

BILANT

incheiat la

31.12.2023

938 15 02 24


- lei -

| Nr. rand | Denumirea indicatorilor | Cod | Sold la: | |
|----------|--|------|------------------|---------------------|
| | | | inceputul anului | sfarsitul perioadei |
| A | B | C | 1 | 2 |
| | Active fixe necorporale (ct. 2030000+2050000+2060000+2080100+2080200+2330000-2800300-2800500-2800801-2800809-2900400-2900500-2900801-2900809-2930100*) | 03 | 598854 | 2692541 |
| | Instalatii tehnice, mijloace de transport, animale, plantatii, mobilier, aparatura birotica si alte active corporale (ct.2130100+2130200+2130300+2130400+2140000+ 2310000 -2810301-2810302-2810303-2810304-2810400-2910301-2910302-2910303-2910304-2910400-2930200*) | 04 | 39106428 | 39072780 |
| | Terenuri si cladiri (ct. 2110100+2110200+2120101+2120102+2120201+2120301+2120401+2120501+2120601+2120901+2310000-2810100-2810201-2810202-2810203-2810204-2810205-2810206-2810207-2810208-2910100-2910201-2910202-2910203-2910204-2910205-2910206-2910207-2910208-2930200) | 05 | 1454176114 | 1571494984 |
| | Active financiare recurente (investitii pe termen lung) peste un an (ct. 2600100+2600200+2600300+2650000+2670201+ 2670202+2670203+2670204+2670205+2670208-2960101-2960102-2960103-2960200), din care: | 07 | 2597020 | 2597020 |
| | Titluri de participare (ct. 2600100+2600200+2600300-2960101-2960102-2960103) | 08 | 2597020 | 2597020 |
| | Creante recurente – sume ce urmeaza a fi incasate dupa o perioada mai mare de un an (ct. 4110201+4110208+4130200+4280202+4610201+ 4610209-4910200-4960200), din care: | 09 | 33730642 | 33726834 |
| | Creante comerciale recurente – sume ce urmeaza a fi incasate dupa o perioada mai mare de un an (ct. 4110201+4110208+4130200+4610201-4910200-4960200) | 10 | 33730642 | 33726834 |
| | TOTAL ACTIVE NECURENTE (rd.03+04+05+08+07+09) | 15 | 1530209058 | 1649584159 |
| | Stocuri (ct. 3010000+3020100+3020200+3020300+3020400+3020500+3020600+3020700+3020800+3020900+3030100+3030200+3040100+3040200+3050100+3050200+3070000+3090000+3310000+3320000+3410000+3450000+3460000+3470000+3490000+3510100+3510200+3540100+3540500+3540600+3560000+3570000+3580000+3590000+3610000+3710000+3810000+/-3480000+/-3780000-3910000-3920100-3920200-3920300-3930000-3940100-3940500-3940600-3950100-3950200-3950300-3950400-3950600-3950700-3950800-3960000-3970100-3970200-3970300-3980000-4420803) | 19 | 39935412 | 39612874 |
| | Creante din operatiuni comerciale, avansuri si alte decontari (ct. 2320000+2340000+4090101+4090102+4110101+4110108+4130100+4180000+4250000+4280102+4610101+4610109+4730109**+4810101+4810102+4810103+4810900+4830000+484000+4890101+4890301-4910100-4960100+5120800), din care: | 21 | 77732549 | 88160123 |
| | Creante comerciale si avansuri (ct. 2320000+2340000+4090101+4090102+4110101+ 4110108+4130100+4180000+4610101-4910100-4960100), din care : | 22 | 13519821 | 5979051 |
| | Avansuri acordate (ct.2320000+2340000+4090101+4090102) | 22.1 | 4090 | 64699 |
| | Creante bugetare (ct. 4310100**+4310200**+4310300**+4310400**+4310500**+4310600**+4310700**+4370100**+4370200**+4370300**+4370400**+4370500**+4370600**+4370700**+4370800**+4370900**+4371000**+4371100**+4371200**+4371300**+4371400**+4371500**+4371600**+4371700**+4371800**+4371900**+4372000**+4372100**+4372200**+4372300**+4372400**+4372500**+4372600**+4372700**+4372800**+4372900**+4373000**+4373100**+4373200**+4373300**+4373400**+4373500**+4373600**+4373700**+4373800**+4373900**+4374000**+4374100**+4374200**+4374300**+4374400**+4374500**+4374600**+4374700**+4374800**+4374900**+4375000**+4375100**+4375200**+4375300**+4375400**+4375500**+4375600**+4375700**+4375800**+4375900**+4376000**+4376100**+4376200**+4376300**+4376400**+4376500**+4376600**+4376700**+4376800**+4376900**+4377000**+4377100**+4377200**+4377300**+4377400**+4377500**+4377600**+4377700**+4377800**+4377900**+4378000**+4378100**+4378200**+4378300**+4378400**+4378500**+4378600**+4378700**+4378800**+4378900**+4379000**+4379100**+4379200**+4379300**+4379400**+4379500**+4379600**+4379700**+4379800**+4379900**+4380000**) | 23 | 277313 | 308374 |

| A | B | C | 1 | 2 |
|---|---|------|------------|------------|
| | 4310100**+4310200**+4310300**+4310400**+4310500**+ 4310600**+4310700**+4370100**+4370200**+4370300**+ 4420400+4420802+4440000**+4460100**+4460200**+ 4480200+4610102+4610104+4630000+4640000+4650100+ 4650200+4660401+4660402+4660500+4660900+4810101**+48101 02**+4810103**+4810900**- 4970000), din care: | | | |
| | Creante din operatiuni cu fonduri externe nerambursabile si fonduri de la buget (ct. 4500100+4500300+4500501+4500502+4500503+ 4500504+4500505+4500700+4510100+4510300+4510500+ 4530100+4540100+4540301+4540302+4540501+4540502+ 4540503+4540504+4550100+4550301+4550302+4550303+ 4560100+4560303+4560309+4570100+4570201+4570202+ 4570203+4570205+4570206+4570209+4570301+4570302+ 4570309+4580100+4580301+4580302+4610103+4730103**+47400 00+4760000), din care: | 25 | 1293576 | 25804648 |
| | Sume de primit de la Comisia Europeana (ct. 4500100+4500300+4500501+4500502+4500503+ 4500504+ 4500505+4500700) | 26 | 64470 | 153860 |
| | Împrumuturi pe termen scurt acordate (ct. 2670101+2670102+2670103+2670104+2670105+ 2670108+ 2670601+2670602+2670603+2670604+2670605+ 2670609+ 4680101+4680102+4680103+4680104+4680105+ 4680106+ 4680107+4680108+4680109+4690103+4690105+ 4690106+ 4690108+4690109) | 27 | 60565 | 60565 |
| | Total creante curente (rd. 21+23+25+27) | 30 | 79364003 | 114333710 |
| | Conturi la trezorerie, casa în lei (ct. 5100000+5120101+5120501+5130101+5130301+5130302+ 5140101+5140301+5140302+5150101+5150103+5150301+ 5150500+5150600+5160101+5160301+5160302+5170101+ 5170301+5170302+5200100+5210100+5210300+5230000+ 5250101+5250102+5250301+5250302+5250400+5260000+ 5270000+5280000+5290101+5290201+5290301+5290400+ 5290901+5310101+5410101+5500101+5520000+5550101+ 5550400+5570101+5580101+5580201+5590101+5600101+ 5600300+5600401+5610101+5610300+5620101+5620300+ 5620401+5710100+5710300+5710400+5740101+5740102+ 5740301+5740302+5740400+5750100+5750300+5750400-770000 0) | 33 | 209107302 | 196675667 |
| | Dobânda de încasat, alte valori, avansuri de trezorerie (ct. 5180701+5320100+5320200+5320300+5320400+ 5320500+ 5320600+5320800+5420100) | 33.1 | 332781 | 312511 |
| | Conturi la institutii de credit, BNR, casa în valuta (ct. 5110101+5110102+5120102+5120402+5120502+ 5130102+5130202+5140102+5140202+5150102+5150202+ 5150302+5160102+5160202+5170102+5170202+5290102+ 5290202+5290302+5290902+5310402+5410102+5410202+ 5500102+5550102+5550202+5570202+5580102+5580202+ 5580302+5580303+5590102+5590202+5600102+5600103+ 5600402+5610102+5610103+5620102+5620103+5620402) | 35 | 212456 | 404640 |
| | Total disponibilitati si alte valori (rd.33+33.1+35+35.1) | 40 | 209652539 | 197392818 |
| | Cheltuieli in avans (ct. 4710000) | 42 | 8565 | 7161 |
| | TOTAL ACTIVE CURENTE (rd.19+30+31+40+41+41.1+42) | 45 | 328960519 | 351346563 |
| | TOTAL ACTIVE (rd.15+45) | 46 | 1859169577 | 2000930722 |
| | Sume necurente- sume ce urmeaza a fi platite dupa o perioada mai mare de un an (ct. 2690200+4010200+4030200+4040200+4050200+ 4280201+ 4620201+4620209+5090000), din care: | 52 | 5356498 | 358957 |
| | Datorii comerciale (ct.4010200+4030200+4040200+4050200+4620201) | 53 | 37845 | 29383 |
| | Împrumuturi pe termen lung (ct. 1610200+1620200+1630200+1640200+1650200+ 1660201+1660202+1660203+1660204+1670201+1670202+) | 54 | 18461307 | 14716316 |

| A | B | C | 1 | 2 |
|---|---|------|------------|------------|
| | 1670203+1670208+1670209-1690200) | | | |
| | Provizioane (ct. 1510201+1510202+1510203+1510204+1510208) | 55 | 356916 | 269507 |
| | TOTAL DATORII NECURENTE (rd.52+52.1+54+55) | 58 | 24174721 | 15344780 |
| | Datorii comerciale, avansuri si alte decontari (ct. 2690100+4010100+4030100+4040100+4050100+4080000+4190000+4620101+4620109+4730109+4810101+4810102+4810103+4810900+4830000+4840000+4890201+5090000+5120800), din care: | 60 | 84492749 | 98762813 |
| | Datorii comerciale si avansuri (ct. 4010100+4030100+4040100+4050100+ 4080000+ 4190000+4620101), din care: | 61 | 13353869 | 15772534 |
| | Datorii catre bugete (ct. 4310100+4310200+4310300+4310400+4310500+4310600+4310700+4370100+4370200+4370300+4400000+4410000+4420300+4420801+4440000+4460100+4460200+4480100+4550501+4550502+4550503+4620109+4670100+4670200+4670300+ 4670400+4670500+4670900+4730109+4810900), din care: | 62 | 7584583 | 8383736 |
| | Contributii sociale (ct. 4310100+4310200+4310300+4310400+4310500+4310600+4310700+4370100+4370200+4370300) | 63.1 | 4795311 | 5425735 |
| | Datorii din operatiuni cu Fonduri externe nerambursabile si fonduri de la buget, alte datorii catre alte organisme internationale (ct. 4500200+4500400+4500600+4510200+4510401+4510402+4510409+4510601+4510602+4510603+4510605+4510606+4510609+4520100+4520200+4530200+4540200+4540401+4540402+4540601+4540602+4540603+4550200+4550401+4550402+4550403+4550404+4550409+4560400+4580401+4580402+4580501+4580502+4590000+4620103+4730103+4760000) | 65 | 19830537 | 36968306 |
| | Salariile angajatilor (ct.4210000+4230000+4260000+4260100+4270100+4270300+4270301+4280101) | 72 | 11578480 | 12138239 |
| | Alte drepturi cuvenite altor categorii de persoane (pensii, indemnizatii de somaj, burse)(ct. 4220100+4220200+4240000+4260000+4260200+4270200+4270300+4270302+ 4290000+4380000), din care: | 73 | -5974 | 206768 |
| | Venituri in avans (ct.4720000) | 74 | 129503 | 211675 |
| | Provizioane (ct. 1510101+1510102+1510103+1510104+1510108) | 75 | | 373254 |
| | TOTAL DATORII CURENTE (rd.60+62+65+70+71+72+72.1+73+74+75) | 78 | 123609878 | 157044791 |
| | TOTAL DATORII (rd.58+78) | 79 | 147784599 | 172389571 |
| | ACTIVE NETE = TOTAL ACTIVE – TOTAL DATORII = CAPITALURI PROPRII (rd.80= rd.46-79 = rd.90) | 80 | 1711384978 | 1828541151 |
| | Rezerve, fonduri (ct.1000000+1000101+1000201+1000202+1000301+1000401+1000402+1010000+1020101+1020102+1020103+1030000+1040101+1040102+1040103+1050100+1050200+1050300+1050400+1050500 +/-1060000+ 1320000+ 1330000) | 84 | 1293106474 | 1309142693 |
| | Rezultatul reportat (ct.1170000- sold creditor) | 85 | 340911529 | 417288897 |
| | Rezultatul patrimonial al exercitiului (ct.1210000- sold creditor) | 87 | 77366975 | 102109561 |
| | TOTAL CAPITALURI PROPRII (rd.84+85-86+87-88) | 90 | 1711384978 | 1828541151 |

Ordinator principal de credite



Directia Economica

Eutimiu

CONTUL DE REZULTAT PATRIMONIAL

la data de 31.12.2023

Cod 02

-lei-

| Nr. crt | Denumirea indicatorilor | Cod rand | An precedent | An curent |
|---------|--|----------|--------------|-------------|
| A | B | C | 1 | 2 |
| 1. | Venituri din impozite, taxe, contributiile de asigurari si alte venituri ale bugetelor (ct.7300100+7300201+7300202+7300203+7310100+7310200+7320100+ 7330000+7340000+7350100+7350200+7350300+7350400+7350500+7350601+7350602+7360100+7390000+7450100+7450200+ 7450300+ 7450400+7450500+7450700+7450900+ 7460100+7460200+ 7460300+ 7460900) | 02 | 188,756,528 | 187,641,753 |
| 2. | Venituri din activitati economice (ct.7210000+7220000+7510100+7510200+/-7090000+7090100-7090200) | 03 | 199,416,799 | 200,820,692 |
| 3. | Finantari, subventii, transferuri (ct.7510500+7710000+7720100+7720200+7740100+7740200+7750000+7760000+7780000+7790101+790109) | 04 | 47,618,418 | 121,053,367 |
| 4. | Alte venituri operationale (ct.7140000+7180000+7500000+7500100+7500200+7510300+7510400+7810200+7810300+7810401+7810402+7770000) | 05 | 3,397,755 | 3,315,866 |
| | TOTAL VENITURI OPERATIONALE (rd.02+03+04+05) | 06 | 439,189,500 | 512,831,678 |
| 1. | Salariile si contributiile sociale aferente angajatilor (ct.6410000+6420000+6450100+6450200+6450300+ 6450400+ 6450500+6450600+6450700+6450800+6460000+6470000) | 08 | 208,144,253 | 232,375,238 |
| 2. | Subventii si transferuri (ct.6700000+6710000+6720000+6730000+6740000+ 6750000+ 6760000+ 6770000+6780000+6780100+6780200+6790000) | 09 | 38,536,790 | 51,966,038 |
| 3. | Stocuri, consumabile, lucrari si servicii executate de terti (ct.6010000+6020100+6020200+6020300+6020400+ 6020500+ 6020600+6020700+6020800+6020900+6030000+6060000+6070000+6080000+6090000+6100000+6110000+ 6120000+6130000+6140000+6220000+6230000+6240100+ 6240200+6260000+6270000+6280000+6290100) | 10 | 87,437,686 | 96,515,941 |
| 4. | Cheltuieli de capital, amortizari si provizioane (ct.6810100+6810200+6810300+6810401+6810402+6820101+ 6820109+6820200+ 6890100+6890200) | 11 | 24,676,703 | 27,013,181 |
| 5 | Alte cheltuieli operationale (ct.6350100+6540000+6580101+6580109) | 12 | 2,040,107 | 1,733,685 |

| A | B | C | 1 | 2 |
|-------|---|------|-------------|-------------|
| | TOTAL CHELTUIELI OPERATIONALE (rd.08+09+10+11+12) | 13 | 360,835,539 | 409,604,083 |
| | - EXCEDENT (rd.06- rd.13) | 15 | 78,353,961 | 103,227,595 |
| IV. | VENITURI FINANCIARE (ct.7610000+7630000+7640000+7650100+7650200+7660000+7670000+7680000+7690000+7860300+7860400) | 17 | 33 | 920 |
| V. | CHELTUIELI FINANCIARE (ct. 6610000+6630000+6640000+6650100+6650200+6660000+6670000+6680000+6690000+6860300+6860400+6860800) | 18 | 939,168 | 1,116,420 |
| | - DEFICIT (rd.18- rd.17) | 21 | 939,135 | 1,115,500 |
| | - EXCEDENT (rd.15+20-16-21) | 23 | 77,414,826 | 102,112,095 |
| VIII. | VENITURI EXTRAORDINARE (ct.7910000) | 25 | 960 | 30 |
| IX | CHELTUIELI EXTRAORDINARE (ct.6900000+6910000) | 26 | 48,811 | 2,564 |
| | - DEFICIT (rd.26-rd.25) | 29 | 47,851 | 2,534 |
| | - EXCEDENT (rd. 23+28-24-29) | 29.2 | 77,366,975 | 102,109,561 |
| | - EXCEDENT (rd. 29.2 - rd.29.4) | 31 | 77,366,975 | 102,109,561 |

*) Nota: Datele se preiau din contul 6350000 pentru coloana 1

***) Nota: Datele se preiau din contul 6350000 pentru coloana 1 la raportarile trim. II si III cu sumele determinate potrivit prevederilor art.13 alin.(2) lit. b din Legea nr. 227/2015 privind Codul Fiscal.

Ordonator principal de credite



Directia Economica

Eutim

SITUAȚIA FLUXURILOR DE TREZORERII
31.12.2023

-lei-

| DENUMIREA INDICATORULUI | Cod rand | TOTAL | CASA ct. 5310101 | Buget de stat *) ct. 5200100/7700000 | Buget local ct. 5210100/7700000 | Buget asigurarilor sociale de stat ct. 5250101+7700000 | Buget asigurari pentru somaj ct. 5740101+7700000 | Buget Fond national de asigurari sociale de sanatate ct. 5750100/7700000 | Buget Fond pentru mediu ct. 57700000 | Buget trezoreriei statului ct. 5240100/7700000 | Buget institutii publice finantate integral din veniturii proprii 5600101/7700000 | Buget institutii publice finantate din proprii si suvenții 5610101/7700000 | Buget institutii publice finantate din proprii si veniturii 5620101/7700000 | Buget activitati finantate din venituri proprii si buget 5130101+5140101+5160101+5170101/7700000 | Buget imprumuturi interne si externe ct. 5130101+5140101+5160101+5170101/7700000 | Buget fonduri externe neramb (sursad) 5150103/7700000 | Alte disponibilitati (ct.5xx) |
|--|----------|-----------|------------------|--------------------------------------|---------------------------------|--|--|--|--------------------------------------|--|---|--|---|--|--|---|-------------------------------|
| A | B | 1 | 2 | 3 | 4 | 5 | 6 | 7 | 8 | 9 | 10 | 11 | 12 | 13 | 14 | 15 | |
| 1. Incasari | 02 | 516180557 | 4923077 | | 289566246 | | | | | | 199754678 | 17281040 | | | | 4655516 | |
| 2. Plati | 03 | 396777106 | 4923077 | | 174041806 | | | | | | 19598875 | 17206198 | | | | 4707150 | |
| 3. Numerar net din activitatea operationala (rd.02-03) | 04 | 119403451 | 0 | | 115524440 | | | | | | 3855803 | 74842 | | | | -51634 | |
| 1. Incasari | 06 | 30 | 0 | | 30 | | | | | | | | | | | | |
| 2. Plati | 07 | 126727034 | 0 | | 121602141 | | | | | | 5050051 | 74842 | | | | | |
| 3. Numerar net din activitatea de investitii (rd.06-07) | 08 | ***** | 0 | | -121602111 | | | | | | -5050051 | -74842 | | | | | |
| 2. Plati | 11 | 5108082 | 0 | | 5108082 | | | | | | | | | | | | |
| 3. Numerar net din activitatea de finantare (rd.10-rd.11) | 12 | -5108082 | 0 | | -5108082 | | | | | | | | | | | | |
| IV. CRESTEREA (DESCRESTEREA) NETA DE NUMERAR SI ECHIVALENT DE NUMERAR (rd.04+rd.08+rd.12) | 13 | -12431635 | 0 | | -11185753 | | | | | | -1194248 | | | | | | -51634 |
| V. NUMERAR SI ECHIVALENT DE NUMERAR LA INCEPUTUL ANULUI | 14 | 209107302 | 0 | | 206248073 | | | | | | 2240493 | | | | | | 618736 |
| - Sume recuperate din excedentul anului precedent **) | 14.1 | 92235850 | 0 | | 90000000 | | | | | | 2235850 | | | | | | |
| - Sume utilizate din excedentul anului precedent/ sume transferate din excedent la bugetul local/sume transferate din excedent pentru constituirea de depozite în trezorerie***) | 14.2 | 92235850 | 0 | | 90000000 | | | | | | 2235850 | | | | | | |
| VI. NUMERAR SI ECHIVALENT DE NUMERAR LA SFÂRSITUL PERIOADEI (rd.13+rd.14+14.1-14.2-14.3) | 15 | 196675667 | 0 | | 195062320 | | | | | | 1046245 | | | | | | 567102 |

*) La unitatile administrativ-teritoriale si la unitatile de invatamant preuniversitar coloana 3 nu se aduna in coloana 1 -Total

**) Randurile 14.1"Sume recuperate din excedentul anului precedent" completeaza pentru bugetele: locale, institutii publice, finantate integral sau partial din venituri proprii, activitatilor fi integral din venituri proprii, fondurilor nerambursabile (sursa 08) in situatia existentei unui buget de venituri si cheltuieli, activ. de privatizare, Fondului de mediu astfel: - cu sume recuperate din excedentul anilor precedenti; - cu sume virate din fondul spitalelor in excedentul bugetului de venituri proprii al unitatii sanitare publice

**) Randurile 14.2"Sume utilizate din excedentul anului precedent" completeaza pentru constituirea de depozite in trezorerie" se completeaza astfel: pentru bugetele: locale, institutiilor publice finantate integral sau partial din venituri proprii, activitatilor finantate integral din venituri proprii, fondurilor externe nerambursabile (sursa 08/D) in situatia existentei unui buget de venituri si cheltuieli, activitatii de privatizare, Fondului de mediu-cu sumele utilizate din excedentul anului precedent pentru efectuarea de cheltuieli, acoperirea gollerilor temporare de casa;

- pentru bugetul institutiilor publice finantate integral din venituri proprii si bugetul activitatilor finantate integral din venituri proprii - cu sumele transferate din excedent la bugetul local

- pentru bugetul asigurarilor sociale de stat, bugetul Fondului national unic de asigurari sociale de sanatate, bugetul Fondului de mediu, bugetul institutiilor publice finantate integral din venituri proprii, bugetul activitatii de privatizare si bugetul fondurilor externe nerambursabile (sursa 08/D) in situatia existentei unui buget de venituri si cheltuieli - cu sume transferate sin excedent pentru constituirea de depozite in trezorerie.

**) Randul 14.3"Sume transferate din disponibil neutilizat la finele anului precedent" se completeaza pentru : bugetul fondurilor externe nerambursabile (sursa 08/D) in situatia existentei doar a buget de cheltuieli, bugetul creditorilor in sume transferate la inceputul anului din disponibil neutilizat la finele anului precedent.

Ordonator principal de credite

Directia Economica

Viza trezorerie



Autenti



SITUATIA FLUXURILOR DE TREZORERIE

la data de 31.12.2023

Cod 04

-lei-

| Denumirea indicatorilor A | Cod rand B | Total 1 | Casa in valuta 2 | Alte disponibilitati 3 |
|---|-------------------------|-------------------|----------------------------|-------------------------------------|
| 1. Incasari | 02 | 5,413,636 | | 5,413,636 |
| 2. Plati | 03 | 5,221,452 | | 5,221,452 |
| 3. Numerar net din activitatea operationala (rd. 02- rd.03) | 04 | 192,184 | | 192,184 |
| IV. CRESTEREA (DESCRESTEREA) NETA DE NUMERAR SI ECHIVALENT DE NUMERAR (rd.04+rd.08+rd.12) | 13 | 192,184 | | 192,184 |
| V. NUMERAR SI ECHIVALENT DE NUMERAR LA INCEPUTUL ANULUI | 14 | 212,456 | | 212,456 |
| VI. NUMERAR SI ECHIVALENT DE NUMERAR LA FINELE PERIOADEI (rd.13+14 +15-16) | 17 | 404,640 | | 404,640 |

NOTA: Coloanale se completeaza astfel:

Col.1 TOTAL - (col.2+col.3+.....n)

Col.2 - ct. 5310402 "Casa in valuta"

Col.3 si urmatoarele - ct. de disponibilitati in lei si in valuta la unitati bancare:(5xxxxxx)

Ordonator principal de credite



Directia Economica

DISPONIBIL DIN MIJLOACE CU DESTINATIE SPECIALA

la data de 31.12.2023

Cod 05

-lei-

| Denumirea indicatorilor | Nr. rand | Disponibil la inceputul anului | Incasari | Plati | Disponibil la sfarsitul perioadei |
|---|----------|--------------------------------|----------|--------|-----------------------------------|
| A | B | 1 | 2 | 3 | 4=1+2-3 |
| TOTAL (rd.02 la 15) din care: | 01 | 197,076 | 35,224 | 23,424 | 208,876 |
| -Sume primite ca donatii si sponsorizari (ct. 5500101, ct. 5500102/analitice distincte) | 02 | 14,964 | | | 14,964 |
| -Garantii materiale retinute de gestiunarii conform Legii nr.22/1969 (ct. 5500101, ct. 5500102/analitice distincte) | 03 | 182,112 | 35,224 | 23,424 | 193,912 |

Ordenator principala de credite

Directia Economica




SITUAȚIA MODIFICĂRILOR ÎN STRUCTURA ACTIVELOR NETE/CAPITALURILOR

la data de 31.12.2023

Cod 25

-lei-

| Denumirea indicatorilor | Cod rand | Sold la începutul anului | Creșteri | Reduceri | Sold la sfârșitul anului |
|---|----------|--------------------------|-------------|-------------|--------------------------|
| A | B | 1 | 2 | 3 | 4 |
| Fondul bunurilor care alcatuiesc domeniul public al statului (Ct. 1010000) | 02 | 11,119,132 | | | 11,119,132 |
| Fondul bunurilor care alcatuiesc domeniul public al unitatilor administrativ teritoriale (Ct.1030000) | 04 | 1,270,337,523 | 16,036,219 | | 1,286,373,742 |
| Fondul bunurilor care alcatuiesc domeniul privat al unitatilor administrativ teritoriale (Ct.1040000) | 05 | 5,621,828 | | | 5,621,828 |
| Fondul bunurilor care alcatuiesc proprietatea privata o institutiei publice din administratia locala (Ct.1040102) | 05.01 | 214 | | | 214 |
| Rezerve din reevaluare (Ct.1050100+1050200+1050300+1050400) | 06 | 6,027,777 | 898 | 898 | 6,027,777 |
| Rezultatul reportat (Ct.1170000- sold creditor) | 17 | 340,911,529 | 142,810,865 | 66,433,497 | 417,288,897 |
| Rezultatul patrimonial al exercitiului (Ct.1210000 - sold creditor) | 19 | 77,366,975 | 321,037,373 | 296,294,787 | 102,109,561 |
| Total capitaluri proprii (rd 01 la 17-rd.18+rd.19-rd.20) | 21 | 1,711,384,978 | 479,885,355 | 362,729,182 | 1,828,541,151 |

Ordonator principal de credite *



Directia Economica

SITUATIA ACTIVELOR SI DATORIILOR INSTITUTIILOR PUBLICE
 DIN ADMINISTRATIA LOCALA

| Cod 18 | | la data de | 31.12.2023 | -lei- |
|----------|--|------------|--------------------------|-----------------------------|
| Nr. rand | | Cod rand | Sold la inceputul anului | Sold la sfarsitul perioadei |
| A | B | C | 1 | 2 |
| | Disponibilitati în lei ale institutiilor publice locale si ale institutiilor publice de subordonare locala, la trezorerii (ct.5100000+ct.5120101+ct.5120501+ct.5150101+ct.5150103+ct.5150500+ct.5150600+ct.5160101+ct.5160301 +ct.5160302+ct.5170101+ct.5170301+ct.5170302+ct.5210100+ct.5210300+ct.5280000+ct.5290201+ct.5290301+ct.5290400+ ct.5290901+ct.5500101+ct.5520000+ct.5550101 +ct.5570101+ct.5580101+ct.5580201+ct.5600101+ ct.5600300+ct.5610100+ct.5610300+ct.5620101+ct.5620300-ct.7700000), din care : | 5 | 209107302 | 196675667 |
| | Total (in baze cash) (rd.04+05) | 8 | 209107302 | 196675667 |
| | Total (in baze accrual) (rd.08+09) | 10 | 209107302 | 196675667 |
| | Avansuri de trezorerie, acordate în lei (ct.5420100) | 22 | 599 | 230 |
| | Alte valori (ct.5320100+ct.5320200+ct.5320300+ct.5320400+ct.5320500+ ct.5320600+ct.5320800) | 23 | 332182 | 312281 |
| | Disponibilitati ale institutiilor publice locale si ale institutiilor de subordonare locala la institutiile de credit rezidente (ct.5110101+ct.5110102+ct.5120102+ct.5120402+ct.5120502+ct.5150102+ ct.5150202+ct.5160102+ct.5160202+ | 32 | 212456 | 404640 |

| | | | | |
|---|---|-----|----------|----------|
| | ct.5170102+ ct.5170202+ ct.5290202+5290302+ct.52 90902+ct.5500102+ct. 5550102+ct. 5550202+ct.5570202+ct.55 80102+ ct.5580302+ ct.5600102+ct.5600103+ct. .5620102+ct.5620103), din care : | | | |
| | Fonduri externe nerambursabile preaderare | 33 | 45 | 278 |
| | Total (în baze cash) (rd.32+35) | 36 | 212456 | 404640 |
| | Total (în baze accrual) (rd.36+37) | 38 | 212456 | 404640 |
| | Actiuni cotate detinute de autoritatile locale la societati nefinanciare (ct.2600100 - ct.2960101) (S.11) | 131 | 462549 | 462549 |
| | Total (la valoarea contabila neta (la valoarea de intrare mai putin ajustarile cumulate pentru pierderea de valoare) (rd.131+132+133) | 134 | 462549 | 462549 |
| | Participatiile autoritatilor locale la alte societati care nu sunt organizate pe actiuni (regii autonome, srl, comandita, etc.) (ct.2600300 - ct. 2960103) | 141 | 2134471 | 2134471 |
| | Total (la valoarea de intrare mai putin ajustarile cumulate pentru pierderea de valoare) (rd.141) | 142 | 2134471 | 2134471 |
| 1 | Creante comerciale necurente legate de livrari de bunuri si servicii de catre autoritatile locale sau de institutii subordonate acestora (ct.4110201+ct.4110208+c t.4130200+ct.4610201 - ct.4910200 - ct.4960200) Total (rd.158+159+160+164), din care: | 157 | 33730642 | 33726834 |
| | -de la populatie (gospodariile populatiei) (S.14) | 158 | 33369222 | 33365414 |
| | -de la societati | 159 | 361420 | 361420 |

| | | | | |
|--|---|-------|----------|----------|
| | nefinanciare (S.11), | | | |
| | Creante comerciale curente legate de livrari de bunuri si servicii de catre autoritatile locale sau de institutii subordonate acestora (ct.2320000+ct.2340000+ct.4090101+ct.4090102+ct.4110101+ ct.4110108+ ct.4130100+ct.4180000+ct.4610101 - ct.4910100 - ct.4960100). Total (rd.166+167+168+172), din care de la : | 165 | 13519821 | 5979051 |
| | - de la gospodariile populatiei (S14) | 166 | | 144263 |
| | - de la societati nefinanciare (S.11), | 167 | 12346444 | 4595195 |
| | -de la institutiile publice, din care: (rd.169+170+171) | 168 | 1173377 | 1239593 |
| | - Administratia locala (exclusiv fondurile de securitate sociala) (S.1313) | 170 | 66172 | |
| | - Fonduri de securitate sociala (S.1314) | 171 | 1107205 | 1239593 |
| | -din care:creantele unitatilor sanitare cu paturi fata de Casele de Sanatate | 171.1 | 1107205 | 1239593 |
| | Creante ale fondului de risc (ct.4610109+ct.4610209) | 184 | 2496343 | 15833 |
| | Total creante (rd.176+184) | 185 | 2496343 | 15833 |
| | Sume de primit de la Autoritatile de Certificare / Autoritatile de Management /Agentiile de Plati - FONDURI EXTERNE NERAMBURSABILE POSTADERARE (ct.4580301) | 191 | 759781 | 22047209 |
| | Sume de primit de la Autoritatile de Certificare/ Autoritatile de Management / Agentiile de Plati - FONDURI DE LA BUGET (ct.4580302) | 192 | 469325 | 3603579 |
| | Sume de primit de la Comisia Europeana/alti donatori reprezentând venituri ale bugetului general consolidat | 194 | 64470 | 153860 |

| | | | | |
|---|---|-------|----------|----------|
| | -FONDURI EXTERNE NERAMBURSABILE POSTADERARE (ct.4500504+ct.4500505). Total, din care: (rd.195+196) | | | |
| | Sume de primit de la Comisia Europeana/alti donatori reprezentând venituri ale bugetului general consolidat- buget local- FONDURI EXTERNE NERAMBURSABILE POSTADERARE (ct.4500504) | 195 | 64470 | 153860 |
| 1 | Sume datorate tertilor reprezentând garantii si cautiuni aflate în conturile institutiilor publice (ct.4280101+ct.4280201+c t.4620109+ct.4620209) Total (rd.204+205+206), din care : | 203 | 329032 | 274958 |
| | - salariatilor (gospodariile populatiei) (S.143) | 204 | 237333 | 200139 |
| | - societati nefinanciare (S.11) | 205 | 91699 | 74819 |
| | Credite pe termen lung primate (contractate, garantate, asimilate, etc.) de institutiile publice locale (ct.1620200+ct.1630200+c t.1670201+ct.1670202+ct. 1670203+ ct.1670209). Total (rd.287+288+289+289.1) din care acordate de : | 286 | 18461307 | 14716316 |
| | -Administratia centrala (exclusiv fondurile de securitate sociala) (S.1311) Credite pe termen lung primite din venituri din privatizare de catre institutii publice din administratia locala (ct.1620200+ct.1670203) | 289.1 | 18461307 | 14716316 |
| | Total (in baze cash) (rd.286) | 290 | 18461307 | 14716316 |
| | Datorii comerciale necurente legate de livrari de bunuri si servicii (ct.4010200+ct.4030200+c t.4040200+ ct.4050200+ct.4620201). | 312 | 37845 | 29383 |

| | | | |
|---|-------|----------|----------|
| Total (rd.313+314+318+319), din care catre : | | | |
| - Societati nefinanciare (S.11) | 313 | 37845 | 29383 |
| Datorii comerciale curente legate de livrari de bunuri si servicii (ct.4010100+ct.4030100+c t.4040100 +ct. 4050100+ct.4080000 + ct.4190000+ ct.4620101) Total (rd.321+322+326+327), din care catre : | 320 | 13353869 | 15772534 |
| - Societati nefinanciare (S.11) | 321 | 13352297 | 15770962 |
| -Alti rezidenti (Alti intermediari financiari, exclusiv societatile de asigurare si fondurile de pensii, Auxiliari financiari, Societati de asigurare, Fondurile de pensii) (S.125, S.126, S.128, S.129) | 326 | 1572 | 1572 |
| Datoriile institutiilor publice din administratia locala catre bugete (ct.4420300+ ct.4310100+ct.4310200+ct .4310300+ct.4310400+ ct.4310500+ ct.4310700+ct. 4370100+ct.4370200+ct.43 70300+ ct.4420800 +ct.4440000+ct.4460000+c t.4480100) | 331 | 7465835 | 8383736 |
| Salariile angajatilor (ct 4210000+ct.4230000+ct.42 60000 +ct.4270100+ct. 4270300 +ct.4280101) | 332 | 11578480 | 12138239 |
| Alte drepturi cuvenite altor categorii de persoane (ct.4260000+ct.4270200 +ct. 4270300+ct.4290000+ct.43 80000) | 333 | -5974 | 206768 |
| Total (rd.331+332+333+334) | 335 | 19038341 | 20728954 |
| Provizioane necurente (ct.1510201+ ct.1510202+ ct.1510203 +ct.1510204 +ct.1510208), din care: | 342.1 | 356916 | 269507 |
| Provizioane necurente, | 342.2 | 83916 | 269507 |

| | | | | |
|--|--|-------|--------|--------|
| | constituite conform O.M.F.P. 416/2013 reprezentând arierate în litigiu (din soldul ct. 1510201) | | | |
| | Provizioane necurente, constituite conform OUG 71/2009 si OG 17/2012 reprezentând drepturi salariale câstigate în instanta (ct.1510203) | 342.3 | 273000 | |
| | Provizioane curente (ct. 1510101+ct.1510102+ ct.1510103+ ct.1510104+ ct.1510108) , din care: | 343 | | 373254 |
| | Provizioane curente, constituite conform OUG 71/2009 si OG 17/2012 reprezentând drepturi salariale câstigate în instanta (ct.1510103) | 343.2 | | 373254 |

Nota

| Sectoarele si subsectoarele definite conform Sistemului European de Conturi (SEC' 95) | Utilizator Anexa 40 | Cod SEC'95 |
|---|---------------------|------------|
| Societati nefinanciare | | S.11 |
| Societati financiare | | S.12 |
| Banca centrala | | S.121 |
| Societati care accepta depozite, exclusiv banca centrala | | S.122 |
| Fonduri de piata monetara | | S.123 |
| Fonduri de investitii, altele decat fondurile de piata monetara | | S.124 |
| Alti intermediari financiari, exclusiv societati de asigurare si fonduri de pensii | | S.125 |
| Auxiliari financiari | | S.126 |
| Societati de asigurare (SA) | | S.128 |
| Fonduri de pensii (FP) | | S.129 |
| Administratii publice | | S.13 |
| Administratia centrala(exclusiv fondurile de securitate sociala) | | S.1311 |
| Administratia locale(exclusiv fondurile de securitate sociala) | | S.1313 |
| Fonduri de securitate sociala | | S.1314 |
| Gospodariile populatiei | | S.14 |
| Restul lumii | | S.2 |
| State membre si institutii si organisme ale Uniunii Europene | | S.21 |
| Statele membre ale Uniunii Europene | | S.211 |
| Institutii si organisme ale Uniunii Europene | | S.212 |
| State nonmembre si organizatii internationale nerezidente ale Uniunii Europene | | S.22 |

Ordonator principal de credite



Directia Economica

Buțari

CONTUL DE EXECUTIE A BUGETULUI LOCAL- VENITURI

la data de 31.12.2023

Cod 20

-lei-

| Denumirea indicatorilor | Cod indicator | Prevederi bugetare | | Drepturi constatate | | | | | Stingeri pe alte cai decat incasari | Drepturi constatate de incasat |
|--|---------------|--------------------|-------------|---------------------|---------------------|-----------------|--------------------|------------|-------------------------------------|--------------------------------|
| | | Initiale | Definitive | Total, din care: | din anii precedenti | din anul curent | Incasari realizate | 7 | | |
| A | B | 1 | 2 | 3=4+5 | 4 | 5 | 6 | 7 | 8=3-6-7 | |
| VENITURI -TOTAL(cod | 000102 | 422.339,890 | 441,015,060 | 336,640,965 | 5,100,720 | 331,540,245 | 289,566,276 | 20,405,439 | 26.669,250 | |
| 00.02+00.15+00.16+00.17+45.02+4602+4702+4802) | | | | | | | | | | |
| VENITURI PROPRII (cod 00.02-11.02.- 37.02+ 00.15) | 4990 | 53,207,000 | 54,567,570 | 55,409,629 | 4,097,631 | 51,311,998 | 54,165,150 | | 1,244,479 | |
| I. VENITURI CURENTE (cod 00.03+00.12) | 0002 | 186,238,000 | 195,534,170 | 196,038,829 | 4,097,631 | 191,941,198 | 194,794,350 | | 1,244,479 | |
| A. VENITURI FISCALE (cod | 0003 | 180,638,000 | 188,624,170 | 187,416,753 | | 187,416,753 | 187,416,753 | | | |
| 00.04+06.02+00.09+00.10+00.11) | | | | | | | | | | |
| A1. IMPOZIT PE VENIT, PROFIT SI CASTIGURI DIN | 0004 | 47,207,000 | 47,237,570 | 47,455,488 | | 47,455,488 | 47,455,488 | | | |
| CAPITAL (cod 00.05+00.06+00.07) | | | | | | | | | | |
| A1.2. IMPOZIT PE VENIT, PROFIT SI CASTIGURI DIN | 0006 | 47,207,000 | 47,237,570 | 47,455,488 | | 47,455,488 | 47,455,488 | | | |
| CAPITAL DE LA PERSOANE FIZICE(cod 03.02+04.02) | | | | | | | | | | |
| Cote si sume defalcate din impozitul pe venit (cod | 0402 | 47,207,000 | 47,237,570 | 47,455,488 | | 47,455,488 | 47,455,488 | | | |
| 04.02.01+04.02.04) | | | | | | | | | | |
| Cote defalcate din impozitul pe venit | 040201 | 41,410,000 | 41,410,000 | 41,627,916 | | 41,627,916 | 41,627,916 | | | |
| Sume alocate din cotele defalcate din impozitul pe venit | 040204 | 5,797,000 | 5,827,570 | 5,827,572 | | 5,827,572 | 5,827,572 | | | |
| pentru echilibrarea bugetelor locale | | | | | | | | | | |
| A4.IMPOZITE SI TAXE PE BUNURI SI SERVICII (cod | 0010 | 133,431,000 | 141,386,600 | 139,961,265 | | 139,961,265 | 139,961,265 | | | |
| 11.02+12.02+15.02+16.02) | | | | | | | | | | |
| Sume defalcate din TVA (cod | 1102 | 133,031,000 | 140,966,600 | 139,457,231 | | 139,457,231 | 139,457,231 | | | |
| 11.02.01+11.02.02+11.02.05+11.02.06+11.02.09) | | | | | | | | | | |
| Sume defalcate din taxa pe valoarea adaugata pentru | 110201 | 55,315,000 | 58,250,600 | 56,741,231 | | 56,741,231 | 56,741,231 | | | |
| finantarea cheltuielilor descentralizate la nivelul judetelor | | | | | | | | | | |
| Sume defalcate din taxa pe valoarea adaugata pentru drumuri | 110205 | | 5,000,000 | 5,000,000 | | 5,000,000 | 5,000,000 | | | |
| Sume defalcate din taxa pe valoarea adaugata pentru | 110206 | 77,716,000 | 77,716,000 | 77,716,000 | | 77,716,000 | 77,716,000 | | | |
| echilibrarea bugetelor locale | | | | | | | | | | |
| Taxe pe utilizarea bunurilor, autorizarea utilizarii bunurilor sau | 1602 | 400,000 | 420,000 | 504,034 | | 504,034 | 504,034 | | | |

| A | B | 1 | 2 | 3=4+5 | 4 | 5 | 6 | 7 | 8=3-6-7 |
|---|----------|-----------|-----------|-----------|-----------|-----------|-----------|---|-----------|
| pe desfasurarea de activitati (cod 16.02.02+16.02.03+16.02.50) | | | | | | | | | |
| Impozit pe mijloacele de transport (cod 16.02.02.01+16.02.02.02) | 160202 | 400,000 | 420,000 | 504,034 | | 504,034 | 504,034 | | |
| Impozit pe mijloacele de transport deținute de persoane fizice | 16020201 | 100,000 | 100,000 | 76,369 | | 76,369 | 76,369 | | |
| Impozit pe mijloacele de transport deținute de persoane juridice | 16020202 | 300,000 | 320,000 | 427,665 | | 427,665 | 427,665 | | |
| C. VENITURI NEFISCALE (cod 00.13+00.14) | 0012 | 5,600,000 | 6,910,000 | 8,622,076 | 4,097,631 | 4,524,445 | 7,377,597 | | 1,244,479 |
| C1. VENITURI DIN PROPRIETATE (cod 30.02+31.02) | 0013 | 2,280,000 | 2,510,000 | 2,629,589 | 166,214 | 2,463,375 | 2,547,685 | | 81,904 |
| Venituri din proprietate (cod 30.02.01+30.02.05+30.02.08+30.02.50) | 3002 | 2,280,000 | 2,510,000 | 2,629,589 | 166,214 | 2,463,375 | 2,547,685 | | 81,904 |
| Venituri din concesiuni si inchirieri (cod 30.02.05.01+30.02.05.05+30.02.05.30) | 300205 | 1,780,000 | 1,917,000 | 2,036,228 | 166,214 | 1,870,014 | 1,954,324 | | 81,904 |
| Alte venituri din concesiuni si inchirieri de catre institutiile publice | 30020530 | 1,780,000 | 1,917,000 | 2,036,228 | 166,214 | 1,870,014 | 1,954,324 | | 81,904 |
| Venituri din dividende (cod 30.02.08.02+30.02.08.03) | 300208 | 500,000 | 593,000 | 593,361 | | 593,361 | 593,361 | | |
| Venituri din dividende de la alti platitori | 30020802 | 500,000 | 593,000 | 593,361 | | 593,361 | 593,361 | | |
| C2. VANZARI DE BUNURI SI SERVICII (cod 33.02+34.02+35.02+36.02+37.02) | 0014 | 3,320,000 | 4,400,000 | 5,992,487 | 3,931,417 | 2,061,070 | 4,829,912 | | 1,162,575 |
| Venituri din prestari de servicii si alte activitati (cod 33.02.08+33.02.10+33.02.12+33.02.24+33.02.27+33.02.28+33.02.33+33.02.50) | 3302 | 2,420,000 | 3,500,000 | 3,425,999 | 2,700,000 | 725,999 | 3,425,999 | | |
| Contributia de intretinere a persoanelor asistate | 330213 | 800,000 | 800,000 | 695,690 | | 695,690 | 695,690 | | |
| Contributia lunara a parintilor pentru intretinerea copiilor in unitatile de protectie sociala | 330227 | 20,000 | 20,000 | 28,173 | | 28,173 | 28,173 | | |
| Venituri din recuperarea cheltuielilor de judecata, imputatii si despagubiri | 330228 | 1,600,000 | 2,680,000 | 2,702,136 | 2,700,000 | 2,136 | 2,702,136 | | |
| Amenzi, penalitati si confiscari (cod 35.02.01 la 35.02.03+35.02.50) | 3502 | 500,000 | 500,000 | 883,495 | 868,503 | 14,993 | 30,742 | | 852,753 |
| Venituri din amenzi si alte sanctiuni aplicate potrivit dispozitiilor legale (cod 35.02.01.02) | 350201 | 150,000 | 150,000 | 696,106 | 697,845 | -1,740 | -1,740 | | 697,846 |
| Venituri din amenzi si alte sanctiuni aplicate de catre alte institutii de specialitate | 35020102 | 150,000 | 150,000 | 696,106 | 697,845 | -1,740 | -1,740 | | 697,846 |
| Alte amenzi, penalitati si confiscari | 350250 | 350,000 | 350,000 | 187,389 | 170,658 | 16,733 | 32,482 | | 154,907 |
| Diverse venituri (cod 36.02.01+36.02.05+36.02.06 +36.02.07+36.02.11+36.02.14+36.02.22+36.02.23+36.02.31+36.02.32+36.02.47+36.02.50) | 3602 | 400,000 | 400,000 | 510,994 | 362,913 | 148,079 | 201,172 | | 309,822 |

| A | B | 1 | 2 | 3=4+5 | 4 | 5 | 6 | 7 | 8=3-6-7 |
|--|----------|-------------|-------------|------------|---------|------------|------------|---|-----------|
| Alte venituri | 360250 | 400,000 | 400,000 | 510,994 | 362,915 | 148,079 | 201,172 | | 309,822 |
| Transferuri voluntare, altele decat subventiile (cod 37.02.01+37.02.03 la 37.02.05+37.02.50) | 3702 | | | 1,171,999 | | 1,171,999 | 1,171,999 | | |
| Varsaminte din sectiunea de functionare pentru finantarea sectiunii de dezvoltare a bugetului local (cu semnul minus) | 370203 | -1,500,000 | -1,500,000 | | | | | | |
| Varsaminte din sectiunea de functionare | 370204 | 1,500,000 | 1,500,000 | | | | | | |
| Sume primite din Fondul de Solidaritate al Uniunii Europene | 370205 | | | 1,171,999 | | 1,171,999 | 1,171,999 | | |
| II. VENITURI DIN CAPITAL (cod 39.02) | 0015 | | | 30 | | 30 | 30 | | |
| Venituri din valorificarea unor bunuri (cod 39.02.01+39.02.03+39.02.04+ 39.02.07+39.02.10) | 3902 | | | 30 | | 30 | 30 | | |
| Venituri din valorificarea unor bunuri ale institutiilor publice | 390201 | | | 30 | | 30 | 30 | | |
| IV. SUBVENTII (cod 00.18) | 0017 | 140,801,890 | 150,180,890 | 43,869,836 | 284,790 | 43,585,046 | 40,450,791 | | 3,419,045 |
| SUBVENTII DE LA ALTE NIVELE ALE ADMINISTRATIEI PUBLICE (cod 42.02+43.02) | 0018 | 140,801,890 | 150,180,890 | 43,869,836 | 284,790 | 43,585,046 | 40,450,791 | | 3,419,045 |
| Subventii de la bugetul de stat (cod 42.02.01+42.02.05+42.02.10+42.02.12+42.02.13+42.02.14+42.02.15+ 42.02.16+42.02.18+42.02.20+42.02.21+42.02.28+42.02.29+ 42.02.32+42.02.33+42.02.34+ 42.02.35+ 42.02.40 la 42.02.42+ 42.02.45+ 42.02.51+42.02.52+42.02.54+42.02.55+ 42.02.62+ 42.02.65 la 42.02.67+42.02.69+42.02.73+ 42.02.77+42.02.79+42.02.80+ 42.02.81+42.02.82+42.02.84 la 42.02.92) | 4202 | 140,801,890 | 150,180,890 | 43,869,836 | 284,790 | 43,585,046 | 40,450,791 | | 3,419,045 |
| Subventii de la bugetul de stat catre bugetele locale pentru finantarea investitiilor in sanatate (cod 42.02.16.01 la 42.02.16.03) | 420216 | 19,321,000 | 19,321,000 | | | | | | |
| Subventii de la bugetul de stat catre bugetele locale pentru finantarea aparaturii medicale si echipamentelor de comunicatii in urgenta in sanatate | 42021601 | 19,321,000 | 19,321,000 | | | | | | |
| Alte drepturi pentru dizabilitate si adoptie | 420221 | 1,250,000 | 1,799,000 | 1,618,922 | | 1,618,922 | 1,618,922 | | |
| Subventii primite de la bugetul de stat pentru finantarea investitiilor pentru institutii publice de asistenta sociala si unitati de asistenta medico-sociale | 420252 | | 5,995,000 | | | | | | |
| Finantarea Programului National de Dezvoltare Locala | 420265 | 66,276,000 | 69,111,000 | 35,558,748 | | 35,558,748 | 35,558,748 | | |
| Subventii de la bugetul de stat catre bugetele locale necesare sustinerii derularii proiectelor finantate din fonduri externe nerambursabile (FEN) postaderare, aferente perioadei de programare 2014 - 2020 | 420269 | 15,904,000 | 15,904,000 | 6,692,166 | 284,790 | 6,407,376 | 3,273,121 | | 3,419,045 |
| Alocari de sume din PNRR aferente asistentei financiare | 420288 | 38,050,890 | 38,050,890 | | | | | | |

| A | B | 1 | 2 | 3=4+5 | 4 | 5 | 6 | 7 | 8=3-6-7 |
|---|----------|-------------|-------------|-------------|----------|-------------|-------------|------------|------------|
| nerambursabile (cod 42.02.88.01 la 42.02.88.03) | | | | | | | | | |
| Fonduri europene nerambursabile | 42028801 | 31,975,180 | 31,975,180 | | | | | | |
| Sume aferente TVA | 42028803 | 6,075,710 | 6,075,710 | | | | | | |
| Sume primite de la UE/alti donatori în contul platilor efectuate si prefinantari aferente cadrului financiar 2014-2020 (cod 48.02.01 la 48.02.05+48.02.11+48.02.12+48.02.15+48.02.19) | 4802 | 95,300,000 | 95,300,000 | 96,732,270 | 718,295 | 96,013,971 | 54,321,105 | 20,405,439 | 22,005,726 |
| Fondul European de Dezvoltare Regionala (FEDR) (cod 48.02.01.01 la 48.02.01.03) | 480201 | 80,297,000 | 80,297,000 | 90,081,343 | 708,865 | 89,372,475 | 47,670,178 | 20,405,439 | 22,005,726 |
| Sume primite în contul platilor efectuate în anul curent | 48020101 | 74,920,000 | 74,920,000 | 41,844,415 | | 41,844,415 | 9,137,221 | 10,702,277 | 22,004,917 |
| Sume primite în contul platilor efectuate în anii anteriori | 48020102 | 5,377,000 | 5,377,000 | 10,934,587 | 708,865 | 10,225,719 | 1,230,616 | 9,703,162 | 809 |
| Prefinantare | 48020103 | | | 37,302,341 | | 37,302,341 | | | |
| Fondul Social European (FSE) (cod 48.02.02.01 la 48.02.02.03) | 480202 | 13,060,000 | 13,060,000 | 6,650,927 | 9,43 | 6,641,496 | 6,650,927 | | |
| Sume primite în contul platilor efectuate în anul curent | 48020201 | 9,540,000 | 9,540,000 | 2,348,400 | | 2,348,400 | 2,348,400 | | |
| Sume primite în contul platilor efectuate în anii anteriori | 48020202 | 3,520,000 | 3,520,000 | 2,436,917 | 9,43 | 2,427,486 | 2,436,917 | | |
| Prefinantare | 48020203 | | | 1,865,610 | | 1,865,610 | | | |
| Alte programe comunitare finantate în perioada 2014-2020 (APC) (cod 48.02.15.01+48.02.15.02) | 480215 | 1,943,000 | 1,943,000 | | | | | | |
| Sume primite în contul platilor efectuate în anul curent | 48021501 | 1,943,000 | 1,943,000 | | | | | | |
| VENITURILE SECTIUNII DE FUNCTIONARE (cod 00.02+00.16+00.17+4702)-TOTAL | 000102 | 185,988,000 | 195,833,170 | 196,485,752 | 4,097,63 | 192,388,121 | 195,241,273 | | 1,244,479 |
| VENITURI PROPRII (00.02-11.02-37.02) | 4990 | 53,207,000 | 54,567,570 | 55,409,599 | 4,097,63 | 51,311,968 | 54,165,120 | | 1,244,479 |
| I. VENITURI CURENTE (cod 00.03+00.12) | 0002 | 184,738,000 | 194,034,170 | 194,866,830 | 4,097,63 | 190,769,199 | 193,622,351 | | 1,244,479 |
| A. VENITURI FISCALE (cod 00.04+06.02+00.09+00.10+00.11) | 0003 | 180,638,000 | 188,624,170 | 187,416,753 | | 187,416,753 | 187,416,753 | | |
| A1. IMPOZIT PE VENIT, PROFIT SI CASTIGURI DIN CAPITAL (cod 00.05+00.06+00.07) | 0004 | 47,207,000 | 47,237,570 | 47,455,488 | | 47,455,488 | 47,455,488 | | |
| A1.2. IMPOZIT PE VENIT, PROFIT SI CASTIGURI DIN CAPITAL DE LA PERSOANE FIZICE (cod 03.02+04.02) | 0006 | 47,207,000 | 47,237,570 | 47,455,488 | | 47,455,488 | 47,455,488 | | |
| Cote si sume defalcate din impozitul pe venit (cod 04.02.01+04.02.04) | 0402 | 47,207,000 | 47,237,570 | 47,455,488 | | 47,455,488 | 47,455,488 | | |
| Cote defalcate din impozitul pe venit | 040201 | 41,410,000 | 41,410,000 | 41,627,916 | | 41,627,916 | 41,627,916 | | |
| Sume alocate din cotele defalcate din impozitul pe venit pentru echilibrarea bugetelor locale | 040204 | 5,797,000 | 5,827,570 | 5,827,572 | | 5,827,572 | 5,827,572 | | |
| A4. IMPOZITE SI TAXE PE BUNURI SI SERVICII (cod 11.02+12.02+15.02+16.02) | 0010 | 133,431,000 | 141,386,600 | 139,961,265 | | 139,961,265 | 139,961,265 | | |
| Sume defalcate din TVA (cod | 1102 | 133,031,000 | 140,966,600 | 139,457,231 | | 139,457,231 | 139,457,231 | | |

| A | B | 1 | 2 | 3=4+5 | 4 | 5 | 6 | 7 | 8=3-6-7 |
|--|----------|------------|------------|------------|-----------|------------|------------|---|-----------|
| 11.02.01+11.02.02+11.02.05+11.02.06+11.02.09) | | | | | | | | | |
| Sume defalcate din taxa pe valoarea adaugata pentru finantarea cheltuielilor descentralizate la nivelul judetelor | 110201 | 55,315,000 | 58,250,600 | 56,741,231 | | 56,741,231 | 56,741,231 | | |
| Sume defalcate din taxa pe valoarea adaugata pentru drumuri | 110205 | | 5,000,000 | 5,000,000 | | 5,000,000 | 5,000,000 | | |
| Sume defalcate din taxa pe valoarea adaugata pentru echilibrarea bugetelor locale | 110206 | 77,716,000 | 77,716,000 | 77,716,000 | | 77,716,000 | 77,716,000 | | |
| Taxe pe utilizarea bunurilor, autorizarea utilizarii bunurilor sau pe desfasurarea de activitati (cod 16.02.02+16.02.03+16.02.50) | 1602 | 400,000 | 420,000 | 504,034 | | 504,034 | 504,034 | | |
| Impozit pe mijloacele de transport (cod 16.02.02.01+16.02.02.02) | 160202 | 400,000 | 420,000 | 504,034 | | 504,034 | 504,034 | | |
| Impozit pe mijloacele de transport detinute de persoane fizice | 16020201 | 100,000 | 100,000 | 76,369 | | 76,369 | 76,369 | | |
| Impozit pe mijloacele de transport detinute de persoane juridice | 16020202 | 300,000 | 320,000 | 427,665 | | 427,665 | 427,665 | | |
| C. VENITURI NEFISCALE (cod 00.13+00.14) | 0012 | 4,100,000 | 5,410,000 | 7,450,077 | 4,097,631 | 3,352,446 | 6,205,598 | | 1,244,479 |
| C1. VENITURI DIN PROPRIETATE (cod 30.02+31.02) | 0013 | 2,280,000 | 2,510,000 | 2,629,589 | 166,214 | 2,463,375 | 2,547,685 | | 81,904 |
| Venituri din proprietate (cod 30.02.01+30.02.05+30.02.08+30.02.50) | 3002 | 2,280,000 | 2,510,000 | 2,629,589 | 166,214 | 2,463,375 | 2,547,685 | | 81,904 |
| Venituri din concesiuni si inchirieri (cod 30.02.05.01+30.02.05.05+30.02.05.30) | 300205 | 1,780,000 | 1,917,000 | 2,036,228 | 166,214 | 1,870,014 | 1,954,324 | | 81,904 |
| Alte venituri din concesiuni si inchirieri de catre institutiile publice | 30020530 | 1,780,000 | 1,917,000 | 2,036,228 | 166,214 | 1,870,014 | 1,954,324 | | 81,904 |
| Venituri din dividende (cod 30.02.08.02+30.02.08.03) | 300208 | 500,000 | 593,000 | 593,361 | | 593,361 | 593,361 | | |
| Venituri din dividende de la alti platitori | 30020802 | 500,000 | 593,000 | 593,361 | | 593,361 | 593,361 | | |
| C2. VANZARI DE BUNURI SI SERVICII (cod 33.02+34.02+35.02+36.02+37.02) | 0014 | 1,820,000 | 2,900,000 | 4,820,488 | 3,931,417 | 889,071 | 3,657,913 | | 1,162,575 |
| Venituri din prestari de servicii si alte activitati (cod 33.02.08+33.02.10+33.02.12+33.02.24+33.02.27+33.02.28+33.02.33+33.02.50) | 3302 | 2,420,000 | 3,500,000 | 3,425,999 | 2,700,000 | 725,999 | 3,425,999 | | |
| Contributia de intretinere a persoanelor asistate | 330213 | 800,000 | 800,000 | 695,690 | | 695,690 | 695,690 | | |
| Contributia lunara a parintilor pentru intretinerea copiilor in unitatile de protectie sociala | 330227 | 20,000 | 20,000 | 28,173 | | 28,173 | 28,173 | | |
| Venituri din recuperarea cheltuielilor de judecata, imputatii si despagubiri | 330228 | 1,600,000 | 2,680,000 | 2,702,136 | 2,700,000 | 2,136 | 2,702,136 | | |
| Amenzi, penalitati si confiscari (cod 35.02.01 la 35.02.03+35.02.50) | 3502 | 500,000 | 500,000 | 883,495 | 868,504 | 14,993 | 30,742 | | 852,763 |

| A | B | 1 | 2 | 3=4+5 | 4 | 5 | 6 | 7 | 8=3-6-7 |
|---|----------|-------------|-------------|-------------|-----------|-------------|------------|------------|------------|
| Venituri din amenzi si alte sanctiuni aplicate potrivit dispozitiilor legale (cod 35.02.01.02) | 350201 | 150,000 | 150,000 | 696,106 | 697,846 | -1,740 | -1,740 | | 697,846 |
| Venituri din amenzi si alte sanctiuni aplicate de catre alte institutii de specialitate | 35020102 | 150,000 | 150,000 | 696,106 | 697,846 | -1,740 | -1,740 | | 697,846 |
| Alte amenzi, penalizati si confiscari | 350250 | 350,000 | 350,000 | 187,389 | 170,656 | 16,733 | 32,482 | | 154,907 |
| Diverse venituri (cod 36.02.01+36.02.05+36.02.06+36.02.11+36.02.14+36.02.32+36.02.50) | 3602 | 400,000 | 400,000 | 510,994 | 362,915 | 148,079 | 201,172 | | 309,822 |
| Alte venituri | 360250 | 400,000 | 400,000 | 510,994 | 362,915 | 148,079 | 201,172 | | 309,822 |
| Transferuri voluntare, altele decat subventiile (cod 37.02.01+37.02.03+37.02.50) | 3702 | -1,500,000 | -1,500,000 | | | | | | |
| Varsaminte din sectiunea de functionare pentru finantarea sectiunii de dezvoltare a bugetului local (cu semnul minus) | 370203 | -1,500,000 | -1,500,000 | | | | | | |
| IV. SUBVENTIIL (cod 00.18) | 0017 | 1,250,000 | 1,799,000 | 1,618,922 | | 1,618,922 | 1,618,922 | | |
| SUBVENTIIL DE LA ALTE NIVELE ALE ADMINISTRATIEI PUBLICE (cod 42.02+43.02) | 0018 | 1,250,000 | 1,799,000 | 1,618,922 | | 1,618,922 | 1,618,922 | | |
| Subventii de la bugetul de stat (cod 42.02.21+42.02.28+42.02.32 la 42.02.36+ 42.02.41+ 42.02.42+42.02.44+42.02.45+ 42.02.51+ 42.02.54+42.02.66) | 4202 | 1,250,000 | 1,799,000 | 1,618,922 | | 1,618,922 | 1,618,922 | | |
| Alte drepturi pentru dizabilitate si adoptie | 420221 | 1,250,000 | 1,799,000 | 1,618,922 | | 1,618,922 | 1,618,922 | | |
| VENITURILE SECTIUNII DE DEZVOLTARE (00.02+00.15+0016+00.17+45.02+48.02+4602) - TOTAL | 000102 | 236,351,890 | 245,181,890 | 140,155,213 | 1,003,085 | 139,152,124 | 94,325,003 | 20,405,439 | 25,424,771 |
| VENITURI PROPRII (cod 00.02-11.02-37.02+00.15) | 4990 | | | 30 | | 30 | 30 | | |
| I. VENITURI CURENTE (cod 00.03+00.12) | 0002 | 1,500,000 | 1,500,000 | 1,171,999 | | 1,171,999 | 1,171,999 | | |
| C. VENITURI NEFISCALE (cod 00.14) | 0012 | 1,500,000 | 1,500,000 | 1,171,999 | | 1,171,999 | 1,171,999 | | |
| C2. VANZARI DE BUNURI SI SERVICII (cod 36.02+37.02) | 0014 | 1,500,000 | 1,500,000 | 1,171,999 | | 1,171,999 | 1,171,999 | | |
| Transferuri voluntare, altele decat subventiile (cod 37.02.04+37.02.05) | 3702 | 1,500,000 | 1,500,000 | 1,171,999 | | 1,171,999 | 1,171,999 | | |
| Varsaminte din sectiunea de functionare | 370204 | 1,500,000 | 1,500,000 | | | | | | |
| Sume primite din Fondul de Solidaritate al Uniunii Europene | 370205 | | | 1,171,999 | | 1,171,999 | 1,171,999 | | |
| II. VENITURI DIN CAPITAL (cod 39.02) | 0015 | | | 30 | | 30 | 30 | | |
| Venituri din valorificarea unor bunuri (cod 39.02.01+39.02.03+39.02.04+39.02.07+39.02.10) | 3902 | | | 30 | | 30 | 30 | | |
| Venituri din valorificarea unor bunuri ale institutiilor publice | 390201 | | | 30 | | 30 | 30 | | |
| IV. SUBVENTIIL (cod 00.18) | 0017 | 139,551,890 | 148,381,890 | 42,250,914 | 284,790 | 41,966,124 | 38,831,869 | | 3,419,045 |
| SUBVENTIIL DE LA ALTE NIVELE ALE ADMINISTRATIEI PUBLICE (cod 42.02+43.02) | 0018 | 139,551,890 | 148,381,890 | 42,250,914 | 284,790 | 41,966,124 | 38,831,869 | | 3,419,045 |

| A | B | 1 | 2 | 3=4+5 | 4 | 5 | 6 | 7 | 8=3-6-7 |
|--|----------|-------------|-------------|------------|---------|------------|------------|------------|------------|
| Subventii de la bugetul de stat (cod 42.02.01+42.02.05+42.02.10+42.02.12+42.02.13+ 42.02.14+ 42.02.15+ 42.02.16+ 42.02.18+42.02.20+42.02.29+42.02.33+42.02.40+ 42.02.51+42.02.52+42.02.55+ 42.02.62+42.02.65+ 42.02.67+ 42.02.69+42.02.77+42.02.79+42.02.84 +42.02.85+ 42.02.87 la 42.02.92) | 4202 | 139,551,890 | 148,381,890 | 42,250,914 | 284,791 | 41,966,124 | 38,831,869 | | 3,419,045 |
| Subventii de la bugetul de stat catre bugetele locale pentru finantarea investitiilor in sanatate (cod 42.02.16.01 la 42.02.16.03) | 420216 | 19,321,000 | 19,321,000 | | | | | | |
| Subventii de la bugetul de stat catre bugetele locale pentru finantarea aparaturii medicale si echipamentelor de comunicatii in urgenta in sanatate | 42021601 | 19,321,000 | 19,321,000 | | | | | | |
| Subventii primite de la bugetul de stat pentru finantarea investitiilor pentru institutii publice de asistenta sociala si unitati de asistenta medico-sociale | 420252 | | 5,995,000 | | | | | | |
| Finantarea Programului National de Dezvoltare Locala | 420265 | 66,276,000 | 69,111,000 | 35,558,748 | | 35,558,748 | 35,558,748 | | |
| Subventii de la bugetul de stat catre bugetele locale necesare sustinerii derularii proiectelor finantate din fonduri externe nerambursabile (FEN) postaderare, aferente perioadei de programare 2014 - 2020 | 420269 | 15,904,000 | 15,904,000 | 6,692,166 | 284,791 | 6,407,376 | 3,273,121 | | 3,419,045 |
| Alocari de sume din PNRR aferente asistentei financiare nerambursabile (cod 42.02.88.01 la 42.02.88.03) | 420288 | 38,050,890 | 38,050,890 | | | | | | |
| Fonduri europene nerambursabile | 42028801 | 31,975,180 | 31,975,180 | | | | | | |
| Sume aferente TVA | 42028803 | 6,075,710 | 6,075,710 | | | | | | |
| Sume primite de la UE/alti donatori in contul platilor efectuate si prefinantari aferente cadrului financiar 2014-2020 (cod 48.02.01 la 48.02.05+48.02.11 +48.02.12+48.02.15+48.02.19) | 4802 | 95,300,000 | 95,300,000 | 96,732,270 | 718,293 | 96,013,971 | 54,321,105 | 20,405,439 | 22,005,726 |
| Fondul European de Dezvoltare Regionala (FEDR) (cod 48.02.01.01 la 48.02.01.03) | 480201 | 80,297,000 | 80,297,000 | 90,081,343 | 708,863 | 89,372,475 | 47,670,178 | 20,405,439 | 22,005,726 |
| Sume primite în contul platilor efectuate în anul curent | 48020101 | 74,920,000 | 74,920,000 | 41,844,415 | | 41,844,415 | 9,137,221 | 10,702,277 | 22,004,917 |
| Sume primite în contul platilor efectuate în anii anteriori | 48020102 | 5,377,000 | 5,377,000 | 10,934,587 | 708,863 | 10,225,719 | 1,230,616 | 9,703,162 | 809 |
| Prefinantare | 48020103 | | | 37,302,341 | | 37,302,341 | | | |
| Fondul Social European (FSE) (cod 48.02.02.01 la 48.02.02.03) | 480202 | 13,060,000 | 13,060,000 | 6,650,927 | 9,431 | 6,641,496 | 6,650,927 | | |
| Sume primite în contul platilor efectuate în anul curent | 48020201 | 9,540,000 | 9,540,000 | 2,348,400 | | 2,348,400 | 2,348,400 | | |
| Sume primite în contul platilor efectuate în anii anteriori | 48020202 | 3,520,000 | 3,520,000 | 2,436,917 | 9,431 | 2,427,486 | 2,436,917 | | |
| Prefinantare | 48020203 | | | 1,865,610 | | 1,865,610 | 1,865,610 | | |

| A | B | 1 | 2 | 3=4+5 | 4 | 5 | 6 | 7 | 8=3-6-7 |
|--|----------|-----------|-----------|-------|---|---|---|---|---------|
| Alte programe comunitare finantate în perioada 2014-2020 (APC) (cod 48.02.15.01+48.02.15.02) | 480215 | 1,943,000 | 1,943,000 | | | | | | |
| Sume primite în contul platilor efectuate în anul curent | 48021501 | 1,943,000 | 1,943,000 | | | | | | |

Ordonator principal de credite

Directia Economica



Automa

CONTUL DE EXECUTIE A BUGETULUI LOCAL- CHELTUIELI

la data de 31.12.2023

Cod 21

-lei-

| Denumirea indicatorilor *) | Cod indicator | Credite de angajament | | Credite bugetare | | Angajamente bugetare | Angajamente legale | Plati efectuate | Angajamente legale de platit | Cheltuieli efective |
|---|---------------|-----------------------|------------|------------------|-------------|----------------------|--------------------|-----------------|------------------------------|---------------------|
| | | Initiale | Definitive | Initiale | Definitive | | | | | |
| A | B | 1 | 2 | 3 | 4 | 5 | 6 | 7 | 8=6-7 | 9 |
| TOTAL CHELTUIELI (cod 50.02+59.02+63.02+70.02+74.02+79.02) | 4902 | | | 545,205,000 | 602,166,060 | 300,752,029 | 300,752,029 | 300,752,029 | | 190,229,261 |
| Partea I-a SERVICII PUBLICE GENERALE (cod 51.02+54.02+55.02+56.02) | 5002 | | | 50,982,000 | 52,084,760 | 38,423,539 | 38,423,539 | 38,423,539 | | 43,554,789 |
| Autoritati publice si actiuni externe (cod 51.02.01) | 5102 | | | 35,141,000 | 30,902,760 | 24,245,854 | 24,245,854 | 24,245,854 | | 29,377,294 |
| Autoritati executive si legislative (cod 51.02.01.03) | 510201 | | | 35,141,000 | 30,902,760 | 24,245,854 | 24,245,854 | 24,245,854 | | 29,377,294 |
| Autoritati executive | 51020103 | | | 35,141,000 | 30,902,760 | 24,245,854 | 24,245,854 | 24,245,854 | | 29,377,294 |
| Alte servicii publice generale (cod 54.02.05 la 54.02.07+54.02.10+54.02.50) | 5402 | | | 13,591,000 | 18,741,000 | 12,598,659 | 12,598,659 | 12,598,659 | | 12,598,659 |
| Fond de rezerva bugetara la dispozitia autoritatilor locale | 540205 | | | 5,000,000 | 4,100,000 | | | | | |
| Servicii publice comunitare de evidenta a persoanelor | 540210 | | | 4,091,000 | 4,091,000 | 3,338,447 | 3,338,447 | 3,338,447 | | 3,338,447 |
| Alte servicii publice generale | 540250 | | | 4,500,000 | 10,550,000 | 9,260,212 | 9,260,212 | 9,260,212 | | 9,260,212 |
| Tranzactii privind datoria publica si imprumuturi | 5502 | | | 2,000,000 | 2,191,000 | 1,363,091 | 1,363,091 | 1,363,091 | | 1,362,901 |
| Transferuri cu caracter general intre diferite nivele ale administratiei (cod 56.02.06+56.02.07+56.02.09) | 5602 | | | 250,000 | 250,000 | 215,935 | 215,935 | 215,935 | | 215,935 |
| Transferuri din bugetele consiliilor judetene pentru finantarea centrelor pentru protectia copilului | 560206 | | | 250,000 | 250,000 | 215,935 | 215,935 | 215,935 | | 215,935 |
| Partea a II-a APARARE, ORDINE PUBLICA SI SIGURANTA NATIONALA (60.02+61.02) | 5902 | | | 1,616,000 | 1,701,000 | 372,967 | 372,967 | 372,967 | | 439,967 |
| Aparare (cod 60.02.02) | 6002 | | | 409,000 | 494,000 | 283,288 | 283,288 | 283,288 | | 311,292 |
| Aparare nationala | 600202 | | | 409,000 | 494,000 | 283,288 | 283,288 | 283,288 | | 311,292 |
| Ordine publica si siguranta nationala (cod 61.02.03 +61.02.05+ 61.02.50) | 6102 | | | 1,207,000 | 1,207,000 | 89,679 | 89,679 | 89,679 | | 128,675 |

| A | B | 1 | 2 | 3 | 4 | 5 | 6 | 7 | 8=6-7 | 9 |
|--|----------|---|---|-------------|-------------|-------------|-------------|-------------|-------|-------------|
| Protectie civila si protectia contra incendiilor (protectie civila nonmilitara) | 610205 | | | 1,153,000 | 1,153,000 | 76,177 | 76,177 | 76,177 | | 116,923 |
| Alte cheltuieli in domeniul ordinii publice si sigurantei nationale | 610250 | | | 54,000 | 54,000 | 13,502 | 13,502 | 13,502 | | 11,752 |
| Partea a III-a CHELTUIELI SOCIAL-CULTURALE(cod 65.02+66.02+67.02+68.02) | 6302 | | | 186,879,000 | 186,938,600 | 108,390,670 | 108,390,670 | 108,390,670 | | 108,159,792 |
| Invatamant (cod 65.02.03 la 65.02.05+65.02.07+65.02.11+65.02.12+65.02.50) | 6502 | | | 19,771,000 | 18,620,600 | 11,747,891 | 11,747,891 | 11,747,891 | | 10,853,020 |
| Invatamant prescolar si primar (cod 65.02.03.01+65.02.03.02) | 650203 | | | 5,068,000 | 4,065,000 | 4,064,717 | 4,064,717 | 4,064,717 | | 3,628,911 |
| Invatamant prescolar | 65020301 | | | 1,774,000 | 744,400 | 744,321 | 744,321 | 744,321 | | 666,498 |
| Invatamant primar | 65020302 | | | 3,294,000 | 3,320,600 | 3,320,396 | 3,320,396 | 3,320,396 | | 2,962,413 |
| Invatamant nedefinibil prin nivel (cod 65.02.07.04) | 650207 | | | 14,203,000 | 14,055,600 | 7,683,174 | 7,683,174 | 7,683,174 | | 7,224,109 |
| Invatamant special | 65020704 | | | 14,203,000 | 14,055,600 | 7,683,174 | 7,683,174 | 7,683,174 | | 7,224,109 |
| Alte cheltuieli in domeniul invatamantului | 650250 | | | 500,000 | 500,000 | | | | | |
| Sanatate (cod 66.02.06+66.02.08+66.02.50) | 6602 | | | 51,081,000 | 51,481,000 | 9,814,174 | 9,814,174 | 9,814,174 | | 9,814,174 |
| Servicii medicale in unitati sanitare cu paturi (cod 66.02.06.01+66.02.06.03) | 660206 | | | 51,081,000 | 51,481,000 | 9,814,174 | 9,814,174 | 9,814,174 | | 9,814,174 |
| Spitale generale | 66020601 | | | 51,081,000 | 51,481,000 | 9,814,174 | 9,814,174 | 9,814,174 | | 9,814,174 |
| Cultura, recreere si religie (cod 67.02.03+67.02.05+67.02.06+67.02.50) | 6702 | | | 25,568,000 | 26,498,000 | 20,222,310 | 20,222,310 | 20,222,310 | | 19,494,848 |
| Servicii culturale (cod 67.02.03.02 la 67.02.03.08+67.02.03.12+67.02.03.30) | 670203 | | | 14,568,000 | 14,803,000 | 9,740,440 | 9,740,440 | 9,740,440 | | 9,012,978 |
| Biblioteci publice comunale, oratenești, municipale | 67020302 | | | 4,085,000 | 4,320,000 | 2,019,008 | 2,019,008 | 2,019,008 | | 1,289,620 |
| Muzee | 67020303 | | | 1,992,000 | 1,992,000 | 1,583,577 | 1,583,577 | 1,583,577 | | 1,583,577 |
| Centre pentru conservarea si promovarea culturii traditionale | 67020308 | | | 7,111,000 | 7,111,000 | 5,648,290 | 5,648,290 | 5,648,290 | | 5,648,290 |
| Alte servicii culturale | 67020330 | | | 1,380,000 | 1,380,000 | 489,565 | 489,565 | 489,565 | | 491,491 |
| Servicii religioase | 670206 | | | 11,000,000 | 11,695,000 | 10,481,870 | 10,481,870 | 10,481,870 | | 10,481,870 |
| Asigurari si asistenta sociala (cod 68.02.04 la 68.02.06+68.02.10+68.02.11+68.02.12+68.02.15+68.02.50) | 6802 | | | 90,459,000 | 90,339,000 | 66,606,295 | 66,606,295 | 66,606,295 | | 67,997,750 |
| Asistenta acordata persoanelor in varsta | 680204 | | | 7,836,000 | 8,259,000 | 4,530,507 | 4,530,507 | 4,530,507 | | 4,895,970 |
| Asistenta sociala in caz de boli si invaliditati (cod 68.02.05.02) | 680205 | | | 26,063,000 | 20,179,000 | 10,984,483 | 10,984,483 | 10,984,483 | | 11,141,897 |
| Asistenta sociala in caz de invaliditate | 68020502 | | | 26,063,000 | 20,179,000 | 10,984,483 | 10,984,483 | 10,984,483 | | 11,141,897 |
| Asistenta sociala pentru familie si copii | 680206 | | | 56,315,000 | 61,406,000 | 50,631,324 | 50,631,324 | 50,631,324 | | 51,454,370 |
| Alte cheltuieli în domeniul asigurarilor si asistentei sociale (cod 68.02.50.50) | 680250 | | | 245,000 | 495,000 | 459,981 | 459,981 | 459,981 | | 505,513 |

| A | B | 1 | 2 | 3 | 4 | 5 | 6 | 7 | 8=6-7 | 9 |
|---|----------|---|---|-------------|-------------|-------------|-------------|-------------|-------|-------------|
| Alte cheltuieli în domeniul asistentei sociale | 68025050 | | | 245,000 | 495,000 | 459,981 | 459,981 | 459,981 | | 505,513 |
| Partea a IV-a SERVICII SI DEZVOLTARE PUBLICA, LOCUINTE, MEDIU SI APE (cod 70.02+74.02) | 6902 | | | 6,379,000 | 6,559,000 | 5,858,203 | 5,858,203 | 5,858,203 | | 5,858,203 |
| Locuinte, servicii si dezvoltare publica (cod 70.02.03+70.02.05 la 70.02.07+70.02.50) | 7002 | | | 6,379,000 | 6,559,000 | 5,858,203 | 5,858,203 | 5,858,203 | | 5,858,203 |
| Alte servicii in domeniul locuintelor, serviciilor si dezvoltarii comunale | 700250 | | | 6,379,000 | 6,559,000 | 5,858,203 | 5,858,203 | 5,858,203 | | 5,858,203 |
| Partea a V-a ACTIUNI ECONOMICE (80.02+81.02+83.02+84.02+87.02) | 7902 | | | 299,349,000 | 354,882,700 | 147,706,650 | 147,706,650 | 147,706,650 | | 32,216,510 |
| Actiuni generale economice, comerciale si de munca (cod 80.02.01+80.02.02) | 8002 | | | 198,975,000 | 232,419,700 | 71,482,115 | 71,482,115 | 71,482,115 | | 187,521 |
| Actiuni generale economice si comerciale (cod 80.02.01.06+80.02.01.09+80.02.01.10+80.02.01.30) | 800201 | | | 198,975,000 | 232,419,700 | 71,482,115 | 71,482,115 | 71,482,115 | | 187,521 |
| Programe de dezvoltare regionala si sociala | 80020110 | | | 57,600,000 | 57,600,000 | | | | | |
| Alte cheltuieli pentru actiuni generale economice si comerciale | 80020130 | | | 141,375,000 | 174,819,700 | 71,482,115 | 71,482,115 | 71,482,115 | | 187,521 |
| Transporturi (cod 84.02.03+84.02.04+84.02.06+84.02.50) | 8402 | | | 100,374,000 | 122,463,000 | 76,224,535 | 76,224,535 | 76,224,535 | | 32,028,989 |
| Transport rutier (cod 84.02.03.01 la 84.02.03.03) | 840203 | | | 100,374,000 | 122,463,000 | 76,224,535 | 76,224,535 | 76,224,535 | | 32,028,989 |
| Drumuri si poduri | 84020301 | | | 100,374,000 | 122,463,000 | 76,224,535 | 76,224,535 | 76,224,535 | | 32,028,989 |
| CHELTUIELILE SECTIUNII DE FUNCTIONARE (cod 50.02+59.02+63.02+70.02+74.02+79.02) | 4902 | | | 185,988,000 | 195,833,170 | 162,939,688 | 162,939,688 | 162,939,688 | | 156,931,082 |
| Partea I-a SERVICII PUBLICE GENERALE (cod 51.02+54.02+55.02+56.02) | 5002 | | | 47,922,000 | 49,113,000 | 38,295,162 | 38,295,162 | 38,295,162 | | 38,751,962 |
| Autoritati publice si actiuni externe (cod 51.02.01) | 5102 | | | 32,141,000 | 27,991,000 | 24,134,665 | 24,134,665 | 24,134,665 | | 24,591,655 |
| Autoritati executive si legislative (cod 51.02.01.03) | 510201 | | | 32,141,000 | 27,991,000 | 24,134,665 | 24,134,665 | 24,134,665 | | 24,591,655 |
| Autoritati executive | 51020103 | | | 32,141,000 | 27,991,000 | 24,134,665 | 24,134,665 | 24,134,665 | | 24,591,655 |
| Alte servicii publice generale (cod 54.02.05 la 54.02.07+54.02.10+54.02.50) | 5402 | | | 13,531,000 | 18,681,000 | 12,581,471 | 12,581,471 | 12,581,471 | | 12,581,471 |
| Fond de rezerva bugetara la dispozitia autoritatilor locale | 540205 | | | 5,000,000 | 4,100,000 | | | | | |
| Servicii publice comunitare de evidenta a persoanelor | 540210 | | | 4,031,000 | 4,031,000 | 3,321,259 | 3,321,259 | 3,321,259 | | 3,321,259 |
| Alte servicii publice generale | 540250 | | | 4,500,000 | 10,550,000 | 9,260,212 | 9,260,212 | 9,260,212 | | 9,260,212 |
| Tranzactii privind datoria publica si imprumuturi | 5502 | | | 2,000,000 | 2,191,000 | 1,363,091 | 1,363,091 | 1,363,091 | | 1,362,907 |
| Transferuri cu caracter general intre diferite nivele ale administratiei (cod 56.02.06+56.02.07+56.02.09) | 5602 | | | 250,000 | 250,000 | 215,935 | 215,935 | 215,935 | | 215,935 |
| Transferuri din bugetele consiliilor judetene pentru finantarea centrelor pentru protectia copilului | 560206 | | | 250,000 | 250,000 | 215,935 | 215,935 | 215,935 | | 215,935 |

| A | B | 1 | 2 | 3 | 4 | 5 | 6 | 7 | 8=6-7 | 9 |
|---|----------|---|---|-------------|-------------|------------|------------|------------|-------|------------|
| Partea a II-a APARARE, ORDINE PUBLICA SI SIGURANTA NATIONALA (60.02+61.02) | 5902 | | | 1,224,000 | 1,224,000 | 372,967 | 372,967 | 372,967 | | 376,677 |
| Aparare (cod 60.02.02) | 6002 | | | 400,000 | 400,000 | 283,288 | 283,288 | 283,288 | | 284,959 |
| Aparare nationala | 600202 | | | 400,000 | 400,000 | 283,288 | 283,288 | 283,288 | | 284,959 |
| Ordine publica si siguranta nationala (cod 61.02.03+61.02.05+61.02.50) | 6102 | | | 824,000 | 824,000 | 89,679 | 89,679 | 89,679 | | 91,718 |
| Protectie civila si protectia contra incendiilor (protectie civila nonmilitara) | 610205 | | | 773,000 | 773,000 | 76,177 | 76,177 | 76,177 | | 79,966 |
| Alte cheltuieli in domeniul ordinii publice si sigurantei nationale | 610250 | | | 51,000 | 51,000 | 13,502 | 13,502 | 13,502 | | 11,752 |
| Partea a III-a CHELTUIELI SOCIAL-CULTURALE(cod 65.02+66.02+67.02+68.02) | 6302 | | | 109,264,000 | 114,287,600 | 94,865,356 | 94,865,356 | 94,865,356 | | 95,749,198 |
| Invatamant (cod 65.02.03 la 65.02.05+65.02.07+65.02.11+65.02.12+65.02.50) | 6502 | | | 10,072,000 | 8,921,600 | 6,937,059 | 6,937,059 | 6,937,059 | | 6,439,524 |
| Invatamant prescolar si primar (cod 65.02.03.01+65.02.03.02) | 650203 | | | 5,068,000 | 4,065,000 | 4,064,717 | 4,064,717 | 4,064,717 | | 3,628,911 |
| Invatamant prescolar | 65020301 | | | 1,774,000 | 744,400 | 744,321 | 744,321 | 744,321 | | 666,498 |
| Invatamant primar | 65020302 | | | 3,294,000 | 3,320,600 | 3,320,396 | 3,320,396 | 3,320,396 | | 2,962,413 |
| Invatamant nedefinitibil prin nivel (cod 65.02.07.04) | 650207 | | | 4,504,000 | 4,356,600 | 2,872,342 | 2,872,342 | 2,872,342 | | 2,810,613 |
| Invatamant special | 65020704 | | | 4,504,000 | 4,356,600 | 2,872,342 | 2,872,342 | 2,872,342 | | 2,810,613 |
| Alte cheltuieli in domeniul invatamantului | 650250 | | | 500,000 | 500,000 | | | | | |
| Sanatate (cod 66.02.06+66.02.08+66.02.50) | 6602 | | | 6,366,000 | 6,766,000 | 4,764,123 | 4,764,123 | 4,764,123 | | 4,764,123 |
| Servicii medicale in unitati sanitare cu paturi (cod 66.02.06.01+66.02.06.03) | 660206 | | | 6,366,000 | 6,766,000 | 4,764,123 | 4,764,123 | 4,764,123 | | 4,764,123 |
| Spitale generale | 66020601 | | | 6,366,000 | 6,766,000 | 4,764,123 | 4,764,123 | 4,764,123 | | 4,764,123 |
| Cultura, recreere si religie (cod 67.02.03+67.02.05+67.02.06+67.02.50) | 6702 | | | 22,127,000 | 22,822,000 | 19,320,530 | 19,320,530 | 19,320,530 | | 19,248,794 |
| Servicii culturale (cod 67.02.03.02 la 67.02.03.08+67.02.03.12+67.02.03.30) | 670203 | | | 11,127,000 | 11,127,000 | 8,838,660 | 8,838,660 | 8,838,660 | | 8,766,924 |
| Biblioteci publice comunale, orasenesti, municipale | 67020302 | | | 1,820,000 | 1,820,000 | 1,321,552 | 1,321,552 | 1,321,552 | | 1,247,890 |
| Muzee | 67020303 | | | 1,836,000 | 1,836,000 | 1,535,957 | 1,535,957 | 1,535,957 | | 1,535,957 |
| Centre pentru conservarea si promovarea culturii traditionale | 67020308 | | | 6,591,000 | 6,591,000 | 5,638,256 | 5,638,256 | 5,638,256 | | 5,638,256 |
| Alte servicii culturale | 67020330 | | | 880,000 | 880,000 | 342,895 | 342,895 | 342,895 | | 344,821 |
| Servicii religioase | 670206 | | | 11,000,000 | 11,695,000 | 10,481,870 | 10,481,870 | 10,481,870 | | 10,481,870 |
| Asigurari si asistenta sociala (cod 68.02.04 la 68.02.06 +68.02.10+68.02.11+68.02.12+68.02.15+68.02.50) | 6802 | | | 70,699,000 | 75,778,000 | 63,843,644 | 63,843,644 | 63,843,644 | | 65,296,757 |

| A | B | 1 | 2 | 3 | 4 | 5 | 6 | 7 | 8=6-7 | 9 |
|--|----------|---|---|-------------|-------------|-------------|-------------|-------------|-------|------------|
| Asistenta acordata persoanelor in varsta | 680204 | | | 6,884,000 | 7,307,000 | 4,530,507 | 4,530,507 | 4,530,507 | | 4,719,345 |
| Asistenta sociala in caz de boli si invaliditati (cod 68.02.05.02) | 680205 | | | 13,173,000 | 12,488,000 | 10,886,953 | 10,886,953 | 10,886,953 | | 11,060,115 |
| Asistenta sociala in caz de invaliditate | 68020502 | | | 13,173,000 | 12,488,000 | 10,886,953 | 10,886,953 | 10,886,953 | | 11,060,115 |
| Asistenta sociala pentru familie si copii | 680206 | | | 50,397,000 | 55,488,000 | 47,966,203 | 47,966,203 | 47,966,203 | | 49,011,784 |
| Alte cheltuieli în domeniul asigurarilor si asistentei sociale (cod 68.02.50.50) | 680250 | | | 245,000 | 495,000 | 459,981 | 459,981 | 459,981 | | 505,513 |
| Alte cheltuieli în domeniul asistentei sociale | 68025050 | | | 245,000 | 495,000 | 459,981 | 459,981 | 459,981 | | 505,513 |
| Partea a IV-a SERVICII SI DEZVOLTARE PUBLICA, LOCUINTE, MEDIU SI APE (cod 70.02+74.02) | 6902 | | | 6,379,000 | 6,559,000 | 5,858,203 | 5,858,203 | 5,858,203 | | 5,858,203 |
| Locuinte, servicii si dezvoltare publica (cod 70.02.03+70.02.05 la 70.02.07+70.02.50) | 7002 | | | 6,379,000 | 6,559,000 | 5,858,203 | 5,858,203 | 5,858,203 | | 5,858,203 |
| Alte servicii in domeniul locuintelor, serviciilor si dezvoltarii comunale | 700250 | | | 6,379,000 | 6,559,000 | 5,858,203 | 5,858,203 | 5,858,203 | | 5,858,203 |
| Partea a V-a ACTIUNI ECONOMICE (80.02+81.02+83.02+84.02+87.02) | 7902 | | | 21,199,000 | 24,649,570 | 23,548,000 | 23,548,000 | 23,548,000 | | 16,195,042 |
| Actiuni generale economice, comerciale si de munca (cod 80.02.01) | 8002 | | | 8,801,000 | 5,251,570 | 5,135,817 | 5,135,817 | 5,135,817 | | 55,602 |
| Actiuni generale economice si comerciale (cod 80.02.01.06+80.02.01.09+ 80.02.01.10+ 80.02.01.30) | 800201 | | | 8,801,000 | 5,251,570 | 5,135,817 | 5,135,817 | 5,135,817 | | 55,602 |
| Alte cheltuieli pentru actiuni generale economice si comerciale | 80020130 | | | 8,801,000 | 5,251,570 | 5,135,817 | 5,135,817 | 5,135,817 | | 55,602 |
| Transporturi (cod 84.02.03+84.02.04+84.02.06+84.02.50) | 8402 | | | 12,398,000 | 19,398,000 | 18,412,183 | 18,412,183 | 18,412,183 | | 16,139,440 |
| Transport rutier (cod 84.02.03.01 la cod 84.02.03.03) | 840203 | | | 12,398,000 | 19,398,000 | 18,412,183 | 18,412,183 | 18,412,183 | | 16,139,440 |
| Drumuri si poduri | 84020301 | | | 12,398,000 | 19,398,000 | 18,412,183 | 18,412,183 | 18,412,183 | | 16,139,440 |
| CHELTUIELILE SECTIUNII DE DEZVOLTARE (cod 50.02+59.02+63.02+70.02+74.02+79.02) | 4902 | | | 359,217,000 | 406,332,890 | 137,812,341 | 137,812,341 | 137,812,341 | | 33,298,179 |
| Partea I-a SERVICII PUBLICE GENERALE (cod 51.02+54.02) | 5002 | | | 3,060,000 | 2,971,760 | 128,377 | 128,377 | 128,377 | | 4,802,827 |
| Autoritati publice si actiuni externe (cod 51.02.01) | 5102 | | | 3,000,000 | 2,911,760 | 111,189 | 111,189 | 111,189 | | 4,785,639 |
| Autoritati executive si legislative (cod 51.02.01.03) | 510201 | | | 3,000,000 | 2,911,760 | 111,189 | 111,189 | 111,189 | | 4,785,639 |
| Autoritati executive | 51020103 | | | 3,000,000 | 2,911,760 | 111,189 | 111,189 | 111,189 | | 4,785,639 |
| Alte servicii publice generale (cod 54.02.05 la 54.02.07+54.02.10+54.02.50) | 5402 | | | 60,000 | 60,000 | 17,188 | 17,188 | 17,188 | | 17,188 |
| Servicii publice comunitare de evidenta a persoanelor | 540210 | | | 60,000 | 60,000 | 17,188 | 17,188 | 17,188 | | 17,188 |
| Partea a II-a APARARE, ORDINE PUBLICA SI SIGURANTA NATIONALA (60.02+61.02) | 5902 | | | 392,000 | 477,000 | | | | | 63,290 |

| A | B | 1 | 2 | 3 | 4 | 5 | 6 | 7 | 8=6-7 | 9 |
|--|----------|---|---|-------------|-------------|-------------|-------------|-------------|-------|------------|
| Aparare (cod 60.02.02) | 6002 | | | 9,000 | 94,000 | | | | | 26,333 |
| Aparare nationala | 600202 | | | 9,000 | 94,000 | | | | | 26,333 |
| Ordine publica si siguranta nationala (cod 61.02.03+61.02.05+61.02.50) | 6102 | | | 383,000 | 383,000 | | | | | 36,957 |
| Protectie civila si protectia contra incendiilor (protectie civila nonmilitara) | 610205 | | | 380,000 | 380,000 | | | | | 36,957 |
| Alte cheltuieli in domeniul ordinii publice si sigurantei nationale | 610250 | | | 3,000 | 3,000 | | | | | |
| Partea a III-a CHELTUIELI SOCIAL-CULTURALE (cod 65.02+66.02+67.02+68.02) | 6302 | | | 77,615,000 | 72,651,000 | 13,525,314 | 13,525,314 | 13,525,314 | | 12,410,594 |
| Invatamant (cod 65.02.03 la 65.02.05+65.02.07+65.02.11+65.02.50) | 6502 | | | 9,699,000 | 9,699,000 | 4,810,832 | 4,810,832 | 4,810,832 | | 4,413,496 |
| Invatamant nedefinit prin nivel (cod 65.02.07.04) | 650207 | | | 9,699,000 | 9,699,000 | 4,810,832 | 4,810,832 | 4,810,832 | | 4,413,496 |
| Invatamant special | 65020704 | | | 9,699,000 | 9,699,000 | 4,810,832 | 4,810,832 | 4,810,832 | | 4,413,496 |
| Sanatate (cod 66.02.06+66.02.08+66.02.50) | 6602 | | | 44,715,000 | 44,715,000 | 5,050,051 | 5,050,051 | 5,050,051 | | 5,050,051 |
| Servicii medicale in unitati sanitare cu paturi (cod 66.02.06.01+66.02.06.03) | 660206 | | | 44,715,000 | 44,715,000 | 5,050,051 | 5,050,051 | 5,050,051 | | 5,050,051 |
| Spitale generale | 66020601 | | | 44,715,000 | 44,715,000 | 5,050,051 | 5,050,051 | 5,050,051 | | 5,050,051 |
| Cultura, recreere si religie (cod 67.02.03+67.02.05+67.02.06+67.02.50) | 6702 | | | 3,441,000 | 3,676,000 | 901,780 | 901,780 | 901,780 | | 246,054 |
| Servicii culturale (cod 67.02.03.02 la 67.02.03.08+67.02.03.12+67.02.03.30) | 670203 | | | 3,441,000 | 3,676,000 | 901,780 | 901,780 | 901,780 | | 246,054 |
| Biblioteci publice comunale, orasenesti, municipale | 67020302 | | | 2,265,000 | 2,500,000 | 697,456 | 697,456 | 697,456 | | 41,730 |
| Muzee | 67020303 | | | 156,000 | 156,000 | 47,620 | 47,620 | 47,620 | | 47,620 |
| Centre pentru conservarea si promovarea culturii traditionale | 67020308 | | | 520,000 | 520,000 | 10,034 | 10,034 | 10,034 | | 10,034 |
| Alte servicii culturale | 67020330 | | | 500,000 | 500,000 | 146,670 | 146,670 | 146,670 | | 146,670 |
| Asigurari si asistenta sociala (cod 68.02.04 la 68.02.06+68.02.10+68.02.11+68.02.12+68.02.15+68.02.50) | 6802 | | | 19,760,000 | 14,561,000 | 2,762,651 | 2,762,651 | 2,762,651 | | 2,700,993 |
| Asistenta acordata persoanelor in varsta | 680204 | | | 952,000 | 952,000 | | | | | 176,625 |
| Asistenta sociala in caz de boli si invaliditati (cod 68.02.05.02) | 680205 | | | 12,890,000 | 7,691,000 | 97,530 | 97,530 | 97,530 | | 81,782 |
| Asistenta sociala in caz de invaliditate | 68020502 | | | 12,890,000 | 7,691,000 | 97,530 | 97,530 | 97,530 | | 81,782 |
| Asistenta sociala pentru familie si copii | 680206 | | | 5,918,000 | 5,918,000 | 2,665,121 | 2,665,121 | 2,665,121 | | 2,442,586 |
| Partea aV-a ACTIUNI ECONOMICE (80.02+81.02+83.02+84.02+87.02) | 7902 | | | 278,150,000 | 330,233,130 | 124,158,650 | 124,158,650 | 124,158,650 | | 16,021,468 |
| Actiuni generale economice, comerciale si de munca (cod | 8002 | | | 190,174,000 | 227,168,130 | 66,346,298 | 66,346,298 | 66,346,298 | | 131,919 |

| A | B | 1 | 2 | 3 | 4 | 5 | 6 | 7 | 8=6-7 | 9 |
|---|----------|---|---|-------------|-------------|------------|------------|------------|-------|------------|
| 80.02.01+80.02.02) | | | | | | | | | | |
| Actiuni generale economice si comerciale (cod 80.02.01.06+ 80.02.01.09+ 80.02.01.10+ 80.02.01.30) | 800201 | | | 190,174,000 | 227,168,130 | 66,346,298 | 66,346,298 | 66,346,298 | | 131,919 |
| Programe de dezvoltare regionala si sociala | 80020110 | | | 57,600,000 | 57,600,000 | | | | | |
| Alte cheltuieli pentru actiuni generale economice si comerciale | 80020130 | | | 132,574,000 | 169,568,130 | 66,346,298 | 66,346,298 | 66,346,298 | | 131,919 |
| Transporturi (cod 84.02.03+84.02.06+84.02.50) | 8402 | | | 87,976,000 | 103,065,000 | 57,812,352 | 57,812,352 | 57,812,352 | | 15,889,549 |
| Transport rutier (cod 84.02.03.01 la 84.02.03.03) | 840203 | | | 87,976,000 | 103,065,000 | 57,812,352 | 57,812,352 | 57,812,352 | | 15,889,549 |
| Drumuri si poduri | 84020301 | | | 87,976,000 | 103,065,000 | 57,812,352 | 57,812,352 | 57,812,352 | | 15,889,549 |

Nota: Se detaliaza pe structura clasificatiei economice (Anexa 7)

Ordonator principal de credite



Directia Economica

CONTUL DE EXECUTIE AL INSTITUTIILOR PUBLICE - CHELTUIELI

la data de 31.12.2023

Cod 21 Capitol 5002

Subcapitol

-lei-

| DENUMIREA INDICATORILOR*) | Cod indicator | Credite de angajament | | Credite bugetare | | Angajamente bugetare | Angajamente legale | Plati efectuate | Angajamente legale de platit | Cheltuieli efective |
|--|---------------|-----------------------|------------|------------------|-------------|----------------------|--------------------|-----------------|------------------------------|---------------------|
| | | Initiale | Definitive | Initiale | Definitive | | | | | |
| A | B | 1 | 2 | 3 | 4 | 5 | 6 | 7 | 8=6-7 | 9 |
| TOTAL CHELTUIELI(SECTIUNEA DE FUNCTIONARE+SECTIUNEA DE DEZVOLTARE) | | | | 545,205,000 | 602,166,060 | 300,752,029 | 300,752,029 | 300,752,029 | | 190,229,261 |
| SECTIUNEA DE FUNCTIONARE (cod 01+79+85) | | | | 185,988,000 | 195,833,170 | 162,939,688 | 162,939,688 | 162,939,688 | | 156,931,082 |
| CHELTUIELI CURENTE (10+20+30+40+50+51SF+55SF+57+59) | 01 | | | 183,592,000 | 193,437,170 | 161,206,098 | 161,206,098 | 161,206,098 | | 156,931,082 |
| TITLUL I CHELTUIELI DE PERSONAL (cod 10.01 la10.03) | 10 | | | 82,342,000 | 83,226,000 | 76,714,672 | 76,714,672 | 76,714,672 | | 76,925,563 |
| Cheltuieli salariale in bani (cod 10.01.01+10.01.03 la 10.01.17+10.01.29 +10.01.30) | 1001 | | | 79,309,000 | 80,245,000 | 73,929,879 | 73,929,879 | 73,929,879 | | 74,119,225 |
| Salarii de baza | 100101 | | | 66,017,000 | 66,106,000 | 60,572,975 | 60,572,975 | 60,572,975 | | 60,674,176 |
| Sporuri pentru conditii de munca | 100105 | | | 7,913,000 | 7,547,000 | 7,439,514 | 7,439,514 | 7,439,514 | | 7,461,770 |
| Indemnizatii platite unor persoane din afara unitatii | 100112 | | | 1,600,000 | 1,849,000 | 1,616,555 | 1,616,555 | 1,616,555 | | 1,668,785 |
| Drepturi de delegare | 100113 | | | 22,000 | 24,000 | 2,277 | 2,277 | 2,277 | | 2,277 |
| Alocatii pentru transportul la si de la locul de munca | 100115 | | | 180,000 | 180,000 | 159,806 | 159,806 | 159,806 | | 159,806 |
| Indemnizatii de hrana | 100117 | | | 3,087,000 | 3,038,000 | 2,746,813 | 2,746,813 | 2,746,813 | | 2,750,655 |
| Stimulentul de risc | 100129 | | | | 965,000 | 962,500 | 962,500 | 962,500 | | 962,500 |
| Alte drepturi salariale in bani | 100130 | | | 490,000 | 536,000 | 429,439 | 429,439 | 429,439 | | 439,256 |
| Cheltuieli salariale in natura (cod 10.02.01 la 10.02.06+10.02.30) | 1002 | | | 1,242,000 | 1,199,000 | 1,143,480 | 1,143,480 | 1,143,480 | | 1,143,480 |
| Vouchere de vacanta | 100206 | | | 1,242,000 | 1,199,000 | 1,143,480 | 1,143,480 | 1,143,480 | | 1,143,480 |
| Contributii (cod 10.03.01 la 10.03.08) | 1003 | | | 1,791,000 | 1,782,000 | 1,641,313 | 1,641,313 | 1,641,313 | | 1,662,858 |
| Contributii de asigurari sociale de stat | 100301 | | | 9,000 | 15,000 | 14,715 | 14,715 | 14,715 | | 14,715 |
| Contributii de asigurari de somaj | 100302 | | | 1,000 | 1,000 | 466 | 466 | 466 | | 466 |

| A | B | 1 | 2 | 3 | 4 | 5 | 6 | 7 | 8=6-7 | 9 |
|---|--------|---|---|------------|------------|------------|------------|------------|-------|------------|
| Contributii de asigurari sociale de sanatate | 100303 | | | 3,000 | 5,000 | 4,843 | 4,843 | 4,843 | | 4,843 |
| Contributii de asigurari pentru accidente de munca si boli profesionale | 100304 | | | 1,000 | 1,000 | 140 | 140 | 140 | | 140 |
| Contributii pentru concedii si indemnizatii | 100306 | | | 1,000 | 1,000 | 792 | 792 | 792 | | 792 |
| Contributia asiguratorie pentru munca | 100307 | | | 1,774,000 | 1,756,000 | 1,618,174 | 1,618,174 | 1,618,174 | | 1,639,436 |
| Contributii platite de angajator in numele angajatului | 100308 | | | 2,000 | 3,000 | 2,183 | 2,183 | 2,183 | | 2,466 |
| TITLUL II BUNURI SI SERVICII (cod 20.01 la 20.06+20.09 la 20.16+20.18 la 20.25+20.27+20.30) | 20 | | | 45,288,000 | 47,857,570 | 35,547,073 | 35,547,073 | 35,547,073 | | 31,246,023 |
| Bunuri si servicii (cod 20.01.01 la 20.01.09+20.01.30) | 2001 | | | 10,908,000 | 11,287,000 | 6,757,366 | 6,757,366 | 6,757,366 | | 6,878,463 |
| Furnituri de birou | 200101 | | | 438,000 | 485,000 | 271,429 | 271,429 | 271,429 | | 287,941 |
| Materiale pentru curatenie | 200102 | | | 313,000 | 608,000 | 214,667 | 214,667 | 214,667 | | 271,736 |
| Incalzit, iluminat si forta motrica | 200103 | | | 2,400,000 | 2,415,000 | 1,682,106 | 1,682,106 | 1,682,106 | | 1,643,011 |
| Apa, canal si salubritate | 200104 | | | 643,000 | 594,000 | 438,974 | 438,974 | 438,974 | | 437,812 |
| Carburanti si lubrifianti | 200105 | | | 1,117,000 | 1,214,000 | 756,666 | 756,666 | 756,666 | | 738,584 |
| Piese de schimb | 200106 | | | 210,000 | 272,000 | 11,855 | 11,855 | 11,855 | | 26,453 |
| Transport | 200107 | | | 505,000 | 505,000 | 2,486 | 2,486 | 2,486 | | 2,486 |
| Posta, telecomunicatii, radio, tv, internet | 200108 | | | 501,000 | 460,000 | 346,772 | 346,772 | 346,772 | | 351,000 |
| Materiale si prestari de servicii cu caracter functional | 200109 | | | 1,370,000 | 1,971,000 | 1,224,959 | 1,224,959 | 1,224,959 | | 1,282,383 |
| Alte bunuri si servicii pentru intretinere si functionare | 200130 | | | 3,411,000 | 2,763,000 | 1,807,452 | 1,807,452 | 1,807,452 | | 1,837,057 |
| Reparatii curente | 2002 | | | 12,480,000 | 18,845,000 | 16,436,328 | 16,436,328 | 16,436,328 | | 16,416,038 |
| Hrana (cod 20.03.01+20.03.02) | 2003 | | | 4,690,000 | 4,790,000 | 2,614,141 | 2,614,141 | 2,614,141 | | 2,937,541 |
| Hrana pentru oameni | 200301 | | | 4,690,000 | 4,790,000 | 2,614,141 | 2,614,141 | 2,614,141 | | 2,937,341 |
| Hrana pentru animale | 200302 | | | | | | | | | 200 |
| Medicamente si materiale sanitare (cod 20.04.01 la 20.04.04) | 2004 | | | 652,000 | 638,000 | 228,575 | 228,575 | 228,575 | | 359,938 |
| Medicamente | 200401 | | | 285,000 | 295,000 | 187,072 | 187,072 | 187,072 | | 197,724 |
| Materiale sanitare | 200402 | | | 235,000 | 215,000 | 35,193 | 35,193 | 35,193 | | 54,384 |
| Dezinfectanti | 200404 | | | 132,000 | 128,000 | 6,310 | 6,310 | 6,310 | | 107,830 |
| Bunuri de natura obiectelor de inventar (cod 20.05.01+20.05.03+20.05.30) | 2005 | | | 1,795,000 | 1,604,000 | 434,796 | 434,796 | 434,796 | | 730,953 |
| Uniforme si echipament | 200501 | | | 487,000 | 467,000 | 94,227 | 94,227 | 94,227 | | 199,648 |
| Lenjerie si accesorii de pat | 200503 | | | 264,000 | 349,000 | 48,006 | 48,006 | 48,006 | | 75,460 |
| Alte obiecte de inventar | 200530 | | | 1,044,000 | 788,000 | 292,563 | 292,563 | 292,563 | | 455,845 |
| Deplasari, detasari, transferari (cod 20.06.01+20.06.02) | 2006 | | | 83,000 | 79,000 | 26,961 | 26,961 | 26,961 | | 26,961 |

| A | B | 1 | 2 | 3 | 4 | 5 | 6 | 7 | 8=6-7 | 9 |
|---|----------|----------|----------|------------|------------|------------|------------|------------|--------------|------------|
| Deplasari interne, detasari, transferari | 200601 | | | 78,000 | 77,000 | 26,123 | 26,123 | 26,123 | | 26,123 |
| Deplasari in strainatate | 200602 | | | 5,000 | 2,000 | 838 | 838 | 838 | | 838 |
| Carti, publicatii si materiale documentare | 2011 | | | 117,000 | 117,000 | 80,251 | 80,251 | 80,251 | | 860 |
| Consultanta si expertiza | 2012 | | | 50,000 | 50,000 | | | | | |
| Pregatire profesionala | 2013 | | | 159,000 | 132,000 | 63,614 | 63,614 | 63,614 | | 63,614 |
| Protectia muncii | 2014 | | | 209,000 | 240,000 | 113,253 | 113,253 | 113,253 | | 100,143 |
| Cheltuieli judiciare si extrajudiciare derivate din actiuni in reprezentarea intereselor statului, potrivit dispozitiilor legale | 2025 | | | 36,000 | 63,000 | 43,324 | 43,324 | 43,324 | | 26,724 |
| Alte cheltuieli (cod 20.30.01 la 20.30.04+20.30.06+20.30.07+20.30.09+20.30.30) | 2030 | | | 14,109,000 | 10,012,570 | 8,748,464 | 8,748,464 | 8,748,464 | | 3,704,788 |
| Reclama si publicitate | 203001 | | | 36,000 | 39,000 | 30,939 | 30,939 | 30,939 | | 30,939 |
| Protocol si reprezentare | 203002 | | | 105,000 | 35,000 | 15,232 | 15,232 | 15,232 | | |
| Prime de asigurare non-viata | 203003 | | | 129,000 | 129,000 | 48,748 | 48,748 | 48,748 | | 48,748 |
| Fondul Presedintelui/Fondul conducatorului institutiei publice | 203007 | | | 20,000 | 20,000 | | | | | |
| Executarea silita a creantelor bugetare | 203009 | | | 6,000,000 | 5,038,000 | 5,037,470 | 5,037,470 | 5,037,470 | | |
| Alte cheltuieli cu bunuri si servicii | 203030 | | | 7,819,000 | 4,751,570 | 3,616,075 | 3,616,075 | 3,616,075 | | 3,625,101 |
| TITLUL III DOBANZI (cod 30.01 la 30.03) | 30 | | | 2,000,000 | 2,191,000 | 1,363,091 | 1,363,091 | 1,363,091 | | 1,362,901 |
| Dobanzi aferente datoriei publice interne (cod 30.01.01+30.01.02) | 3001 | | | 2,000,000 | 2,191,000 | 1,363,091 | 1,363,091 | 1,363,091 | | 1,362,901 |
| Dobanzi aferente creditelor interne garantate | 300102 | | | 2,000,000 | 2,191,000 | 1,363,091 | 1,363,091 | 1,363,091 | | 1,362,901 |
| TITLUL V FONDURI DE REZERVA (cod 50.04) | 50 | | | 5,000,000 | 4,100,000 | | | | | |
| Fond de rezerva bugetara la dispozitia autoritatilor locale | 5004 | | | 5,000,000 | 4,100,000 | | | | | |
| TITLUL VI TRANSFERURI INTRE UNITATI ALE ADMINISTRATIEI PUBLICE (cod 51.01) (cod 51.01) | 51 | | | 28,203,000 | 33,960,000 | 27,971,856 | 27,971,856 | 27,971,856 | | 27,971,856 |
| Transferuri curente (cod 51.01.01+51.01.03+51.01.05+51.01.14+51.01.15+51.01.24+51.01.26+51.01.31+51.01.39+51.01.46+51.01.49+51.01.60+51.01.61+51.01.64) | 5101 | | | 28,203,000 | 33,960,000 | 27,971,856 | 27,971,856 | 27,971,856 | | 27,971,856 |
| Transferuri catre institutii publice | 510101 | | | 18,837,000 | 19,017,000 | 16,353,675 | 16,353,675 | 16,353,675 | | 16,353,675 |
| Transferuri din bugetele consiliilor judetene pentru finantarea centrelor de zi pentru protectia copilului | 510114 | | | 250,000 | 250,000 | 215,935 | 215,935 | 215,935 | | 215,935 |
| Transferuri din bugetele locale pentru institutiile de asistenta sociala pentru persoanele cu handicap | 510115 | | | 1,250,000 | | | | | | |
| Transferuri din bugetele consiliilor locale si judetene pentru acordarea unor ajutoare | 510124 | | | | 6,427,000 | 6,427,000 | 6,427,000 | 6,427,000 | | 6,427,000 |

| A | B | 1 | 2 | 3 | 4 | 5 | 6 | 7 | 8=6-7 | 9 |
|--|--------|---|---|-------------|-------------|-------------|-------------|-------------|-------|------------|
| Transferuri din bugetele locale pentru finantarea unitatilor de asistenta sociala si medico-sociale | 510139 | | | 1,500,000 | | | | | | |
| Transferuri din bugetele locale pentru finantarea cheltuielilor curente din domeniul sanatatii | 510146 | | | 6,366,000 | 6,766,000 | 4,764,123 | 4,764,123 | 4,764,123 | | 4,764,123 |
| Transferuri acordate în baza contractelor de parteneriat sau asociere | 510170 | | | | 1,500,000 | 211,123 | 211,123 | 211,123 | | 211,123 |
| TITLUL IX ASISTENTA SOCIALA (cod 57.02) | 57 | | | 8,139,000 | 8,935,000 | 8,118,152 | 8,118,152 | 8,118,152 | | 7,928,103 |
| Ajutoare sociale (cod 57.02.01 la 57.02.05) | 5702 | | | 8,139,000 | 8,935,000 | 8,118,152 | 8,118,152 | 8,118,152 | | 7,928,103 |
| Ajutoare sociale in numerar | 570201 | | | 3,071,000 | 3,113,000 | 2,467,462 | 2,467,462 | 2,467,462 | | 2,471,193 |
| Ajutoare sociale in natura | 570202 | | | 5,068,000 | 5,822,000 | 5,650,690 | 5,650,690 | 5,650,690 | | 5,456,910 |
| TITLUL XI ALTE CHELTUIELI (cod 59.01+59.02+59.08+59.11+59.12+59.15+ 59.17+59.20+59.22+59.25+59.30+ 59.35+ 59.40+59.41) | 59 | | | 12,620,000 | 13,167,600 | 11,491,254 | 11,491,254 | 11,491,254 | | 11,496,636 |
| Burse | 5901 | | | 660,000 | 512,600 | 450,600 | 450,600 | 450,600 | | 450,600 |
| Contributii la salarizarea personalului neclerical | 5915 | | | 11,000,000 | 11,695,000 | 10,481,870 | 10,481,870 | 10,481,870 | | 10,481,870 |
| Despagubiri civile | 5917 | | | 170,000 | 170,000 | 10,777 | 10,777 | 10,777 | | 10,777 |
| Sume aferente persoanelor cu handicap neîncadrate | 5940 | | | 790,000 | 790,000 | 548,007 | 548,007 | 548,007 | | 553,389 |
| OPERATIUNI FINANCIARE (cod 80+81) | 79 | | | 2,396,000 | 2,396,000 | 2,395,151 | 2,395,151 | 2,395,151 | | |
| TITLUL XIX RAMBURSARI DE CREDITE (cod 81.01+81.02+81.05) | 81 | | | 2,396,000 | 2,396,000 | 2,395,151 | 2,395,151 | 2,395,151 | | |
| Rambursari de credite interne (cod 81.02.01+81.02.02+81.02.05) | 8102 | | | 2,396,000 | 2,396,000 | 2,395,151 | 2,395,151 | 2,395,151 | | |
| Rambursari de credite aferente datoriei publice interne locale | 810205 | | | 2,396,000 | 2,396,000 | 2,395,151 | 2,395,151 | 2,395,151 | | |
| TITLUL XXI PLATI EFECTUATE IN ANII PRECEDENTI SI RECUPERATE IN ANUL CURENT(85.01) | 85F | | | | | -661,561 | -661,561 | -661,561 | | |
| Plati efectuate in anii precedenti si recuperate in anul curent (cod 85.01.01) | 8501F | | | | | -661,561 | -661,561 | -661,561 | | |
| Plati efectuate in anii precedenti si recuperate in anul curent în sectiunea de functionare a bugetului local | 850101 | | | | | -661,561 | -661,561 | -661,561 | | |
| SECTIUNEA DE DEZVOLTARE (cod 51+55+56+58+60+61+70+81+85) | | | | 359,217,000 | 406,332,890 | 137,812,341 | 137,812,341 | 137,812,341 | | 33,298,179 |
| TITLUL VI TRANSFERURI INTRE UNITATI ALE ADMINISTRATIEI PUBLICE (cod 51.02) | 51 | | | 103,051,000 | 103,051,000 | 5,124,893 | 5,124,893 | 5,124,893 | | 5,124,893 |
| Transferuri de capital (cod 51.02.12+51.02.28+51.02.29) | 5102 | | | 103,051,000 | 103,051,000 | 5,124,893 | 5,124,893 | 5,124,893 | | 5,124,893 |

| A | B | 1 | 2 | 3 | 4 | 5 | 6 | 7 | 8=6-7 | 9 |
|--|--------|---|---|-------------|-------------|------------|------------|------------|-------|------------|
| Transferuri din bugetele locale pentru finantarea cheltuielilor de capital din domeniul sanatatii | 510228 | | | 44,715,000 | 44,715,000 | 5,050,051 | 5,050,051 | 5,050,051 | | 5,050,051 |
| Alte transferuri de capital catre institutii publice | 510229 | | | 736,000 | 736,000 | 74,842 | 74,842 | 74,842 | | 74,842 |
| Transferuri de capital acordate în baza contractelor de parteneriat sau asociere | 510250 | | | 57,600,000 | 57,600,000 | | | | | |
| TITLUL X Proiecte cu finantare din fonduri externe nerambursabile aferente cadrului financiar 2014-2020 (cod 58.01 la 58.05+58.11+58.12+58.15+58.16+58.30) | 58 | | | 113,378,000 | 114,378,000 | 69,738,360 | 69,738,360 | 69,738,360 | | 6,513,279 |
| Programe din Fondul European de Dezvoltare Regionala (FEDR) (cod 58.01.01 la 58.01.03) | 5801 | | | 95,948,000 | 96,948,000 | 60,329,918 | 60,329,918 | 60,329,918 | | |
| Finantarea nationala | 580101 | | | 13,507,000 | 13,507,000 | 8,371,814 | 8,371,814 | 8,371,814 | | |
| Finantarea externa nerambursabila | 580102 | | | 80,297,000 | 80,297,000 | 51,776,679 | 51,776,679 | 51,776,679 | | |
| Cheltuieli neeligibile | 580103 | | | 2,144,000 | 3,144,000 | 181,425 | 181,425 | 181,425 | | |
| Programe din Fondul Social European (FSE) (cod 58.02.01 la 58.02.03) | 5802 | | | 15,191,000 | 15,191,000 | 9,408,442 | 9,408,442 | 9,408,442 | | 6,513,279 |
| Finantarea nationala | 580201 | | | 2,101,000 | 2,101,000 | 1,305,058 | 1,305,058 | 1,305,058 | | 915,539 |
| Finantarea externa nerambursabila | 580202 | | | 13,060,000 | 13,060,000 | 8,103,384 | 8,103,384 | 8,103,384 | | 5,597,740 |
| Cheltuieli neeligibile | 580203 | | | 30,000 | 30,000 | | | | | |
| Alte programe comunitare finantate in perioada 2014-2020 (cod 58.15.01 la 58.15.03) | 5815 | | | 2,239,000 | 2,239,000 | | | | | |
| Finantarea nationala | 581501 | | | 296,000 | 296,000 | | | | | |
| Finantarea externa nerambursabila | 581502 | | | 1,943,000 | 1,943,000 | | | | | |
| Titlul XII „Proiecte cu finantare din sumele reprezentând asistenta financiara nerambursabila aferenta PNRR” (cod 60.01 la 60.03) | 60 | | | | 38,050,890 | | | | | |
| Fonduri europene nerambursabile | 6001 | | | | 31,975,180 | | | | | |
| Sume aferente TVA | 6003 | | | | 6,075,710 | | | | | |
| CHELTUIELI DE CAPITAL ((cod 71+72+75) | 70 | | | 141,438,000 | 149,503,000 | 61,660,448 | 61,660,448 | 61,660,448 | | 21,660,007 |
| TITLUL XV ACTIVE NEFINANCIARE (cod 71.01 + 71.03) | 71 | | | 141,438,000 | 149,503,000 | 61,660,448 | 61,660,448 | 61,660,448 | | 21,660,007 |
| Active fixe (cod 71.01.01 la 71.01.03+71.01.30) | 7101 | | | 137,675,000 | 145,485,000 | 60,889,862 | 60,889,862 | 60,889,862 | | 21,660,007 |
| Constructii | 710101 | | | 12,765,000 | 7,426,000 | 146,670 | 146,670 | 146,670 | | 1,291,446 |
| Masini, echipamente si mijloace de transport | 710102 | | | 2,610,000 | 2,655,000 | 108,289 | 108,289 | 108,289 | | 3,162,856 |
| Mobilier, aparatura birotica si alte active corporale | 710103 | | | 2,735,000 | 2,715,000 | 504,231 | 504,231 | 504,231 | | 1,005,060 |
| Alte active fixe | 710130 | | | 119,565,000 | 132,689,000 | 60,130,672 | 60,130,672 | 60,130,672 | | 16,200,645 |

| A | B | 1 | 2 | 3 | 4 | 5 | 6 | 7 | 8=6-7 | 9 |
|--|--------|---|---|-------------|-------------|-------------|-------------|-------------|-------|-------------|
| Reparatii capitale aferente activelor fixe | 7103 | | | 3,763,000 | 4,018,000 | 770,586 | 770,586 | 770,586 | | |
| OPERATIUNI FINANCIARE (cod 81) | 79 | | | 1,350,000 | 1,350,000 | 1,349,840 | 1,349,840 | 1,349,840 | | |
| TITLUL XXIX RAMBURSARI DE CREDITE (cod 81.04) | 81 | | | 1,350,000 | 1,350,000 | 1,349,840 | 1,349,840 | 1,349,840 | | |
| Rambursarea imprumuturilor contractate pentru finantarea proiectelor cu finantare UE | 8104 | | | 1,350,000 | 1,350,000 | 1,349,840 | 1,349,840 | 1,349,840 | | |
| TITLUL XXI PLATI EFECTUATE IN ANII PRECEDENTI SI RECUPERATE IN ANUL CURENT (85.01) | 85 | | | | | -61,200 | -61,200 | -61,200 | | |
| Plati efectuate in anii precedenti si recuperate in anul curent (cod 85.01.02+85.01.05) | 8501 | | | | | -61,200 | -61,200 | -61,200 | | |
| Plati efectuate in anii precedenti si recuperate in anul curent în sectiunea de dezvoltare a bugetului local | 850102 | | | | | -61,200 | -61,200 | -61,200 | | |
| TITLUL VI TRANSFERURI INTRE UNITATI ALE ADMINISTRATIEI PUBLICE (cod 51.01+51.02) | 51 | | | 131,254,000 | 137,011,000 | 33,096,749 | 33,096,749 | 33,096,749 | | 33,096,749 |
| TITLUL XVI RAMBURSARI DE CREDETE | 81 | | | 3,746,000 | 3,746,000 | 3,744,991 | 3,744,991 | 3,744,991 | | |
| | 84 | | | | | -722,761 | -722,761 | -722,761 | | |
| OPERATIUNI FINANCIARE (cod 81) | 79 | | | 3,746,000 | 3,746,000 | 3,744,991 | 3,744,991 | 3,744,991 | | |
| A. CHELTUIELILE CURENTE (10+20+30+40+50+51+55+56+58+57+59+60+61) | 01 | | | 400,021,000 | 448,917,060 | 236,069,351 | 236,069,351 | 236,069,351 | | 168,569,254 |
| TITLUL XIX PLATI EFECTUATE IN ANII PRECEDENTI SI RECUPERATE IN ANUL CURENT (85.01) | 85 | | | | | -722,761 | -722,761 | -722,761 | | |
| Plati efectuate in anii precedenti si recuperate in anul curent (cod 85.01.02+85.01.05) | 8501 | | | | | -722,761 | -722,761 | -722,761 | | |

*) Se inscriu denumirea si simbolul capitolelor din bugetul aprobat detaliate pe titluri , articole, alineate, pe structura clasificatiei economice

(bugetele locale, bugetul creditelor externe, bugetul creditelor interne, bugetul fondurilor externe nerambursabile - sursa D, institutii finantate integral sau partial din venituri proprii/activitati finantate integral din veniturii proprii

NOTA: Sumele inscrise in col. 6 "Plati efectuate" cu semnul minus la Titlul 85, art. 85.01 "Plati efectuate din precedenti si recuperate in anul curent", se inscriu si pe col. 4 "Angajamente bugetare" si col. 5 "Angajamente legale" la acelasi cod tot cu semnul minus , astfel incat in col. 7 "Angajamente legale de platit" sa nu fie raportate sume.

Ordonator principal de credite



Directia Economica

CONTUL DE EXECUTIE AL INSTITUTIILOR PUBLICE - CHELTUIELI

la data de 31.12.2023

Cod 21 Capitol 5102

Subcapitol

-lei-

| DENUMIREA INDICATORILOR*) | Cod indicator | Credite de angajament | | Credite bugetare | | Angajamente bugetare | Angajamente legale | Plati efectuate | Angajamente legale de platit | Cheltuieli efective |
|---|---------------|-----------------------|------------|------------------|------------|----------------------|--------------------|-----------------|------------------------------|---------------------|
| | | Initiale | Definitive | Initiale | Definitive | | | | | |
| A | B | 1 | 2 | 3 | 4 | 5 | 6 | 7 | 8=6-7 | 9 |
| TOTAL CHELTUIELI(SECTIUNEA DE FUNCTIONARE+SECTIUNEA DE DEZVOLTARE) | | | | 35,141,000 | 30,902,760 | 24,245,854 | 24,245,854 | 24,245,854 | | 29,377,294 |
| SECTIUNEA DE FUNCTIONARE (cod 01+79+85) | | | | 32,141,000 | 27,991,000 | 24,134,665 | 24,134,665 | 24,134,665 | | 24,591,655 |
| CHELTUIELI CURENTE (10+20+30+40+50+51SF+55SF+57+59) | 01 | | | 32,141,000 | 27,991,000 | 24,309,270 | 24,309,270 | 24,309,270 | | 24,591,655 |
| TITLUL I CHELTUIELI DE PERSONAL (cod 10.01 la10.03) | 10 | | | 28,500,000 | 25,700,000 | 22,516,005 | 22,516,005 | 22,516,005 | | 22,851,055 |
| Cheltuieli salariale in bani (cod 10.01.01+10.01.03 la 10.01.17+10.01.29 +10.01.30) | 1001 | | | 27,670,000 | 24,870,000 | 21,837,652 | 21,837,652 | 21,837,652 | | 22,162,473 |
| Salarii de baza | 100101 | | | 25,600,000 | 22,800,000 | 20,260,540 | 20,260,540 | 20,260,540 | | 20,578,172 |
| Indemnizatii platite unor persoane din afara unitatii | 100112 | | | 1,300,000 | 1,300,000 | 1,116,145 | 1,116,145 | 1,116,145 | | 1,123,845 |
| Drepturi de delegare | 100113 | | | 20,000 | 20,000 | 926 | 926 | 926 | | 926 |
| Indemnizatii de hrana | 100117 | | | 700,000 | 700,000 | 460,041 | 460,041 | 460,041 | | 459,530 |
| Alte drepturi salariale in bani | 100130 | | | 50,000 | 50,000 | | | | | |
| Cheltuieli salariale in natura (cod 10.02.01 la 10.02.06+10.02.30) | 1002 | | | 230,000 | 230,000 | 189,950 | 189,950 | 189,950 | | 189,950 |
| Vouchere de vacanta | 100206 | | | 230,000 | 230,000 | 189,950 | 189,950 | 189,950 | | 189,950 |
| Contributii (cod 10.03.01 la 10.03.08) | 1003 | | | 600,000 | 600,000 | 488,403 | 488,403 | 488,403 | | 498,632 |
| Contributia asiguratorie pentru munca | 100307 | | | 600,000 | 600,000 | 488,403 | 488,403 | 488,403 | | 498,632 |
| TITLUL II BUNURI SI SERVICII (cod 20.01 la 20.06+20.09 la 20.16+20.18 la 20.25+20.27+20.30) | 20 | | | 3,341,000 | 1,991,000 | 1,591,390 | 1,591,390 | 1,591,390 | | 1,533,343 |
| Bunuri si servicii (cod 20.01.01 la 20.01.09+20.01.30) | 2001 | | | 1,741,000 | 1,626,000 | 1,315,288 | 1,315,288 | 1,315,288 | | 1,329,795 |
| Furnituri de birou | 200101 | | | 65,000 | 97,000 | 86,746 | 86,746 | 86,746 | | 75,782 |

| A | B | 1 | 2 | 3 | 4 | 5 | 6 | 7 | 8=6-7 | 9 |
|--|--------|---|---|---------|---------|---------|---------|---------|-------|---------|
| Incalzit, iluminat si forta motrica | 200103 | | | 850,000 | 445,000 | 348,975 | 348,975 | 348,975 | | 348,776 |
| Apa, canal si salubritate | 200104 | | | 200,000 | 40,000 | 32,532 | 32,532 | 32,532 | | 31,419 |
| Carburanti si lubrifianti | 200105 | | | 150,000 | 78,000 | 77,570 | 77,570 | 77,570 | | 105,828 |
| Piese de schimb | 200106 | | | 15,000 | 9,000 | 2,520 | 2,520 | 2,520 | | 2,520 |
| Posta, telecomunicatii, radio, tv, internet | 200108 | | | 110,000 | 110,000 | 98,362 | 98,362 | 98,362 | | 101,185 |
| Materiale si prestari de servicii cu caracter functional | 200109 | | | 200,000 | 847,000 | 668,583 | 668,583 | 668,583 | | 664,285 |
| Alte bunuri si servicii pentru intretinere si functionare | 200130 | | | 151,000 | | | | | | |
| Reparatii curente | 2002 | | | 691,000 | 15,000 | 14,167 | 14,167 | 14,167 | | 14,167 |
| Medicamente si materiale sanitare (cod 20.04.01 la 20.04.04) | 2004 | | | 90,000 | | | | | | |
| Materiale sanitare | 200402 | | | 50,000 | | | | | | |
| Dezinfectanti | 200404 | | | 40,000 | | | | | | |
| Bunuri de natura obiectelor de inventar (cod 20.05.01+20.05.03+20.05.30) | 2005 | | | 255,000 | 60,000 | 59,423 | 59,423 | 59,423 | | 55,545 |
| Uniforme si echipament | 200501 | | | 20,000 | | | | | | |
| Alte obiecte de inventar | 200530 | | | 235,000 | 60,000 | 59,423 | 59,423 | 59,423 | | 55,545 |
| Deplasari, detasari, transferari (cod 20.06.01+20.06.02) | 2006 | | | 30,000 | 19,000 | 13,423 | 13,423 | 13,423 | | 13,423 |
| Deplasari interne, detasari, transferari | 200601 | | | 25,000 | 17,000 | 12,585 | 12,585 | 12,585 | | 12,585 |
| Deplasari in strainatate | 200602 | | | 5,000 | 2,000 | 838 | 838 | 838 | | 838 |
| Pregatire profesionala | 2013 | | | 16,000 | 6,000 | | | | | |
| Protectia muncii | 2014 | | | 20,000 | 15,000 | 5,805 | 5,805 | 5,805 | | 5,805 |
| Cheltuieli judiciare si extrajudiciare derivate din actiuni in reprezentarea intereselor statului, potrivit dispozitiilor legale | 2025 | | | 10,000 | 10,000 | 3,919 | 3,919 | 3,919 | | 3,919 |
| Alte cheltuieli (cod 20.30.01 la 20.30.04+20.30.06+20.30.07+20.30.09+20.30.30) | 2030 | | | 488,000 | 240,000 | 179,365 | 179,365 | 179,365 | | 110,689 |
| Reclama si publicitate | 203001 | | | 36,000 | 39,000 | 30,939 | 30,939 | 30,939 | | 30,939 |
| Protocol si reprezentare | 203002 | | | 105,000 | 35,000 | 15,232 | 15,232 | 15,232 | | |
| Prime de asigurare non-viata | 203003 | | | 27,000 | 27,000 | 18,588 | 18,588 | 18,588 | | 18,588 |
| Fondul Presedintelui/Fondul conducatorului institutiei publice | 203007 | | | 20,000 | 20,000 | | | | | |
| Alte cheltuieli cu bunuri si servicii | 203030 | | | 300,000 | 119,000 | 114,606 | 114,606 | 114,606 | | 61,162 |
| TITLUL XI ALTE CHELTUIELI (cod 59.01+59.02+ 59.08+59.11+59.12+59.15+ 59.17+59.20+ 59.22+59.25+59.30+ 59.35+ 59.40+59.41) | 59 | | | 300,000 | 300,000 | 201,875 | 201,875 | 201,875 | | 207,257 |
| Despagubiri civile | 5917 | | | 50,000 | 50,000 | 8,477 | 8,477 | 8,477 | | 8,477 |

| A | B | 1 | 2 | 3 | 4 | 5 | 6 | 7 | 8=6-7 | 9 |
|---|--------|---|---|------------|------------|------------|------------|------------|-------|------------|
| Sume aferente persoanelor cu handicap neîncadrate | 5940 | | | 250,000 | 250,000 | 193,398 | 193,398 | 193,398 | | 198,780 |
| TITLUL XXI PLATI EFECTUATE IN ANII PRECEDENTI SI RECUPERATE IN ANUL CURENT(85.01) | 85F | | | | | -174,605 | -174,605 | -174,605 | | |
| Plati efectuate in anii precedenti si recuperate in anul curent (cod 85.01.01) | 8501F | | | | | -174,605 | -174,605 | -174,605 | | |
| Plati efectuate in anii precedenti si recuperate in anul curent în sectiunea de functionare a bugetului local | 850101 | | | | | -174,605 | -174,605 | -174,605 | | |
| SECTIUNEA DE DEZVOLTARE (cod 51+55+56+58+60+61+70+81+85) | | | | 3,000,000 | 2,911,760 | 111,189 | 111,189 | 111,189 | | 4,785,639 |
| CHELTUIELI DE CAPITAL ((cod 71+72+75) | 70 | | | 3,000,000 | 2,911,760 | 111,189 | 111,189 | 111,189 | | 4,785,639 |
| TITLUL XV ACTIVE NEFINANCIARE (cod 71.01 + 71.03) | 71 | | | 3,000,000 | 2,911,760 | 111,189 | 111,189 | 111,189 | | 4,785,639 |
| Active fixe (cod 71.01.01 la 71.01.03+71.01.30) | 7101 | | | 3,000,000 | 2,911,760 | 111,189 | 111,189 | 111,189 | | 4,785,639 |
| Constructii | 710101 | | | | | | | | | 1,137,587 |
| Masini, echipamente si mijloace de transport | 710102 | | | 1,500,000 | 1,500,000 | 108,289 | 108,289 | 108,289 | | 2,778,237 |
| Mobilier, aparatura birotica si alte active corporale | 710103 | | | 500,000 | 500,000 | 2,900 | 2,900 | 2,900 | | 785,694 |
| Alte active fixe | 710130 | | | 1,000,000 | 911,760 | | | | | 84,121 |
| | 84 | | | | | -174,605 | -174,605 | -174,605 | | |
| A. CHELTUIELILE CURENTE (10+20+30+40+50+51+55+56+58+57+59+60+61) | 01 | | | 32,141,000 | 27,991,000 | 24,309,270 | 24,309,270 | 24,309,270 | | 24,591,655 |
| TITLUL XIX PLATI EFECTUATE IN ANII PRECEDENTI SI RECUPERATE IN ANUL CURENT (85.01) | 85 | | | | | -174,605 | -174,605 | -174,605 | | |
| Plati efectuate in anii precedenti si recuperate in anul curent (cod 85.01.02+85.01.05) | 8501 | | | | | -174,605 | -174,605 | -174,605 | | |

*) Se înscriu denumirea și simbolul capitolelor din bugetul aprobat detaliat pe titluri, articole, alineate, pe structura clasificatiei economice

(bugetele locale, bugetul creditelor externe, bugetul creditelor interne, bugetul fondurilor externe nerambursabile - sursa D, institutii finantate integral sau partial din venituri proprii/activitati finantate integral din veniturii proprii

NOTA: Sumele înscrise în col. 6 "Plati efectuate" cu semnul minus la Titlul 85, art. 85.01 "Plati efectuate din precedenti si recuperate in anul curent", se înscriu și pe col. 4 "Angajamente bugetare" și col. 5 "Angajamente legale" la același cod tot cu semnul minus, astfel încât în col. 7 "Angajamente legale de platit" să nu fie raportate sume.

Ordonator principal de credite



Directia Economica

5402 Alte servicii publice generale

Anexa 7

CONTUL DE EXECUTIE AL INSTITUTIILOR PUBLICE - CHELTUIELI

la data de 31.12.2023

Cod 21 Capitol 5402

Subcapitol

-lei-

| DENUMIREA INDICATORILOR*) | Cod indicator | Credite de angajament | | Credite bugetare | | Angajamente bugetare | Angajamente legale | Plati efectuate | Angajamente legale de platit | Cheltuieli efective |
|--|---------------|-----------------------|------------|------------------|------------|----------------------|--------------------|-----------------|------------------------------|---------------------|
| | | Initiale | Definitive | Initiale | Definitive | | | | | |
| A | B | 1 | 2 | 3 | 4 | 5 | 6 | 7 | 8=6-7 | 9 |
| TOTAL CHELTUIELI(SECTIUNEA DE FUNCTIONARE+SECTIUNEA DE DEZVOLTARE) | | | | 13,591,000 | 18,741,000 | 12,598,659 | 12,598,659 | 12,598,659 | | 12,598,659 |
| SECTIUNEA DE FUNCTIONARE (cod 01+79+85) | | | | 13,531,000 | 18,681,000 | 12,581,471 | 12,581,471 | 12,581,471 | | 12,581,471 |
| CHELTUIELI CURENTE (10+20+30+40+50+51SF+55SF+57+59) | 01 | | | 13,531,000 | 18,681,000 | 12,581,471 | 12,581,471 | 12,581,471 | | 12,581,471 |
| TITLUL II BUNURI SI SERVICII (cod 20.01 la 20.06+20.09 la 20.16+20.18 la 20.25+20.27+20.30) | 20 | | | 3,000,000 | 2,623,000 | 2,622,089 | 2,622,089 | 2,622,089 | | 2,622,089 |
| Alte cheltuieli (cod 20.30.01 la 20.30.04+20.30.06+20.30.07+20.30.09+20.30.30) | 2030 | | | 3,000,000 | 2,623,000 | 2,622,089 | 2,622,089 | 2,622,089 | | 2,622,089 |
| Alte cheltuieli cu bunuri si servicii | 203030 | | | 3,000,000 | 2,623,000 | 2,622,089 | 2,622,089 | 2,622,089 | | 2,622,089 |
| TITLUL V FONDURI DE REZERVA (cod 50.04) | 50 | | | 5,000,000 | 4,100,000 | | | | | |
| Fond de rezerva bugetara la dispozitia autoritatilor locale | 5004 | | | 5,000,000 | 4,100,000 | | | | | |
| TITLUL VI TRANSFERURI INTRE UNITATI ALE ADMINISTRATIEI PUBLICE (cod 51.01) (cod 51.01) | 51 | | | 5,531,000 | 11,958,000 | 9,959,382 | 9,959,382 | 9,959,382 | | 9,959,382 |
| Transferuri curente (cod 51.01.01+51.01.03+51.01.05+ 51.01.14+51.01.15+ 51.01.24 +51.01.26 +51.01.31+51.01.39+ 51.01.46+51.01.49+51.01.60+51.01.61+51.01.64) | 5101 | | | 5,531,000 | 11,958,000 | 9,959,382 | 9,959,382 | 9,959,382 | | 9,959,382 |
| Transferuri catre institutii publice | 510101 | | | 4,031,000 | 4,031,000 | 3,321,259 | 3,321,259 | 3,321,259 | | 3,321,259 |
| Transferuri din bugetele consiliilor locale si judetene pentru acordarea unor ajutoare | 510124 | | | | 6,427,000 | 6,427,000 | 6,427,000 | 6,427,000 | | 6,427,000 |
| Transferuri din bugetele locale pentru finantarea unitatilor de asistenta sociala si medico-sociale | 510139 | | | 1,500,000 | | | | | | |
| Transferuri acordate în baza contractelor de parteneriat sau | 510170 | | | | 1,500,000 | 211,123 | 211,123 | 211,123 | | 211,123 |

| A | B | 1 | 2 | 3 | 4 | 5 | 6 | 7 | 8=6-7 | 9 |
|--|--------|---|---|------------|------------|------------|------------|------------|-------|------------|
| asociere | | | | | | | | | | |
| SECTIUNEA DE DEZVOLTARE (cod 51+55+56+58+60+61+70+81+85) | | | | 60,000 | 60,000 | 17,188 | 17,188 | 17,188 | | 17,188 |
| TITLUL VI TRANSFERURI INTRE UNITATI ALE ADMINISTRATIEI PUBLICE (cod 51.02) | 51 | | | 60,000 | 60,000 | 17,188 | 17,188 | 17,188 | | 17,188 |
| Transferuri de capital (cod 51.02.12+51.02.28+51.02.29) | 5102 | | | 60,000 | 60,000 | 17,188 | 17,188 | 17,188 | | 17,188 |
| Alte transferuri de capital catre institutii publice | 510229 | | | 60,000 | 60,000 | 17,188 | 17,188 | 17,188 | | 17,188 |
| TITLUL VI TRANSFERURI INTRE UNITATI ALE ADMINISTRATIEI PUBLICE (cod 51.01+51.02) | 51 | | | 5,591,000 | 12,018,000 | 9,976,570 | 9,976,570 | 9,976,570 | | 9,976,570 |
| A. CHELTUIELILE CURENTE (10+20+30+40+50+51+55+56+58+57+59+60+61) | 01 | | | 13,591,000 | 18,741,000 | 12,598,659 | 12,598,659 | 12,598,659 | | 12,598,659 |

*) Se inscriu denumirea si simbolul capitolelor din bugetul aprobat detaliate pe titluri , articole, alineate, pe structura clasificatiei economice

(bugetele locale, bugetul creditelor externe, bugetul creditelor interne, bugetul fondurilor externe nerambursabile - sursa D, institutii finantate integral sau partial din venituri proprii/activitati finantate integral din veniturii proprii

NOTA: Sumele inscrise in col. 6 "Plati efectuate" cu semnul minus la Titlul 85, art. 85.01 "Plati efectuate din precedenti si recuperate in anul curent", se inscriu si pe col. 4 "Angajamente bugetare" si col. 5 "Angajamente legale" la acelasi cod tot cu semnul minus , astfel incat in col. 7 "Angajamente legale de platit" sa nu fie raportate sume.

Ordonator principal de credite



Directia Economica

540205 Fond de rezerva bugetara la dispozitia

Anexa 7

CONTUL DE EXECUTIE AL INSTITUTIILOR PUBLICE - CHELTUIELI

la data de 31.12.2023

Cod 21 Capitol 540205

Subcapitol

-lei-

| DENUMIREA INDICATORILOR*) | Cod indicator | Credite de angajament | | Credite bugetare | | Angajamente bugetare | Angajamente legale | Plati efectuate | Angajamente legale de platit | Cheltuieli efective |
|--|---------------|-----------------------|------------|------------------|------------|----------------------|--------------------|-----------------|------------------------------|---------------------|
| | | Initiale | Definitive | Initiale | Definitive | | | | | |
| A | B | 1 | 2 | 3 | 4 | 5 | 6 | 7 | 8=6-7 | 9 |
| TOTAL CHELTUIELI(SECTIUNEA DE FUNCTIONARE+SECTIUNEA DE DEZVOLTARE) | | | | 5,000,000 | 4,100,000 | | | | | |
| SECTIUNEA DE FUNCTIONARE (cod 01+79+85) | | | | 5,000,000 | 4,100,000 | | | | | |
| CHELTUIELI CURENTE (10+20+30+40+50+51SF+55SF+57+59) | 01 | | | 5,000,000 | 4,100,000 | | | | | |
| TITLUL V FONDURI DE REZERVA (cod 50.04) | 50 | | | 5,000,000 | 4,100,000 | | | | | |
| Fond de rezerva bugetara la dispozitia autoritatilor locale | 5004 | | | 5,000,000 | 4,100,000 | | | | | |
| A. CHELTUIELILE CURENTE (10+20+30+40+50+51+55+56+58+57+59+60+61) | 01 | | | 5,000,000 | 4,100,000 | | | | | |

*) Se inscriu denumirea si simbolul capitolelor din bugetul aprobat detaliate pe titluri , articole, alineate, pe structura clasificatiei economice (bugetele locale, bugetul creditelor externe, bugetul creditelor interne, bugetul fondurilor externe nerambursabile - sursa D, institutii finantate integral sau partial din venituri proprii/activitati finantate integral din veniturii proprii

NOTA: Sumele inscrise in col. 6 "Plati efectuate" cu semnul minus la Titlul 85, art. 85.01 "Plati efectuate din precedenti si recuperate in anul curent", se inscriu si pe col. 4"Angajamente bugetare" si col. 5 "Angajamente legale" la acelasi cod tot cu semnul minus , astfel incat in col. 7 "Angajamente legale de platit" sa nu fie raportate sume.

Ordonator principal de credite



Directia Economica

540210 Servicii publice comunitare de evidenta

Anexa 7

CONTUL DE EXECUTIE AL INSTITUTIILOR PUBLICE - CHELTUIELI

la data de 31.12.2023

Cod 21 Capitol 540210

Subcapitol

-lei-

| DENUMIREA INDICATORILOR*) | Cod indicator | Credite de angajament | | Credite bugetare | | Angajamente bugetare | Angajamente legale | Plati efectuate | Angajamente legale de platit | Cheltuieli efective |
|--|---------------|-----------------------|------------|------------------|------------|----------------------|--------------------|-----------------|------------------------------|---------------------|
| | | Initiale | Definitive | Initiale | Definitive | | | | | |
| A | B | 1 | 2 | 3 | 4 | 5 | 6 | 7 | 8=6-7 | 9 |
| TOTAL CHELTUIELI(SECTIUNEA DE FUNCTIONARE+SECTIUNEA DE DEZVOLTARE) | | | | 4,091,000 | 4,091,000 | 3,338,447 | 3,338,447 | 3,338,447 | | 3,338,447 |
| SECTIUNEA DE FUNCTIONARE (cod 01+79+85) | | | | 4,031,000 | 4,031,000 | 3,321,259 | 3,321,259 | 3,321,259 | | 3,321,259 |
| CHELTUIELI CURENTE (10+20+30+40+50+51SF+55SF+57+59) | 01 | | | 4,031,000 | 4,031,000 | 3,321,259 | 3,321,259 | 3,321,259 | | 3,321,259 |
| TITLUL VI TRANSFERURI INTRE UNITATI ALE ADMINISTRATIEI PUBLICE (cod 51.01) (cod 51.01) | 51 | | | 4,031,000 | 4,031,000 | 3,321,259 | 3,321,259 | 3,321,259 | | 3,321,259 |
| Transferuri curente (cod 51.01.01+51.01.03+51.01.05+51.01.14+51.01.15+ 51.01.24 +51.01.26 +51.01.31+51.01.39+51.01.46+51.01.49+51.01.60+51.01.61+51.01.64) | 5101 | | | 4,031,000 | 4,031,000 | 3,321,259 | 3,321,259 | 3,321,259 | | 3,321,259 |
| Transferuri catre institutii publice | 510101 | | | 4,031,000 | 4,031,000 | 3,321,259 | 3,321,259 | 3,321,259 | | 3,321,259 |
| SECTIUNEA DE DEZVOLTARE (cod 51+55+56+58+60+61+70+81+85) | | | | 60,000 | 60,000 | 17,188 | 17,188 | 17,188 | | 17,188 |
| TITLUL VI TRANSFERURI INTRE UNITATI ALE ADMINISTRATIEI PUBLICE (cod 51.02) | 51 | | | 60,000 | 60,000 | 17,188 | 17,188 | 17,188 | | 17,188 |
| Transferuri de capital (cod 51.02.12+51.02.28+51.02.29) | 5102 | | | 60,000 | 60,000 | 17,188 | 17,188 | 17,188 | | 17,188 |
| Alte transferuri de capital catre institutii publice | 510229 | | | 60,000 | 60,000 | 17,188 | 17,188 | 17,188 | | 17,188 |
| TITLUL VI TRANSFERURI INTRE UNITATI ALE ADMINISTRATIEI PUBLICE (cod 51.01+51.02) | 51 | | | 4,091,000 | 4,091,000 | 3,338,447 | 3,338,447 | 3,338,447 | | 3,338,447 |
| A. CHELTUIELILE CURENTE (10+20+30+40+50+51+55+56+58+57+59+60+61) | | | | 4,091,000 | 4,091,000 | 3,338,447 | 3,338,447 | 3,338,447 | | 3,338,447 |

Ondreacu funcționar public
 Județul Teleorman
 Județul Teleorman

Director Economic
 Județul Teleorman

CONTUL DE EXECUTIE AL INSTITUTIILOR PUBLICE - CHELTUIELI

la data de 31.12.2023

Cod 21 Capitol 540250

Subcapitol

-lei-

| DENUMIREA INDICATORILOR*) | Cod indicator | Credite de angajament | | Credite bugetare | | Angajamente bugetare | Angajamente legale | Plati efectuate | Angajamente legale de platit | Cheltuieli efective |
|--|---------------|-----------------------|------------|------------------|------------|----------------------|--------------------|-----------------|------------------------------|---------------------|
| | | Initiale | Definitive | Initiale | Definitive | | | | | |
| A | B | 1 | 2 | 3 | 4 | 5 | 6 | 7 | 8=6-7 | 9 |
| TOTAL CHELTUIELI(SECTIUNEA DE FUNCTIONARE+SECTIUNEA DE DEZVOLTARE) | | | | 4,500,000 | 10,550,000 | 9,260,212 | 9,260,212 | 9,260,212 | | 9,260,212 |
| SECTIUNEA DE FUNCTIONARE (cod 01+79+85) | | | | 4,500,000 | 10,550,000 | 9,260,212 | 9,260,212 | 9,260,212 | | 9,260,212 |
| CHELTUIELI CURENTE (10+20+30+40+50+51SF+55SF+57+59) | 01 | | | 4,500,000 | 10,550,000 | 9,260,212 | 9,260,212 | 9,260,212 | | 9,260,212 |
| TITLUL II BUNURI SI SERVICII (cod 20.01 la 20.06+20.09 la 20.16+20.18 la 20.25+20.27+20.30) | 20 | | | 3,000,000 | 2,623,000 | 2,622,089 | 2,622,089 | 2,622,089 | | 2,622,089 |
| Alte cheltuieli (cod 20.30.01 la 20.30.04+20.30.06+20.30.07+20.30.09+20.30.30) | 2030 | | | 3,000,000 | 2,623,000 | 2,622,089 | 2,622,089 | 2,622,089 | | 2,622,089 |
| Alte cheltuieli cu bunuri si servicii | 203030 | | | 3,000,000 | 2,623,000 | 2,622,089 | 2,622,089 | 2,622,089 | | 2,622,089 |
| TITLUL VI TRANSFERURI INTRE UNITATI ALE ADMINISTRATIEI PUBLICE (cod 51.01) (cod 51.01) | 51 | | | 1,500,000 | 7,927,000 | 6,638,123 | 6,638,123 | 6,638,123 | | 6,638,123 |
| Transferuri curente (cod 51.01.01+51.01.03+51.01.05+ 51.01.14+51.01.15+ 51.01.24 +51.01.26 +51.01.31+51.01.39+ 51.01.46+51.01.49+51.01.60+51.01.61+51.01.64) | 5101 | | | 1,500,000 | 7,927,000 | 6,638,123 | 6,638,123 | 6,638,123 | | 6,638,123 |
| Transferuri din bugetele consiliilor locale si judetene pentru acordarea unor ajutoare | 510124 | | | | 6,427,000 | 6,427,000 | 6,427,000 | 6,427,000 | | 6,427,000 |
| Transferuri din bugetele locale pentru finantarea unitatilor de asistenta sociala si medico-sociale | 510139 | | | 1,500,000 | | | | | | |
| Transferuri acordate în baza contractelor de parteneriat sau asociere | 510170 | | | | 1,500,000 | 211,123 | 211,123 | 211,123 | | 211,123 |
| TITLUL VI TRANSFERURI INTRE UNITATI ALE ADMINISTRATIEI PUBLICE (cod 51.01+51.02) | 51 | | | 1,500,000 | 7,927,000 | 6,638,123 | 6,638,123 | 6,638,123 | | 6,638,123 |

| A | B | 1 | 2 | 3 | 4 | 5 | 6 | 7 | 8=6-7 | 9 |
|---|----|---|---|-----------|------------|-----------|-----------|-----------|-------|-----------|
| A. CHELTUIELILE CURENTE (10+20+30+40+50+51+55+56+58+57+59+60+61) | 01 | | | 4,500,000 | 10,550,000 | 9,260,212 | 9,260,212 | 9,260,212 | | 9,260,212 |

*) Se inscriu denumirea si simbolul capitolelor din bugetul aprobat detaliate pe titluri , articole, alineate, pe structura clasificatiei economice

(bugetele locale, bugetul creditelor externe, bugetul creditelor interne, bugetul fondurilor externe nerambursabile - sursa D, institutii finantate integral sau partial din venituri proprii/activitati finantate integral din veniturii proprii

NOTA: Sumele inscrise in col. 6 "Plati efectuate" cu semnul minus la Titlul 85, art. 85.01 "Plati efectuate din precedenti si recuperate in anul curent", se inscriu si pe col. 4"Angajamente bugetare" si col. 5 "Angajamente legale" la acelasi cod tot cu semnul minus , astfel incat in col. 7 "Angajamente legale de platit" sa nu fie raportate sume.

Ordonator principal de credite



Directia Economica

CONTUL DE EXECUTIE AL INSTITUTIILOR PUBLICE - CHELTUIELI

la data de 31.12.2023

Cod 21 Capitol 5502

Subcapitol

-lei-

| DENUMIREA INDICATORILOR*) | Cod indicator | Credite de angajament | | Credite bugetare | | Angajamente bugetare | Angajamente legale | Plati efectuate | Angajamente legale de platit | Cheltuieli efective |
|---|---------------|-----------------------|------------|------------------|------------|----------------------|--------------------|-----------------|------------------------------|---------------------|
| | | Initiale | Definitive | Initiale | Definitive | | | | | |
| A | B | 1 | 2 | 3 | 4 | 5 | 6 | 7 | 8=6-7 | 9 |
| TOTAL CHELTUIELI(SECTIUNEA DE FUNCTIONARE+SECTIUNEA DE DEZVOLTARE) | | | | 2,000,000 | 2,191,000 | 1,363,091 | 1,363,091 | 1,363,091 | | 1,362,901 |
| SECTIUNEA DE FUNCTIONARE (cod 01+79+85) | | | | 2,000,000 | 2,191,000 | 1,363,091 | 1,363,091 | 1,363,091 | | 1,362,901 |
| CHELTUIELI CURENTE (10+20+30+40+50+51SF+55SF+57+59) | 01 | | | 2,000,000 | 2,191,000 | 1,363,091 | 1,363,091 | 1,363,091 | | 1,362,901 |
| TITLUL III DOBANZI (cod 30.01 la 30.03) | 30 | | | 2,000,000 | 2,191,000 | 1,363,091 | 1,363,091 | 1,363,091 | | 1,362,901 |
| Dobanzi aferente datoriei publice interne (cod 30.01.01+30.01.02) | 3001 | | | 2,000,000 | 2,191,000 | 1,363,091 | 1,363,091 | 1,363,091 | | 1,362,901 |
| Dobanzi aferente creditelor interne garantate | 300102 | | | 2,000,000 | 2,191,000 | 1,363,091 | 1,363,091 | 1,363,091 | | 1,362,901 |
| A. CHELTUIELILE CURENTE (10+20+30+40+50+51+55+56+58+57+59+60+61) | 01 | | | 2,000,000 | 2,191,000 | 1,363,091 | 1,363,091 | 1,363,091 | | 1,362,901 |

*) Se inscriu denumirea si simbolul capitolelor din bugetul aprobat detaliate pe titluri , articole, alineate, pe structura clasificatiei economice

(bugetele locale, bugetul creditelor externe, bugetul creditelor interne, bugetul fondurilor externe nerambursabile - sursa D, institutii finantate integral sau partial din venituri proprii/activitati finantate integral din veniturii proprii

NOTA: Sumele inscrise in col. 6 "Plati efectuate" cu semnul minus la Titlul 85, art. 85.01 "Plati efectuate din precedenti si recuperate in anul curent", se inscriu si pe col. 4"Angajamente bugetare" si col. 5 "Angajamente legale" la acelasi cod tot cu semnul minus, astfel incat in col. 7 "Angajamente legale de platit" sa nu fie raportate sume.

Ordonator principal de credite



Directia Economica

5602 Transferuri cu caracter general intre

Anexa 7

CONTUL DE EXECUTIE AL INSTITUTIILOR PUBLICE - CHELTUIELI

la data de 31.12.2023

Cod 21 Capitol 5602

Subcapitol

-lei-

| DENUMIREA INDICATORILOR*) | Cod indicator | Credite de angajament | | Credite bugetare | | Angajamente bugetare | Angajamente legale | Plati efectuate | Angajamente legale de platit | Cheltuieli efective |
|---|---------------|-----------------------|------------|------------------|------------|----------------------|--------------------|-----------------|------------------------------|---------------------|
| | | Initiale | Definitive | Initiale | Definitive | | | | | |
| A | B | 1 | 2 | 3 | 4 | 5 | 6 | 7 | 8=6-7 | 9 |
| TOTAL CHELTUIELI(SECTIUNEA DE FUNCTIONARE+SECTIUNEA DE DEZVOLTARE) | | | | 250,000 | 250,000 | 215,935 | 215,935 | 215,935 | | 215,935 |
| SECTIUNEA DE FUNCTIONARE (cod 01+79+85) | | | | 250,000 | 250,000 | 215,935 | 215,935 | 215,935 | | 215,935 |
| CHELTUIELI CURENTE (10+20+30+40+50+51SF+55SF+57+59) | 01 | | | 250,000 | 250,000 | 215,935 | 215,935 | 215,935 | | 215,935 |
| TITLUL VI TRANSFERURI INTRE UNITATI ALE ADMINISTRATIEI PUBLICE (cod 51.01) (cod 51.01) | 51 | | | 250,000 | 250,000 | 215,935 | 215,935 | 215,935 | | 215,935 |
| Transferuri curente (cod 51.01.01+51.01.03+51.01.05+51.01.14+51.01.15+51.01.24+51.01.26+51.01.31+51.01.39+51.01.46+51.01.49+51.01.60+51.01.61+51.01.64) | 5101 | | | 250,000 | 250,000 | 215,935 | 215,935 | 215,935 | | 215,935 |
| Transferuri din bugetele consiliilor judetene pentru finantarea centrelor de zi pentru protectia copilului | 510114 | | | 250,000 | 250,000 | 215,935 | 215,935 | 215,935 | | 215,935 |
| TITLUL VI TRANSFERURI INTRE UNITATI ALE ADMINISTRATIEI PUBLICE (cod 51.01+51.02) | 51 | | | 250,000 | 250,000 | 215,935 | 215,935 | 215,935 | | 215,935 |
| A. CHELTUIELILE CURENTE (10+20+30+40+50+51+55+56+58+57+59+60+61) | 01 | | | 250,000 | 250,000 | 215,935 | 215,935 | 215,935 | | 215,935 |

Ordinators principal de credite



Director Economic,
Eustim

CONTUL DE EXECUTIE AL INSTITUTIILOR PUBLICE - CHELTUIELI

la data de 31.12.2023

Cod 21 Capitol 6002

Subcapitol

-lei-

| DENUMIREA INDICATORILOR*) | Cod indicator | Credite de angajament | | Credite bugetare | | Angajamente bugetare | Angajamente legale | Plati efectuate | Angajamente legale de platit | Cheltuieli efective |
|---|---------------|-----------------------|------------|------------------|------------|----------------------|--------------------|-----------------|------------------------------|---------------------|
| | | Initiale | Definitive | Initiale | Definitive | | | | | |
| A | B | 1 | 2 | 3 | 4 | 5 | 6 | 7 | 8=6-7 | 9 |
| TOTAL CHELTUIELI(SECTIUNEA DE FUNCTIONARE+SECTIUNEA DE DEZVOLTARE) | | | | 409,000 | 494,000 | 283,288 | 283,288 | 283,288 | | 311,292 |
| SECTIUNEA DE FUNCTIONARE (cod 01+79+85) | | | | 400,000 | 400,000 | 283,288 | 283,288 | 283,288 | | 284,959 |
| CHELTUIELI CURENTE (10+20+30+40+50+51SF+55SF+57+59) | 01 | | | 400,000 | 400,000 | 283,288 | 283,288 | 283,288 | | 284,959 |
| TITLUL II BUNURI SI SERVICII (cod 20.01 la 20.06+20.09 la 20.16+20.18 la 20.25+20.27+20.30) | 20 | | | 400,000 | 400,000 | 283,288 | 283,288 | 283,288 | | 284,959 |
| Bunuri si servicii (cod 20.01.01 la 20.01.09+20.01.30) | 2001 | | | 283,000 | 336,000 | 281,705 | 281,705 | 281,705 | | 279,205 |
| Furnituri de birou | 200101 | | | 30,000 | 30,000 | 17,519 | 17,519 | 17,519 | | 23,859 |
| Materiale pentru curatenie | 200102 | | | 3,000 | 4,000 | 2,995 | 2,995 | 2,995 | | |
| Incalzit, iluminat si forta motrica | 200103 | | | 100,000 | 100,000 | 81,753 | 81,753 | 81,753 | | 81,753 |
| Apa, canal si salubritate | 200104 | | | 14,000 | 14,000 | 9,281 | 9,281 | 9,281 | | 9,281 |
| Carburanti si lubrifianti | 200105 | | | 20,000 | 20,000 | 15,000 | 15,000 | 15,000 | | 12,500 |
| Piese de schimb | 200106 | | | 8,000 | 8,000 | 3,080 | 3,080 | 3,080 | | 3,080 |
| Posta, telecomunicatii, radio, tv, internet | 200108 | | | 8,000 | 8,000 | 7,573 | 7,573 | 7,573 | | 7,573 |
| Materiale si prestari de servicii cu caracter functional | 200109 | | | 100,000 | 152,000 | 144,504 | 144,504 | 144,504 | | 141,159 |
| Bunuri de natura obiectelor de inventar (cod 20.05.01+20.05.03+20.05.30) | 2005 | | | 103,000 | 50,000 | | | | | 4,171 |
| Alte obiecte de inventar | 200530 | | | 103,000 | 50,000 | | | | | 4,171 |
| Alte cheltuieli (cod 20.30.01 la 20.30.04+20.30.06+20.30.07+20.30.09+20.30.30) | 2030 | | | 14,000 | 14,000 | 1,583 | 1,583 | 1,583 | | 1,583 |
| Prime de asigurare non-viata | 203003 | | | 7,000 | 7,000 | 1,583 | 1,583 | 1,583 | | 1,583 |

| A | B | 1 | 2 | 3 | 4 | 5 | 6 | 7 | 8=6-7 | 9 |
|---|--------|---|---|---------|---------|---------|---------|---------|-------|---------|
| Alte cheltuieli cu bunuri si servicii | 203030 | | | 7,000 | 7,000 | | | | | |
| SECTIUNEA DE DEZVOLTARE (cod 51+55+56+58+60+61+70+81+85) | | | | 9,000 | 94,000 | | | | | 26,333 |
| CHELTUIELI DE CAPITAL ((cod 71+72+75) | 70 | | | 9,000 | 94,000 | | | | | 26,333 |
| TITLUL XV ACTIVE NEFINANCIARE (cod 71.01 + 71.03) | 71 | | | 9,000 | 94,000 | | | | | 26,333 |
| Active fixe (cod 71.01.01 la 71.01.03+71.01.30) | 7101 | | | 9,000 | 94,000 | | | | | 26,333 |
| Masini, echipamente si mijloace de transport | 710102 | | | | 85,000 | | | | | 16,963 |
| Mobilier, aparatura birotica si alte active corporale | 710103 | | | | | | | | | 7,941 |
| Alte active fixe | 710130 | | | 9,000 | 9,000 | | | | | 1,429 |
| A. CHELTUIELILE CURENTE (10+20+30+40+50+51+55+56+58+57+59+60+61) | 01 | | | 400,000 | 400,000 | 283,288 | 283,288 | 283,288 | | 284,959 |

*) Se inscriu denumirea si simbolul capitolelor din bugetul aprobat detaliate pe titluri , articole, alineate, pe structura clasificatiei economice (bugetele locale, bugetul creditelor externe, bugetul creditelor interne, bugetul fondurilor externe nerambursabile - sursa D, institutii finantate integral sau partial din venituri proprii/activitati finantate integral din veniturii proprii

NOTA: Sumele inscrise in col. 6 "Plati efectuate" cu semnul minus la Titlul 85, art. 85.01 "Plati efectuate din precedenti si recuperate in anul curent", se inscriu si pe col. 4 "Angajamente bugetare" si col. 5 "Angajamente legale" la acelasi cod tot cu semnul minus , astfel incat in col. 7 "Angajamente legale de platit" sa nu fie raportate sume.

Ordonator principal de credite



Directia Economica

CONTUL DE EXECUTIE AL INSTITUTIILOR PUBLICE - CHELTUIELI

la data de 31.12.2023

Cod 21 Capitol 6102

Subcapitol

-lei-

| DENUMIREA INDICATORILOR*) | Cod indicator | Credite de angajament | | Credite bugetare | | Angajamente bugetare | Angajamente legale | Plati efectuate | Angajamente legale de platit | Cheltuieli efective |
|---|---------------|-----------------------|------------|------------------|------------|----------------------|--------------------|-----------------|------------------------------|---------------------|
| | | Initiale | Definitive | Initiale | Definitive | | | | | |
| A | B | 1 | 2 | 3 | 4 | 5 | 6 | 7 | 8=6-7 | 9 |
| TOTAL CHELTUIELI(SECTIUNEA DE FUNCTIONARE+SECTIUNEA DE DEZVOLTARE) | | | | 1,207,000 | 1,207,000 | 89,679 | 89,679 | 89,679 | | 128,675 |
| SECTIUNEA DE FUNCTIONARE (cod 01+79+85) | | | | 824,000 | 824,000 | 89,679 | 89,679 | 89,679 | | 91,718 |
| CHELTUIELI CURENTE (10+20+30+40+50+51SF+55SF+57+59) | 01 | | | 824,000 | 824,000 | 89,679 | 89,679 | 89,679 | | 91,718 |
| TITLUL II BUNURI SI SERVICII (cod 20.01 la 20.06+20.09 la 20.16+20.18 la 20.25+20.27+20.30) | 20 | | | 824,000 | 824,000 | 89,679 | 89,679 | 89,679 | | 91,718 |
| Bunuri si servicii (cod 20.01.01 la 20.01.09+20.01.30) | 2001 | | | 680,000 | 680,000 | 89,216 | 89,216 | 89,216 | | 87,466 |
| Furnituri de birou | 200101 | | | 3,000 | 34,000 | 3,651 | 3,651 | 3,651 | | 3,651 |
| Materiale pentru curatenie | 200102 | | | | 20,000 | | | | | |
| Carburanti si lubrifianti | 200105 | | | 72,000 | 71,000 | 34,250 | 34,250 | 34,250 | | 32,500 |
| Piese de schimb | 200106 | | | 2,000 | 152,000 | | | | | |
| Posta, telecomunicatii, radio, tv, internet | 200108 | | | 3,000 | 3,000 | 916 | 916 | 916 | | 916 |
| Materiale si prestari de servicii cu caracter functional | 200109 | | | 599,000 | 399,000 | 50,399 | 50,399 | 50,399 | | 50,399 |
| Alte bunuri si servicii pentru intretinere si functionare | 200130 | | | 1,000 | 1,000 | | | | | |
| Bunuri de natura obiectelor de inventar (cod 20.05.01+20.05.03+20.05.30) | 2005 | | | 140,000 | 140,000 | | | | | 3,789 |
| Uniforme si echipament | 200501 | | | 127,000 | 127,000 | | | | | |
| Alte obiecte de inventar | 200530 | | | 13,000 | 13,000 | | | | | 3,789 |
| Alte cheltuieli (cod 20.30.01 la 20.30.04+20.30.06+20.30.07+20.30.09+20.30.30) | 2030 | | | 4,000 | 4,000 | 463 | 463 | 463 | | 463 |
| Prime de asigurare non-viata | 203003 | | | 4,000 | 4,000 | 463 | 463 | 463 | | 463 |

| A | B | 1 | 2 | 3 | 4 | 5 | 6 | 7 | 8=6-7 | 9 |
|--|--------|---|---|---------|---------|--------|--------|--------|-------|--------|
| SECTIUNEA DE DEZVOLTARE (cod 51+55+56+58+60+61+70+81+85) | | | | 383,000 | 383,000 | | | | | 36,957 |
| CHELTUIELI DE CAPITAL ((cod 71+72+75) | 70 | | | 383,000 | 383,000 | | | | | 36,957 |
| TITLUL XV ACTIVE NEFINANCIARE (cod 71.01 + 71.03) | 71 | | | 383,000 | 383,000 | | | | | 36,957 |
| Active fixe (cod 71.01.01 la 71.01.03+71.01.30) | 7101 | | | 383,000 | 383,000 | | | | | 36,957 |
| Masini, echipamente si mijloace de transport | 710102 | | | 380,000 | 380,000 | | | | | 18,700 |
| Mobilier, aparatura birotica si alte active corporale | 710103 | | | 3,000 | 3,000 | | | | | 17,501 |
| Alte active fixe | 710130 | | | | | | | | | 756 |
| A. CHELTUIELILE CURENTE (10+20+30+40+50+51+55+56+58+57+59+60+61) | 01 | | | 824,000 | 824,000 | 89,679 | 89,679 | 89,679 | | 91,718 |

*) Se inscriu denumirea si simbolul capitolelor din bugetul aprobat detaliate pe titluri , articole, alineate, pe structura clasificatiei economice

(bugetele locale, bugetul creditelor externe, bugetul creditelor interne, bugetul fondurilor externe nerambursabile - sursa D, institutii finantate integral sau partial din venituri proprii/activitati finantate integral din veniturii proprii

NOTA: Sumele inscrise in col. 6 "Plati efectuate" cu semnul minus la Titlul 85, art. 85.01 "Plati efectuate din precedenti si recuperate in anul curent", se inscriu si pe col. 4"Angajamente bugetare" si col. 5 "Angajamente legale" la acelasi cod tot cu semnul minus , astfel incat in col. 7 "Angajamente legale de platit" sa nu fie raportate sume.

Ordonator principal de credite.



Directia Economica

Eutim

CONTUL DE EXECUTIE AL INSTITUTIILOR PUBLICE - CHELTUIELI

la data de 31.12.2023

Cod 21 Capitol 610205

Subcapitol

-lei-

| DENUMIREA INDICATORILOR*) | Cod indicator | Credite de angajament | | Credite bugetare | | Angajamente bugetare | Angajamente legale | Plati efectuate | Angajamente legale de platit | Cheltuieli efective |
|---|---------------|-----------------------|------------|------------------|------------|----------------------|--------------------|-----------------|------------------------------|---------------------|
| | | Initiale | Definitive | Initiale | Definitive | | | | | |
| A | B | 1 | 2 | 3 | 4 | 5 | 6 | 7 | 8=6-7 | 9 |
| TOTAL CHELTUIELI(SECTIUNEA DE FUNCTIONARE+SECTIUNEA DE DEZVOLTARE) | | | | 1,153,000 | 1,153,000 | 76,177 | 76,177 | 76,177 | | 116,923 |
| SECTIUNEA DE FUNCTIONARE (cod 01+79+85) | | | | 773,000 | 773,000 | 76,177 | 76,177 | 76,177 | | 79,966 |
| CHELTUIELI CURENTE (10+20+30+40+50+51SF+55SF+57+59) | 01 | | | 773,000 | 773,000 | 76,177 | 76,177 | 76,177 | | 79,966 |
| TITLUL II BUNURI SI SERVICII (cod 20.01 la 20.06+20.09 la 20.16+20.18 la 20.25+20.27+20.30) | 20 | | | 773,000 | 773,000 | 76,177 | 76,177 | 76,177 | | 79,966 |
| Bunuri si servicii (cod 20.01.01 la 20.01.09+20.01.30) | 2001 | | | 646,000 | 646,000 | 76,177 | 76,177 | 76,177 | | 76,177 |
| Furnituri de birou | 200101 | | | | 30,000 | | | | | |
| Materiale pentru curatenie | 200102 | | | | 20,000 | | | | | |
| Carburanti si lubrifianti | 200105 | | | 50,000 | 50,000 | 25,000 | 25,000 | 25,000 | | 25,000 |
| Piese de schimb | 200106 | | | | 150,000 | | | | | |
| Posta, telecomunicatii, radio, tv, internet | 200108 | | | 3,000 | 3,000 | 916 | 916 | 916 | | 916 |
| Materiale si prestari de servicii cu caracter functional | 200109 | | | 593,000 | 393,000 | 50,261 | 50,261 | 50,261 | | 50,261 |
| Bunuri de natura obiectelor de inventar (cod 20.05.01+20.05.03+20.05.30) | 2005 | | | 127,000 | 127,000 | | | | | 3,789 |
| Uniforme si echipament | 200501 | | | 127,000 | 127,000 | | | | | |
| Alte obiecte de inventar | 200530 | | | | | | | | | 3,789 |
| SECTIUNEA DE DEZVOLTARE (cod 51+55+56+58+60+61+70+81+85) | | | | 380,000 | 380,000 | | | | | 36,957 |
| CHELTUIELI DE CAPITAL ((cod 71+72+75) | 70 | | | 380,000 | 380,000 | | | | | 36,957 |
| TITLUL XV ACTIVE NEFINANCIARE (cod 71.01 + 71.03) | 71 | | | 380,000 | 380,000 | | | | | 36,957 |

| A | B | 1 | 2 | 3 | 4 | 5 | 6 | 7 | 8=6-7 | 9 |
|---|--------|---|---|---------|---------|--------|--------|--------|-------|--------|
| Active fixe (cod 71.01.01 la 71.01.03+71.01.30) | 7101 | | | 380,000 | 380,000 | | | | | 36,957 |
| Masini, echipamente si mijloace de transport | 710102 | | | 380,000 | 380,000 | | | | | 18,700 |
| Mobilier, aparatura birotica si alte active corporale | 710103 | | | | | | | | | 17,501 |
| Alte active fixe | 710130 | | | | | | | | | 756 |
| A. CHELTUIELILE CURENTE (10+20+30+40+50+51+55+56+58+57+59+60+61) | 01 | | | 773,000 | 773,000 | 76,177 | 76,177 | 76,177 | | 79,966 |

*) Se inscriu denumirea si simbolul capitolelor din bugetul aprobat detaliate pe titluri , articole, alineate, pe structura clasificatiei economice

(bugetele locale, bugetul creditelor externe, bugetul creditelor interne, bugetul fondurilor externe nerambursabile - sursa D, institutii finantate integral sau partial din venituri proprii/activitati finantate integral din veniturii proprii

NOTA: Sumele inscrise in col. 6 "Plati efectuate" cu semnul minus la Titlul 85, art. 85.01 "Plati efectuate din precedenti si recuperate in anul curent", se inscriu si pe col. 4 "Angajamente bugetare" si col. 5 "Angajamente legale" la acelasi cod tot cu semnul minus , astfel incat in col. 7 "Angajamente legale de platit" sa nu fie raportate sume.

Ordonator principal de credite



Directia Economica

Eutmi

610250 Alte cheltuieli in domeniul ordinii

Anexa 7

CONTUL DE EXECUTIE AL INSTITUTIILOR PUBLICE - CHELTUIELI

la data de 31.12.2023

Cod 21 Capitol 610250

Subcapitol

-lei-

| DENUMIREA INDICATORILOR*) | Cod indicator | Credite de angajament | | Credite bugetare | | Angajamente bugetare | Angajamente legale | Plati efectuate | Angajamente legale de platit | Cheltuieli efective |
|---|---------------|-----------------------|------------|------------------|------------|----------------------|--------------------|-----------------|------------------------------|---------------------|
| | | Initiale | Definitive | Initiale | Definitive | | | | | |
| A | B | 1 | 2 | 3 | 4 | 5 | 6 | 7 | 8=6-7 | 9 |
| TOTAL CHELTUIELI(SECTIUNEA DE FUNCTIONARE+SECTIUNEA DE DEZVOLTARE) | | | | 54,000 | 54,000 | 13,502 | 13,502 | 13,502 | | 11,752 |
| SECTIUNEA DE FUNCTIONARE (cod 01+79+85) | | | | 51,000 | 51,000 | 13,502 | 13,502 | 13,502 | | 11,752 |
| CHELTUIELI CURENTE (10+20+30+40+50+51SF+55SF+57+59) | 01 | | | 51,000 | 51,000 | 13,502 | 13,502 | 13,502 | | 11,752 |
| TITLUL II BUNURI SI SERVICII (cod 20.01 la 20.06+20.09 la 20.16+20.18 la 20.25+20.27+20.30) | 20 | | | 51,000 | 51,000 | 13,502 | 13,502 | 13,502 | | 11,752 |
| Bunuri si servicii (cod 20.01.01 la 20.01.09+20.01.30) | 2001 | | | 34,000 | 34,000 | 13,039 | 13,039 | 13,039 | | 11,289 |
| Furnituri de birou | 200101 | | | 3,000 | 4,000 | 3,651 | 3,651 | 3,651 | | 3,651 |
| Carburanti si lubrifianti | 200105 | | | 22,000 | 21,000 | 9,250 | 9,250 | 9,250 | | 7,500 |
| Piese de schimb | 200106 | | | 2,000 | 2,000 | | | | | |
| Materiale si prestari de servicii cu caracter functional | 200109 | | | 6,000 | 6,000 | 138 | 138 | 138 | | 138 |
| Alte bunuri si servicii pentru intretinere si functionare | 200130 | | | 1,000 | 1,000 | | | | | |
| Bunuri de natura obiectelor de inventar (cod 20.05.01+20.05.03+20.05.30) | 2005 | | | 13,000 | 13,000 | | | | | |
| Alte obiecte de inventar | 200530 | | | 13,000 | 13,000 | | | | | |
| Alte cheltuieli (cod 20.30.01 la 20.30.04+20.30.06+20.30.07+20.30.09+20.30.30) | 2030 | | | 4,000 | 4,000 | 463 | 463 | 463 | | 463 |
| Prime de asigurare non-viata | 203003 | | | 4,000 | 4,000 | 463 | 463 | 463 | | 463 |
| SECTIUNEA DE DEZVOLTARE (cod 51+55+56+58+60+61+70+81+85) | | | | 3,000 | 3,000 | | | | | |
| CHELTUIELI DE CAPITAL ((cod 71+72+75) | 70 | | | 3,000 | 3,000 | | | | | |

| A | B | 1 | 2 | 3 | 4 | 5 | 6 | 7 | 8=6-7 | 9 |
|---|--------|---|---|--------|--------|--------|--------|--------|-------|--------|
| TITLUL XV ACTIVE NEFINANCIARE (cod 71.01 + 71.03) | 71 | | | 3,000 | 3,000 | | | | | |
| Active fixe (cod 71.01.01 la 71.01.03+71.01.30) | 7101 | | | 3,000 | 3,000 | | | | | |
| Mobilier, aparatura birotica si alte active corporale | 710103 | | | 3,000 | 3,000 | | | | | |
| A. CHELTUIELILE CURENTE (10+20+30+40+50+51+55+56+58+57+59+60+61) | 01 | | | 51,000 | 51,000 | 13,502 | 13,502 | 13,502 | | 11,752 |

*) Se inscriu denumirea si simbolul capitolelor din bugetul aprobat detaliate pe titluri , articole, alineate, pe structura clasificatiei economice (bugetele locale, bugetul creditelor externe, bugetul creditelor interne, bugetul fondurilor externe nerambursabile - sursa D, institutii finantate integral sau partial din venituri proprii/activitati finantate integral din veniturii proprii
 NOTA: Sumele inscrise in col. 6 "Plati efectuate" cu semnul minus la Titlul 85, art. 85.01 "Plati efectuate din precedenti si recuperate in anul curent", se inscriu si pe col. 4"Angajamente bugetare" si col. 5 "Angajamente legale" la acelasi cod tot cu semnul minus , astfel incat in col. 7 "Angajamente legale de platit" sa nu fie raportate sume.

Ordonator principal de credite



Directia Economica

6402 CHELTUIELI SOCIAL-CULTURALE

Anexa 7

CONTUL DE EXECUTIE AL INSTITUTIILOR PUBLICE - CHELTUIELI

la data de 31.12.2023

Cod 21 Capitol 6402

Subcapitol

-lei-

| DENUMIREA INDICATORILOR*) | Cod indicator | Credite de angajament | | Credite bugetare | | Angajamente bugetare | Angajamente legale | Plati efectuate | Angajamente legale de platit | Cheltuieli efective |
|--|---------------|-----------------------|------------|------------------|-------------|----------------------|--------------------|-----------------|------------------------------|---------------------|
| | | Initiale | Definitive | Initiale | Definitive | | | | | |
| A | B | 1 | 2 | 3 | 4 | 5 | 6 | 7 | 8=6-7 | 9 |
| TOTAL CHELTUIELI(SECTIUNEA DE FUNCTIONARE+SECTIUNEA DE DEZVOLTARE) | | | | 186,879,000 | 186,938,600 | 108,390,670 | 108,390,670 | 108,390,670 | | 108,159,792 |
| SECTIUNEA DE FUNCTIONARE (cod 01+79+85) | | | | 109,264,000 | 114,287,600 | 94,865,356 | 94,865,356 | 94,865,356 | | 95,749,198 |
| CHELTUIELI CURENTE (10+20+30+40+50+51SF+55SF+57+59) | 01 | | | 109,264,000 | 114,287,600 | 95,209,608 | 95,209,608 | 95,209,608 | | 95,749,198 |
| TITLUL I CHELTUIELI DE PERSONAL (cod 10.01 la10.03) | 10 | | | 53,842,000 | 57,526,000 | 54,198,667 | 54,198,667 | 54,198,667 | | 54,074,508 |
| Cheltuieli salariale in bani (cod 10.01.01+10.01.03 la 10.01.17+10.01.29 +10.01.30) | 1001 | | | 51,639,000 | 55,375,000 | 52,092,227 | 52,092,227 | 52,092,227 | | 51,956,752 |
| Salarii de baza | 100101 | | | 40,417,000 | 43,306,000 | 40,312,435 | 40,312,435 | 40,312,435 | | 40,096,004 |
| Sporuri pentru conditii de munca | 100105 | | | 7,913,000 | 7,547,000 | 7,439,514 | 7,439,514 | 7,439,514 | | 7,461,770 |
| Indemnizatii platite unor persoane din afara unitatii | 100112 | | | 300,000 | 549,000 | 500,410 | 500,410 | 500,410 | | 544,940 |
| Drepturi de delegare | 100113 | | | 2,000 | 4,000 | 1,351 | 1,351 | 1,351 | | 1,351 |
| Alocatii pentru transportul la si de la locul de munca | 100115 | | | 180,000 | 180,000 | 159,806 | 159,806 | 159,806 | | 159,806 |
| Indemnizatii de hrana | 100117 | | | 2,387,000 | 2,338,000 | 2,286,772 | 2,286,772 | 2,286,772 | | 2,291,125 |
| Stimulentul de risc | 100129 | | | | 965,000 | 962,500 | 962,500 | 962,500 | | 962,500 |
| Alte drepturi salariale in bani | 100130 | | | 440,000 | 486,000 | 429,439 | 429,439 | 429,439 | | 439,256 |
| Cheltuieli salariale in natura (cod 10.02.01 la 10.02.06+10.02.30) | 1002 | | | 1,012,000 | 969,000 | 953,530 | 953,530 | 953,530 | | 953,530 |
| Vouchere de vacanta | 100206 | | | 1,012,000 | 969,000 | 953,530 | 953,530 | 953,530 | | 953,530 |
| Contributii (cod 10.03.01 la 10.03.08) | 1003 | | | 1,191,000 | 1,182,000 | 1,152,910 | 1,152,910 | 1,152,910 | | 1,164,226 |
| Contributii de asigurari sociale de stat | 100301 | | | 9,000 | 15,000 | 14,715 | 14,715 | 14,715 | | 14,715 |
| Contributii de asigurari de somaj | 100302 | | | 1,000 | 1,000 | 466 | 466 | 466 | | 466 |

| A | B | 1 | 2 | 3 | 4 | 5 | 6 | 7 | 8=6-7 | 9 |
|---|--------|---|---|------------|------------|-----------|-----------|-----------|-------|------------|
| Contributii de asigurari sociale de sanatate | 100303 | | | 3,000 | 5,000 | 4,843 | 4,843 | 4,843 | | 4,843 |
| Contributii de asigurari pentru accidente de munca si boli profesionale | 100304 | | | 1,000 | 1,000 | 140 | 140 | 140 | | 140 |
| Contributii pentru concedii si indemnizatii | 100306 | | | 1,000 | 1,000 | 792 | 792 | 792 | | 792 |
| Contributia asiguratorie pentru munca | 100307 | | | 1,174,000 | 1,156,000 | 1,129,771 | 1,129,771 | 1,129,771 | | 1,140,804 |
| Contributii platite de angajator in numele angajatului | 100308 | | | 2,000 | 3,000 | 2,183 | 2,183 | 2,183 | | 2,466 |
| TITLUL II BUNURI SI SERVICII (cod 20.01 la 20.06+20.09 la 20.16+20.18 la 20.25+20.27+20.30) | 20 | | | 19,020,000 | 19,866,000 | 9,665,074 | 9,665,074 | 9,665,074 | | 10,518,872 |
| Bunuri si servicii (cod 20.01.01 la 20.01.09+20.01.30) | 2001 | | | 8,204,000 | 8,645,000 | 5,071,157 | 5,071,157 | 5,071,157 | | 5,181,997 |
| Furnituri de birou | 200101 | | | 340,000 | 324,000 | 163,513 | 163,513 | 163,513 | | 184,649 |
| Materiale pentru curatenie | 200102 | | | 310,000 | 584,000 | 211,672 | 211,672 | 211,672 | | 271,736 |
| Incalzit, iluminat si forta motrica | 200103 | | | 1,450,000 | 1,870,000 | 1,251,378 | 1,251,378 | 1,251,378 | | 1,212,482 |
| Apa, canal si salubritate | 200104 | | | 429,000 | 540,000 | 397,161 | 397,161 | 397,161 | | 397,112 |
| Carburanti si lubrifianti | 200105 | | | 875,000 | 1,045,000 | 629,846 | 629,846 | 629,846 | | 587,756 |
| Piese de schimb | 200106 | | | 185,000 | 103,000 | 6,255 | 6,255 | 6,255 | | 20,853 |
| Transport | 200107 | | | 505,000 | 505,000 | 2,486 | 2,486 | 2,486 | | 2,486 |
| Posta, telecomunicatii, radio, tv, internet | 200108 | | | 380,000 | 339,000 | 239,921 | 239,921 | 239,921 | | 241,326 |
| Materiale si prestari de servicii cu caracter functional | 200109 | | | 471,000 | 573,000 | 361,473 | 361,473 | 361,473 | | 426,540 |
| Alte bunuri si servicii pentru intretinere si functionare | 200130 | | | 3,259,000 | 2,762,000 | 1,807,452 | 1,807,452 | 1,807,452 | | 1,837,057 |
| Reparatii curente | 2002 | | | 1,787,000 | 1,830,000 | 264,425 | 264,425 | 264,425 | | 264,431 |
| Hrana (cod 20.03.01+20.03.02) | 2003 | | | 4,690,000 | 4,790,000 | 2,614,141 | 2,614,141 | 2,614,141 | | 2,937,541 |
| Hrana pentru oameni | 200301 | | | 4,690,000 | 4,790,000 | 2,614,141 | 2,614,141 | 2,614,141 | | 2,937,341 |
| Hrana pentru animale | 200302 | | | | | | | | | 200 |
| Medicamente si materiale sanitare (cod 20.04.01 la 20.04.04) | 2004 | | | 562,000 | 638,000 | 228,575 | 228,575 | 228,575 | | 359,938 |
| Medicamente | 200401 | | | 285,000 | 295,000 | 187,072 | 187,072 | 187,072 | | 197,724 |
| Materiale sanitare | 200402 | | | 185,000 | 215,000 | 35,193 | 35,193 | 35,193 | | 54,384 |
| Dezinfectanti | 200404 | | | 92,000 | 128,000 | 6,310 | 6,310 | 6,310 | | 107,830 |
| Bunuri de natura obiectelor de inventar (cod 20.05.01+20.05.03+20.05.30) | 2005 | | | 1,297,000 | 1,354,000 | 375,373 | 375,373 | 375,373 | | 667,448 |
| Uniforme si echipament | 200501 | | | 340,000 | 340,000 | 94,227 | 94,227 | 94,227 | | 199,648 |
| Lenjerie si accesorii de pat | 200503 | | | 264,000 | 349,000 | 48,006 | 48,006 | 48,006 | | 75,460 |
| Alte obiecte de inventar | 200530 | | | 693,000 | 665,000 | 233,140 | 233,140 | 233,140 | | 392,340 |
| Deplasari, detasari, transferari (cod 20.06.01+20.06.02) | 2006 | | | 53,000 | 60,000 | 13,538 | 13,538 | 13,538 | | 13,538 |

| A | B | 1 | 2 | 3 | 4 | 5 | 6 | 7 | 8=6-7 | 9 |
|--|--------|---|---|------------|------------|------------|------------|------------|-------|------------|
| Deplasari interne, detasari, transferari | 200601 | | | 53,000 | 60,000 | 13,538 | 13,538 | 13,538 | | 13,538 |
| Carti, publicatii si materiale documentare | 2011 | | | 117,000 | 117,000 | 80,251 | 80,251 | 80,251 | | 860 |
| Consultanta si expertiza | 2012 | | | 50,000 | 50,000 | | | | | |
| Pregatire profesionala | 2013 | | | 143,000 | 126,000 | 63,614 | 63,614 | 63,614 | | 63,614 |
| Protectia muncii | 2014 | | | 189,000 | 225,000 | 107,448 | 107,448 | 107,448 | | 94,338 |
| Cheltuieli judiciare si extrajudiciare derivate din actiuni in reprezentarea intereselor statului, potrivit dispozitiilor legale | 2025 | | | 26,000 | 53,000 | 39,405 | 39,405 | 39,405 | | 22,805 |
| Alte cheltuieli (cod 20.30.01 la 20.30.04+20.30.06+20.30.07+20.30.09+20.30.30) | 2030 | | | 1,902,000 | 1,978,000 | 807,147 | 807,147 | 807,147 | | 912,362 |
| Prime de asigurare non-viata | 203003 | | | 91,000 | 91,000 | 28,114 | 28,114 | 28,114 | | 28,114 |
| Alte cheltuieli cu bunuri si servicii | 203030 | | | 1,811,000 | 1,887,000 | 779,033 | 779,033 | 779,033 | | 884,248 |
| TITLUL VI TRANSFERURI INTRE UNITATI ALE ADMINISTRATIEI PUBLICE (cod 51.01) (cod 51.01) | 51 | | | 16,043,000 | 15,193,000 | 11,938,336 | 11,938,336 | 11,938,336 | | 11,938,336 |
| Transferuri curente (cod 51.01.01+51.01.03+51.01.05+51.01.14+51.01.15+ 51.01.24 +51.01.26 +51.01.31+51.01.39+51.01.46+51.01.49+51.01.60+51.01.61+51.01.64) | 5101 | | | 16,043,000 | 15,193,000 | 11,938,336 | 11,938,336 | 11,938,336 | | 11,938,336 |
| Transferuri catre institutii publice | 510101 | | | 8,427,000 | 8,427,000 | 7,174,213 | 7,174,213 | 7,174,213 | | 7,174,213 |
| Transferuri din bugetele locale pentru institutiile de asistenta sociala pentru persoanele cu handicap | 510115 | | | 1,250,000 | | | | | | |
| Transferuri din bugetele locale pentru finantarea cheltuielilor curente din domeniul sanatatii | 510146 | | | 6,366,000 | 6,766,000 | 4,764,123 | 4,764,123 | 4,764,123 | | 4,764,123 |
| TITLUL IX ASISTENTA SOCIALA (cod 57.02) | 57 | | | 8,139,000 | 8,935,000 | 8,118,152 | 8,118,152 | 8,118,152 | | 7,928,103 |
| Ajutoare sociale (cod 57.02.01 la 57.02.05) | 5702 | | | 8,139,000 | 8,935,000 | 8,118,152 | 8,118,152 | 8,118,152 | | 7,928,103 |
| Ajutoare sociale in numerar | 570201 | | | 3,071,000 | 3,113,000 | 2,467,462 | 2,467,462 | 2,467,462 | | 2,471,193 |
| Ajutoare sociale in natura | 570202 | | | 5,068,000 | 5,822,000 | 5,650,690 | 5,650,690 | 5,650,690 | | 5,456,910 |
| TITLUL XI ALTE CHELTUIELI (cod 59.01+59.02+59.08+59.11+59.12+59.15+ 59.17+59.20+59.22+59.25+59.30+ 59.35+ 59.40+59.41) | 59 | | | 12,220,000 | 12,767,600 | 11,289,379 | 11,289,379 | 11,289,379 | | 11,289,379 |
| Burse | 5901 | | | 660,000 | 512,600 | 450,600 | 450,600 | 450,600 | | 450,600 |
| Contributii la salarizarea personalului neclerical | 5915 | | | 11,000,000 | 11,695,000 | 10,481,870 | 10,481,870 | 10,481,870 | | 10,481,870 |
| Despagubiri civile | 5917 | | | 20,000 | 20,000 | 2,300 | 2,300 | 2,300 | | 2,300 |
| Sume aferente persoanelor cu handicap neincadrate | 5940 | | | 540,000 | 540,000 | 354,609 | 354,609 | 354,609 | | 354,609 |
| TITLUL XXI PLATI EFECTUATE IN ANII PRECEDENTI SI RECUPERATE IN ANUL CURENT(85.01) | 85F | | | | | -344,252 | -344,252 | -344,252 | | |

| A | B | 1 | 2 | 3 | 4 | 5 | 6 | 7 | 8=6-7 | 9 |
|--|--------|---|---|------------|------------|------------|------------|------------|-------|------------|
| Plati efectuate in anii precedenti si recuperate in anul curent (cod 85.01.01) | 8501F | | | | | -344,252 | -344,252 | -344,252 | | |
| Plati efectuate in anii precedenti si recuperate in anul curent în sectiunea de functionare a bugetului local | 850101 | | | | | -344,252 | -344,252 | -344,252 | | |
| SECTIUNEA DE DEZVOLTARE (cod 51+55+56+58+60+61+70+81+85) | | | | 77,615,000 | 72,651,000 | 13,525,314 | 13,525,314 | 13,525,314 | | 12,410,594 |
| TITLUL VI TRANSFERURI INTRE UNITATI ALE ADMINISTRATIEI PUBLICE (cod 51.02) | 51 | | | 45,391,000 | 45,391,000 | 5,107,705 | 5,107,705 | 5,107,705 | | 5,107,705 |
| Transferuri de capital (cod 51.02.12+51.02.28+51.02.29) | 5102 | | | 45,391,000 | 45,391,000 | 5,107,705 | 5,107,705 | 5,107,705 | | 5,107,705 |
| Transferuri din bugetele locale pentru finantarea cheltuielilor de capital din domeniul sanatatii | 510228 | | | 44,715,000 | 44,715,000 | 5,050,051 | 5,050,051 | 5,050,051 | | 5,050,051 |
| Alte transferuri de capital catre institutii publice | 510229 | | | 676,000 | 676,000 | 57,654 | 57,654 | 57,654 | | 57,654 |
| TITLUL X Proiecte cu finantare din fonduri externe nerambursabile aferente cadrului financiar 2014-2020 (cod 58.01 la 58.05+58.11+58.12+58.15+58.16+58.30) | 58 | | | 12,154,000 | 12,154,000 | 6,891,980 | 6,891,980 | 6,891,980 | | 6,385,625 |
| Programe din Fondul Social European (FSE) (cod 58.02.01 la 58.02.03) | 5802 | | | 12,154,000 | 12,154,000 | 6,891,980 | 6,891,980 | 6,891,980 | | 6,385,625 |
| Finantarea nationala | 580201 | | | 1,698,000 | 1,698,000 | 971,242 | 971,242 | 971,242 | | 898,605 |
| Finantarea externa nerambursabila | 580202 | | | 10,426,000 | 10,426,000 | 5,920,738 | 5,920,738 | 5,920,738 | | 5,487,020 |
| Cheltuieli neeligibile | 580203 | | | 30,000 | 30,000 | | | | | |
| CHELTUIELI DE CAPITAL ((cod 71+72+75) | 70 | | | 20,070,000 | 15,106,000 | 1,528,470 | 1,528,470 | 1,528,470 | | 917,264 |
| TITLUL XV ACTIVE NEFINANCIARE (cod 71.01 + 71.03) | 71 | | | 20,070,000 | 15,106,000 | 1,528,470 | 1,528,470 | 1,528,470 | | 917,264 |
| Active fixe (cod 71.01.01 la 71.01.03+71.01.30) | 7101 | | | 16,307,000 | 11,088,000 | 757,884 | 757,884 | 757,884 | | 917,264 |
| Constructii | 710101 | | | 12,765,000 | 7,426,000 | 146,670 | 146,670 | 146,670 | | 153,859 |
| Masini, echipamente si mijloace de transport | 710102 | | | 730,000 | 690,000 | | | | | 348,956 |
| Mobilier, aparatura birotica si alte active corporale | 710103 | | | 2,232,000 | 2,212,000 | 501,331 | 501,331 | 501,331 | | 193,924 |
| Alte active fixe | 710130 | | | 580,000 | 760,000 | 109,883 | 109,883 | 109,883 | | 220,525 |
| Reparatii capitale aferente activelor fixe | 7103 | | | 3,763,000 | 4,018,000 | 770,586 | 770,586 | 770,586 | | |
| TITLUL XXI PLATI EFECTUATE IN ANII PRECEDENTI SI RECUPERATE IN ANUL CURENT (85.01) | 85 | | | | | -2,841 | -2,841 | -2,841 | | |
| Plati efectuate in anii precedenti si recuperate in anul curent (cod 85.01.02+85.01.05) | 8501 | | | | | -2,841 | -2,841 | -2,841 | | |
| Plati efectuate in anii precedenti si recuperate in anul curent în sectiunea de dezvoltare a bugetului local | 850102 | | | | | -2,841 | -2,841 | -2,841 | | |

| A | B | 1 | 2 | 3 | 4 | 5 | 6 | 7 | 8=6-7 | 9 |
|--|------|---|---|-------------|-------------|-------------|-------------|-------------|-------|-------------|
| TITLUL VI TRANSFERURI INTRE UNITATI ALE ADMINISTRATIEI PUBLICE (cod 51.01+51.02) | 51 | | | 61,434,000 | 60,584,000 | 17,046,041 | 17,046,041 | 17,046,041 | | 17,046,041 |
| | 84 | | | | | -347,093 | -347,093 | -347,093 | | |
| A. CHELTUIELILE CURENTE (10+20+30+40+50+51+55+56+58+57+59+60+61) | 01 | | | 166,809,000 | 171,832,600 | 107,209,293 | 107,209,293 | 107,209,293 | | 107,242,528 |
| TITLUL XIX PLATI EFECTUATE IN ANII PRECEDENTI SI RECUPERATE IN ANUL CURENT (85.01) | 85 | | | | | -347,093 | -347,093 | -347,093 | | |
| Plati efectuate in anii precedenti si recuperate in anul curent (cod 85.01.02+85.01.05) | 8501 | | | | | -347,093 | -347,093 | -347,093 | | |

*) Se inscriu denumirea si simbolul capitolelor din bugetul aprobat detaliate pe titluri , articole, alineate, pe structura clasificatiei economice

(bugetele locale, bugetul creditelor externe, bugetul creditelor interne, bugetul fondurilor externe nerambursabile - sursa D, institutii finantate integral sau partial din venituri proprii/activitati finantate integral din veniturii proprii

NOTA: Sumele inscrise in col. 6 "Plati efectuate" cu semnul minus la Titlul 85, art. 85.01 "Plati efectuate din precedenti si recuperate in anul curent", se inscriu si pe col. 4 "Angajamente bugetare" si col. 5 "Angajamente legale" la acelasi cod tot cu semnul minus , astfel incat in col. 7 "Angajamente legale de platit" sa nu fie raportate sume.

Ordonator principal de credite



Directia Economica

CONTUL DE EXECUTIE AL INSTITUTIILOR PUBLICE - CHELTUIELI

la data de 31.12.2023

Cod 21 Capitol 6502

Subcapitol

-lei-

| DENUMIREA INDICATORILOR*) | Cod indicator | Credite de angajament | | Credite bugetare | | Angajamente bugetare | Angajamente legale | Plati efectuate | Angajamente legale de platit | Cheltuieli efective |
|---|---------------|-----------------------|------------|------------------|------------|----------------------|--------------------|-----------------|------------------------------|---------------------|
| | | Initiale | Definitive | Initiale | Definitive | | | | | |
| A | B | 1 | 2 | 3 | 4 | 5 | 6 | 7 | 8=6-7 | 9 |
| TOTAL CHELTUIELI(SECTIUNEA DE FUNCTIONARE+SECTIUNEA DE DEZVOLTARE) | | | | 19,771,000 | 18,620,600 | 11,747,891 | 11,747,891 | 11,747,891 | | 10,853,020 |
| SECTIUNEA DE FUNCTIONARE (cod 01+79+85) | | | | 10,072,000 | 8,921,600 | 6,937,059 | 6,937,059 | 6,937,059 | | 6,439,524 |
| CHELTUIELI CURENTE (10+20+30+40+50+51SF+55SF+57+59) | 01 | | | 10,072,000 | 8,921,600 | 6,937,059 | 6,937,059 | 6,937,059 | | 6,439,524 |
| TITLUL I CHELTUIELI DE PERSONAL (cod 10.01 la10.03) | 10 | | | 270,000 | 270,000 | 213,798 | 213,798 | 213,798 | | 213,798 |
| Cheltuieli salariale in bani (cod 10.01.01+10.01.03 la 10.01.17+10.01.29 +10.01.30) | 1001 | | | 265,000 | 265,000 | 212,606 | 212,606 | 212,606 | | 212,606 |
| Indemnizatii platite unor persoane din afara unitatii | 100112 | | | 85,000 | 85,000 | 52,800 | 52,800 | 52,800 | | 52,800 |
| Alocatii pentru transportul la si de la locul de munca | 100115 | | | 180,000 | 180,000 | 159,806 | 159,806 | 159,806 | | 159,806 |
| Contributii (cod 10.03.01 la 10.03.08) | 1003 | | | 5,000 | 5,000 | 1,192 | 1,192 | 1,192 | | 1,192 |
| Contributia asiguratorie pentru munca | 100307 | | | 5,000 | 5,000 | 1,192 | 1,192 | 1,192 | | 1,192 |
| TITLUL II BUNURI SI SERVICII (cod 20.01 la 20.06+20.09 la 20.16+20.18 la 20.25+20.27+20.30) | 20 | | | 2,627,000 | 2,627,000 | 1,043,214 | 1,043,214 | 1,043,214 | | 981,485 |
| Bunuri si servicii (cod 20.01.01 la 20.01.09+20.01.30) | 2001 | | | 1,754,000 | 1,783,000 | 809,627 | 809,627 | 809,627 | | 781,388 |
| Furnituri de birou | 200101 | | | 85,000 | 85,000 | 63,990 | 63,990 | 63,990 | | 49,090 |
| Materiale pentru curatenie | 200102 | | | 35,000 | 40,000 | 23,592 | 23,592 | 23,592 | | 26,334 |
| Incalzit, iluminat si forta motrica | 200103 | | | 390,000 | 390,000 | 201,088 | 201,088 | 201,088 | | 201,088 |
| Apa, canal si salubritate | 200104 | | | 44,000 | 45,000 | 35,032 | 35,032 | 35,032 | | 35,032 |
| Carburanti si lubrifianti | 200105 | | | 65,000 | 65,000 | 44,150 | 44,150 | 44,150 | | 36,550 |
| Piese de schimb | 200106 | | | 40,000 | 40,000 | 3,360 | 3,360 | 3,360 | | 3,360 |
| Transport | 200107 | | | 500,000 | 500,000 | | | | | |

| A | B | 1 | 2 | 3 | 4 | 5 | 6 | 7 | 8=6-7 | 9 |
|--|--------|---|---|-----------|-----------|-----------|-----------|-----------|-------|-----------|
| Posta, telecomunicatii, radio, tv, internet | 200108 | | | 20,000 | 19,000 | 11,186 | 11,186 | 11,186 | | 11,186 |
| Materiale si prestari de servicii cu caracter functional | 200109 | | | 170,000 | 290,000 | 167,437 | 167,437 | 167,437 | | 158,818 |
| Alte bunuri si servicii pentru intretinere si functionare | 200130 | | | 405,000 | 309,000 | 259,792 | 259,792 | 259,792 | | 259,930 |
| Reparatii curente | 2002 | | | 401,000 | 384,000 | 76,643 | 76,643 | 76,643 | | 76,644 |
| Medicamente si materiale sanitare (cod 20.04.01 la 20.04.04) | 2004 | | | 39,000 | 39,000 | 391 | 391 | 391 | | 30,208 |
| Medicamente | 200401 | | | 3,000 | 3,000 | 200 | 200 | 200 | | 200 |
| Materiale sanitare | 200402 | | | 22,000 | 22,000 | 125 | 125 | 125 | | 4,961 |
| Dezinfectanti | 200404 | | | 14,000 | 14,000 | 66 | 66 | 66 | | 25,047 |
| Bunuri de natura obiectelor de inventar (cod 20.05.01+20.05.03+20.05.30) | 2005 | | | 236,000 | 222,000 | 63,308 | 63,308 | 63,308 | | |
| Uniforme si echipament | 200501 | | | 6,000 | 6,000 | | | | | |
| Alte obiecte de inventar | 200530 | | | 230,000 | 216,000 | 63,308 | 63,308 | 63,308 | | |
| Deplasari, detasari, transferari (cod 20.06.01+20.06.02) | 2006 | | | 11,000 | 18,000 | 5,683 | 5,683 | 5,683 | | 5,683 |
| Deplasari interne, detasari, transferari | 200601 | | | 11,000 | 18,000 | 5,683 | 5,683 | 5,683 | | 5,683 |
| Carti, publicatii si materiale documentare | 2011 | | | 17,000 | 17,000 | 860 | 860 | 860 | | 860 |
| Pregatire profesionala | 2013 | | | 80,000 | 75,000 | 60,964 | 60,964 | 60,964 | | 60,964 |
| Protectia muncii | 2014 | | | 9,000 | 9,000 | 6,215 | 6,215 | 6,215 | | 6,215 |
| Cheltuieli judiciare si extrajudiciare derivate din actiuni in reprezentarea intereselor statului, potrivit dispozitiilor legale | 2025 | | | 5,000 | 5,000 | | | | | |
| Alte cheltuieli (cod 20.30.01 la 20.30.04+20.30.06+20.30.07+20.30.09+20.30.30) | 2030 | | | 75,000 | 75,000 | 19,523 | 19,523 | 19,523 | | 19,523 |
| Alte cheltuieli cu bunuri si servicii | 203030 | | | 75,000 | 75,000 | 19,523 | 19,523 | 19,523 | | 19,523 |
| TITLUL IX ASISTENTA SOCIALA (cod 57.02) | 57 | | | 6,515,000 | 5,512,000 | 5,229,447 | 5,229,447 | 5,229,447 | | 4,793,641 |
| Ajutoare sociale (cod 57.02.01 la 57.02.05) | 5702 | | | 6,515,000 | 5,512,000 | 5,229,447 | 5,229,447 | 5,229,447 | | 4,793,641 |
| Ajutoare sociale in numerar | 570201 | | | 1,447,000 | 1,447,000 | 1,164,730 | 1,164,730 | 1,164,730 | | 1,164,730 |
| Ajutoare sociale in natura | 570202 | | | 5,068,000 | 4,065,000 | 4,064,717 | 4,064,717 | 4,064,717 | | 3,628,911 |
| TITLUL XI ALTE CHELTUIELI (cod 59.01+59.02+59.08+59.11+59.12+59.15+59.17+59.20+59.22+59.25+59.30+59.35+59.40+59.41) | 59 | | | 660,000 | 512,600 | 450,600 | 450,600 | 450,600 | | 450,600 |
| Burse | 5901 | | | 660,000 | 512,600 | 450,600 | 450,600 | 450,600 | | 450,600 |
| SECTIUNEA DE DEZVOLTARE (cod 51+55+56+58+60+61+70+81+85) | | | | 9,699,000 | 9,699,000 | 4,810,832 | 4,810,832 | 4,810,832 | | 4,413,496 |
| TITLUL X Proiecte cu finantare din fonduri externe nerambursabile aferente cadrului financiar 2014-2020 (cod | 58 | | | 8,322,000 | 8,322,000 | 4,435,215 | 4,435,215 | 4,435,215 | | 4,096,771 |

| A | B | 1 | 2 | 3 | 4 | 5 | 6 | 7 | 8=6-7 | 9 |
|--|--------|---|---|------------|------------|------------|------------|------------|-------|------------|
| 58.01 la 58.05+58.11+58.12+58.15+58.16+58.30) | | | | | | | | | | |
| Programe din Fondul Social European (FSE) (cod 58.02.01 la 58.02.03) | 5802 | | | 8,322,000 | 8,322,000 | 4,435,215 | 4,435,215 | 4,435,215 | | 4,096,771 |
| Finantarea nationala | 580201 | | | 1,105,000 | 1,105,000 | 587,347 | 587,347 | 587,347 | | 542,451 |
| Finantarea externa nerambursabila | 580202 | | | 7,217,000 | 7,217,000 | 3,847,868 | 3,847,868 | 3,847,868 | | 3,554,320 |
| CHELTUIELI DE CAPITAL ((cod 71+72+75) | 70 | | | 1,377,000 | 1,377,000 | 375,617 | 375,617 | 375,617 | | 316,725 |
| TITLUL XV ACTIVE NEFINANCIARE (cod 71.01 + 71.03) | 71 | | | 1,377,000 | 1,377,000 | 375,617 | 375,617 | 375,617 | | 316,725 |
| Active fixe (cod 71.01.01 la 71.01.03+71.01.30) | 7101 | | | 1,377,000 | 1,377,000 | 375,617 | 375,617 | 375,617 | | 316,725 |
| Constructii | 710101 | | | | | | | | | 340 |
| Masini, echipamente si mijloace de transport | 710102 | | | 400,000 | 400,000 | | | | | 84,364 |
| Mobilier, aparatura birotica si alte active corporale | 710103 | | | 770,000 | 770,000 | 287,992 | 287,992 | 287,992 | | 66,992 |
| Alte active fixe | 710130 | | | 207,000 | 207,000 | 87,625 | 87,625 | 87,625 | | 165,029 |
| A. CHELTUIELILE CURENTE (10+20+30+40+50+51+55+56+58+57+59+60+61) | 01 | | | 18,394,000 | 17,243,600 | 11,372,274 | 11,372,274 | 11,372,274 | | 10,536,295 |

*) Se inscriu denumirea si simbolul capitolelor din bugetul aprobat detaliate pe titluri , articole, alineate, pe structura clasificatiei economice

(bugetele locale, bugetul creditelor externe, bugetul creditelor interne, bugetul fondurilor externe nerambursabile - sursa D, institutii finantate integral sau partial din venituri proprii/activitati finantate integral din veniturii proprii

NOTA: Sumele inscrise in col. 6 "Plati efectuate" cu semnul minus la Titlul 85, art. 85.01 "Plati efectuate din precedenti si recuperate in anul curent", se inscriu si pe col. 4 "Angajamente bugetare" si col. 5 "Angajamente legale" la acelasi cod tot cu semnul minus , astfel incat in col. 7 "Angajamente legale de platit" sa nu fie raportate sume.

Ordonator principal de credite



Directia Economica

Eutimi

CONTUL DE EXECUTIE AL INSTITUTIILOR PUBLICE - CHELTUIELI

la data de 31.12.2023

Cod 21 Capitol 650203

Subcapitol

-lei-

| DENUMIREA INDICATORILOR*) | Cod indicator | Credite de angajament | | Credite bugetare | | Angajamente bugetare | Angajamente legale | Plati efectuate | Angajamente legale de platit | Cheltuieli efective |
|---|---------------|-----------------------|------------|------------------|------------|----------------------|--------------------|-----------------|------------------------------|---------------------|
| | | Initiale | Definitive | Initiale | Definitive | | | | | |
| A | B | 1 | 2 | 3 | 4 | 5 | 6 | 7 | 8=6-7 | 9 |
| TOTAL CHELTUIELI(SECTIUNEA DE FUNCTIONARE+SECTIUNEA DE DEZVOLTARE) | | | | 5,068,000 | 4,065,000 | 4,064,717 | 4,064,717 | 4,064,717 | | 3,628,911 |
| SECTIUNEA DE FUNCTIONARE (cod 01+79+85) | | | | 5,068,000 | 4,065,000 | 4,064,717 | 4,064,717 | 4,064,717 | | 3,628,911 |
| CHELTUIELI CURENTE (10+20+30+40+50+51SF+55SF+57+59) | 01 | | | 5,068,000 | 4,065,000 | 4,064,717 | 4,064,717 | 4,064,717 | | 3,628,911 |
| TITLUL IX ASISTENTA SOCIALA (cod 57.02) | 57 | | | 5,068,000 | 4,065,000 | 4,064,717 | 4,064,717 | 4,064,717 | | 3,628,911 |
| Ajutoare sociale (cod 57.02.01 la 57.02.05) | 5702 | | | 5,068,000 | 4,065,000 | 4,064,717 | 4,064,717 | 4,064,717 | | 3,628,911 |
| Ajutoare sociale in natura | 570202 | | | 5,068,000 | 4,065,000 | 4,064,717 | 4,064,717 | 4,064,717 | | 3,628,911 |
| A. CHELTUIELILE CURENTE (10+20+30+40+50+51+55+56+58+57+59+60+61) | 01 | | | 5,068,000 | 4,065,000 | 4,064,717 | 4,064,717 | 4,064,717 | | 3,628,911 |

*) Se inscriu denumirea si simbolul capitelor din bugetul aprobat detaliate pe titluri , articole, alineate, pe structura clasificatiei economice (bugetele locale, bugetul creditelor externe, bugetul creditelor interne, bugetul fondurilor externe nerambursabile - sursa D, institutii finantate integral sau partial din venituri proprii/activitati finantate integral din veniturii proprii
 NOTA: Sumele inscrise in col. 6 "Plati efectuate" cu semnul minus la Titlul 85, art. 85.01 "Plati efectuate din precedenti si recuperate in anul curent", se inscriu si pe col. 4"Angajamente bugetare" si col. 5 "Angajamente legale" la acelasi cod tot cu semnul minus , astfel incat in col. 7 "Angajamente legale de platit" sa nu fie raportate sume.

Ordonator principal de credite



Directia Economica

CONTUL DE EXECUTIE AL INSTITUTIILOR PUBLICE - CHELTUIELI

la data de 31.12.2023

Cod 21 Capitol 65020301

Subcapitol

-lei-

| DENUMIREA INDICATORILOR*) | Cod indicator | Credite de angajament | | Credite bugetare | | Angajamente bugetare | Angajamente legale | Plati efectuate | Angajamente legale de platit | Cheltuieli efective |
|---|---------------|-----------------------|------------|------------------|------------|----------------------|--------------------|-----------------|------------------------------|---------------------|
| | | Initiale | Definitive | Initiale | Definitive | | | | | |
| A | B | 1 | 2 | 3 | 4 | 5 | 6 | 7 | 8=6-7 | 9 |
| TOTAL CHELTUIELI(SECTIUNEA DE FUNCTIONARE+SECTIUNEA DE DEZVOLTARE) | | | | 1,774,000 | 744,400 | 744,321 | 744,321 | 744,321 | | 666,498 |
| SECTIUNEA DE FUNCTIONARE (cod 01+79+85) | | | | 1,774,000 | 744,400 | 744,321 | 744,321 | 744,321 | | 666,498 |
| CHELTUIELI CURENTE (10+20+30+40+50+51SF+55SF+57+59) | 01 | | | 1,774,000 | 744,400 | 744,321 | 744,321 | 744,321 | | 666,498 |
| TITLUL IX ASISTENTA SOCIALA (cod 57.02) | 57 | | | 1,774,000 | 744,400 | 744,321 | 744,321 | 744,321 | | 666,498 |
| Ajutoare sociale (cod 57.02.01 la 57.02.05) | 5702 | | | 1,774,000 | 744,400 | 744,321 | 744,321 | 744,321 | | 666,498 |
| Ajutoare sociale in natura | 570202 | | | 1,774,000 | 744,400 | 744,321 | 744,321 | 744,321 | | 666,498 |
| A. CHELTUIELILE CURENTE (10+20+30+40+50+51+55+56+58+57+59+60+61) | 01 | | | 1,774,000 | 744,400 | 744,321 | 744,321 | 744,321 | | 666,498 |

*) Se inscriu denumirea si simbolul capitelor din bugetul aprobat detaliate pe titluri , articole, alineate, pe structura clasificatiei economice (bugetele locale, bugetul creditelor externe, bugetul creditelor interne, bugetul fondurilor externe nerambursabile - sursa D, institutii finantate integral sau partial din venituri proprii/activitati finantate integral din veniturii proprii
 NOTA: Sumele inscrise in col. 6 "Plati efectuate" cu semnul minus la Titlul 85, art. 85.01 "Plati efectuate din precedenti si recuperate in anul curent", se inscriu si pe col. 4"Angajamente bugetare" si col. 5 "Angajamente legale" la acelasi cod tot cu semnul minus , astfel incat in col. 7 "Angajamente legale de platit" sa nu fie raportate sume.

Ordonator principal de credite



Directia Economica

CONTUL DE EXECUTIE AL INSTITUTIILOR PUBLICE - CHELTUIELI

la data de 31.12.2023

Cod 21 Capitol 65020302

Subcapitol

-lei-

| DENUMIREA INDICATORILOR*) | Cod indicator | Credite de angajament | | Credite bugetare | | Angajamente bugetare | Angajamente legale | Plati efectuate | Angajamente legale de platit | Cheltuieli efective |
|---|---------------|-----------------------|------------|------------------|------------|----------------------|--------------------|-----------------|------------------------------|---------------------|
| | | Initiale | Definitive | Initiale | Definitive | | | | | |
| A | B | 1 | 2 | 3 | 4 | 5 | 6 | 7 | 8=6-7 | 9 |
| TOTAL CHELTUIELI(SECTIUNEA DE FUNCTIONARE+SECTIUNEA DE DEZVOLTARE) | | | | 3,294,000 | 3,320,600 | 3,320,396 | 3,320,396 | 3,320,396 | | 2,962,413 |
| SECTIUNEA DE FUNCTIONARE (cod 01+79+85) | | | | 3,294,000 | 3,320,600 | 3,320,396 | 3,320,396 | 3,320,396 | | 2,962,413 |
| CHELTUIELI CURENTE (10+20+30+40+50+51SF+55SF+57+59) | 01 | | | 3,294,000 | 3,320,600 | 3,320,396 | 3,320,396 | 3,320,396 | | 2,962,413 |
| TITLUL IX ASISTENTA SOCIALA (cod 57.02) | 57 | | | 3,294,000 | 3,320,600 | 3,320,396 | 3,320,396 | 3,320,396 | | 2,962,413 |
| Ajutoare sociale (cod 57.02.01 la 57.02.05) | 5702 | | | 3,294,000 | 3,320,600 | 3,320,396 | 3,320,396 | 3,320,396 | | 2,962,413 |
| Ajutoare sociale in natura | 570202 | | | 3,294,000 | 3,320,600 | 3,320,396 | 3,320,396 | 3,320,396 | | 2,962,413 |
| A. CHELTUIELILE CURENTE (10+20+30+40+50+51+55+56+58+57+59+60+61) | 01 | | | 3,294,000 | 3,320,600 | 3,320,396 | 3,320,396 | 3,320,396 | | 2,962,413 |

*) Se inscriu denumirea si simbolul capitolelor din bugetul aprobat detaliate pe titluri , articole, alineate, pe structura clasificatiei economice

(bugetele locale, bugetul creditelor externe, bugetul creditelor interne, bugetul fondurilor externe nerambursabile - sursa D, institutii finantate integral sau partial din venituri proprii/activitati finantate integral din veniturii proprii

NOTA: Sumele inscrise in col. 6 "Plati efectuate" cu semnul minus la Titlul 85, art. 85.01 "Plati efectuate din precedenti si recuperate in anul curent", se inscriu si pe col. 4 "Angajamente bugetare" si col. 5 "Angajamente legale" la acelasi cod tot cu semnul minus , astfel incat in col. 7 "Angajamente legale de platit" sa nu fie raportate sume.

Ordonator principal de credite



Directia Economica

CONTUL DE EXECUTIE AL INSTITUTIILOR PUBLICE - CHELTUIELI

la data de 31.12.2023

Cod 21 Capitol 650207

Subcapitol

-lei-

| DENUMIREA INDICATORILOR*) | Cod indicator | Credite de angajament | | Credite bugetare | | Angajamente bugetare | Angajamente legale | Plati efectuate | Angajamente legale de platit | Cheltuieli efective |
|---|---------------|-----------------------|------------|------------------|------------|----------------------|--------------------|-----------------|------------------------------|---------------------|
| | | Initiale | Definitive | Initiale | Definitive | | | | | |
| A | B | 1 | 2 | 3 | 4 | 5 | 6 | 7 | 8=6-7 | 9 |
| TOTAL CHELTUIELI(SECTIUNEA DE FUNCTIONARE+SECTIUNEA DE DEZVOLTARE) | | | | 14,203,000 | 14,055,600 | 7,683,174 | 7,683,174 | 7,683,174 | | 7,224,109 |
| SECTIUNEA DE FUNCTIONARE (cod 01+79+85) | | | | 4,504,000 | 4,356,600 | 2,872,342 | 2,872,342 | 2,872,342 | | 2,810,613 |
| CHELTUIELI CURENTE (10+20+30+40+50+51SF+55SF+57+59) | 01 | | | 4,504,000 | 4,356,600 | 2,872,342 | 2,872,342 | 2,872,342 | | 2,810,613 |
| TITLUL I CHELTUIELI DE PERSONAL (cod 10.01 la10.03) | 10 | | | 270,000 | 270,000 | 213,798 | 213,798 | 213,798 | | 213,798 |
| Cheltuieli salariale in bani (cod 10.01.01+10.01.03 la 10.01.17+10.01.29 +10.01.30) | 1001 | | | 265,000 | 265,000 | 212,606 | 212,606 | 212,606 | | 212,606 |
| Indemnizatii platite unor persoane din afara unitatii | 100112 | | | 85,000 | 85,000 | 52,800 | 52,800 | 52,800 | | 52,800 |
| Alocatii pentru transportul la si de la locul de munca | 100115 | | | 180,000 | 180,000 | 159,806 | 159,806 | 159,806 | | 159,806 |
| Contributii (cod 10.03.01 la 10.03.08) | 1003 | | | 5,000 | 5,000 | 1,192 | 1,192 | 1,192 | | 1,192 |
| Contributia asiguratorie pentru munca | 100307 | | | 5,000 | 5,000 | 1,192 | 1,192 | 1,192 | | 1,192 |
| TITLUL II BUNURI SI SERVICII (cod 20.01 la 20.06+20.09 la 20.16+20.18 la 20.25+20.27+20.30) | 20 | | | 2,127,000 | 2,127,000 | 1,043,214 | 1,043,214 | 1,043,214 | | 981,485 |
| Bunuri si servicii (cod 20.01.01 la 20.01.09+20.01.30) | 2001 | | | 1,254,000 | 1,283,000 | 809,627 | 809,627 | 809,627 | | 781,388 |
| Furnituri de birou | 200101 | | | 85,000 | 85,000 | 63,990 | 63,990 | 63,990 | | 49,090 |
| Materiale pentru curatenie | 200102 | | | 35,000 | 40,000 | 23,592 | 23,592 | 23,592 | | 26,334 |
| Incalzit, iluminat si forta motrica | 200103 | | | 390,000 | 390,000 | 201,088 | 201,088 | 201,088 | | 201,088 |
| Apa, canal si salubritate | 200104 | | | 44,000 | 45,000 | 35,032 | 35,032 | 35,032 | | 35,032 |
| Carburanti si lubrifianti | 200105 | | | 65,000 | 65,000 | 44,150 | 44,150 | 44,150 | | 36,550 |
| Piese de schimb | 200106 | | | 40,000 | 40,000 | 3,360 | 3,360 | 3,360 | | 3,360 |
| Posta, telecomunicatii, radio, tv, internet | 200108 | | | 20,000 | 19,000 | 11,186 | 11,186 | 11,186 | | 11,186 |

| A | B | 1 | 2 | 3 | 4 | 5 | 6 | 7 | 8=6-7 | 9 |
|--|--------|---|---|-----------|-----------|-----------|-----------|-----------|-------|-----------|
| Materiale si prestari de servicii cu caracter functional | 200109 | | | 170,000 | 290,000 | 167,437 | 167,437 | 167,437 | | 158,818 |
| Alte bunuri si servicii pentru intretinere si functionare | 200130 | | | 405,000 | 309,000 | 259,792 | 259,792 | 259,792 | | 259,930 |
| Reparatii curente | 2002 | | | 401,000 | 384,000 | 76,643 | 76,643 | 76,643 | | 76,644 |
| Medicamente si materiale sanitare (cod 20.04.01 la 20.04.04) | 2004 | | | 39,000 | 39,000 | 391 | 391 | 391 | | 30,208 |
| Medicamente | 200401 | | | 3,000 | 3,000 | 200 | 200 | 200 | | 200 |
| Materiale sanitare | 200402 | | | 22,000 | 22,000 | 125 | 125 | 125 | | 4,961 |
| Dezinfectanti | 200404 | | | 14,000 | 14,000 | 66 | 66 | 66 | | 25,047 |
| Bunuri de natura obiectelor de inventar (cod 20.05.01+20.05.03+20.05.30) | 2005 | | | 236,000 | 222,000 | 63,308 | 63,308 | 63,308 | | |
| Uniforme si echipament | 200501 | | | 6,000 | 6,000 | | | | | |
| Alte obiecte de inventar | 200530 | | | 230,000 | 216,000 | 63,308 | 63,308 | 63,308 | | |
| Deplasari, detasari, transferari (cod 20.06.01+20.06.02) | 2006 | | | 11,000 | 18,000 | 5,683 | 5,683 | 5,683 | | 5,683 |
| Deplasari interne, detasari, transferari | 200601 | | | 11,000 | 18,000 | 5,683 | 5,683 | 5,683 | | 5,683 |
| Carti, publicatii si materiale documentare | 2011 | | | 17,000 | 17,000 | 860 | 860 | 860 | | 860 |
| Pregatire profesionala | 2013 | | | 80,000 | 75,000 | 60,964 | 60,964 | 60,964 | | 60,964 |
| Protectia muncii | 2014 | | | 9,000 | 9,000 | 6,215 | 6,215 | 6,215 | | 6,215 |
| Cheltuieli judiciare si extrajudiciare derivate din actiuni in reprezentarea intereselor statului, potrivit dispozitiilor legale | 2025 | | | 5,000 | 5,000 | | | | | |
| Alte cheltuieli (cod 20.30.01 la 20.30.04+20.30.06+20.30.07+20.30.09+20.30.30) | 2030 | | | 75,000 | 75,000 | 19,523 | 19,523 | 19,523 | | 19,523 |
| Alte cheltuieli cu bunuri si servicii | 203030 | | | 75,000 | 75,000 | 19,523 | 19,523 | 19,523 | | 19,523 |
| TITLUL IX ASISTENTA SOCIALA (cod 57.02) | 57 | | | 1,447,000 | 1,447,000 | 1,164,730 | 1,164,730 | 1,164,730 | | 1,164,730 |
| Ajutoare sociale (cod 57.02.01 la 57.02.05) | 5702 | | | 1,447,000 | 1,447,000 | 1,164,730 | 1,164,730 | 1,164,730 | | 1,164,730 |
| Ajutoare sociale in numerar | 570201 | | | 1,447,000 | 1,447,000 | 1,164,730 | 1,164,730 | 1,164,730 | | 1,164,730 |
| TITLUL XI ALTE CHELTUIELI (cod 59.01+59.02+59.08+59.11+59.12+59.15+59.17+59.20+59.22+59.25+59.30+59.35+59.40+59.41) | 59 | | | 660,000 | 512,600 | 450,600 | 450,600 | 450,600 | | 450,600 |
| Burse | 5901 | | | 660,000 | 512,600 | 450,600 | 450,600 | 450,600 | | 450,600 |
| SECTIUNEA DE DEZVOLTARE (cod 51+55+56+58+60+61+70+81+85) | | | | 9,699,000 | 9,699,000 | 4,810,832 | 4,810,832 | 4,810,832 | | 4,413,496 |
| TITLUL X Proiecte cu finantare din fonduri externe nerambursabile aferente cadrului financiar 2014-2020 (cod 58.01 la 58.05+58.11+58.12+58.15+58.16+58.30) | 58 | | | 8,322,000 | 8,322,000 | 4,435,215 | 4,435,215 | 4,435,215 | | 4,096,771 |
| Programe din Fondul Social European (FSE) (cod 58.02.01 la | 5802 | | | 8,322,000 | 8,322,000 | 4,435,215 | 4,435,215 | 4,435,215 | | 4,096,771 |

| A | B | 1 | 2 | 3 | 4 | 5 | 6 | 7 | 8=6-7 | 9 |
|---|--------|---|---|------------|------------|-----------|-----------|-----------|-------|-----------|
| 58.02.03) | | | | | | | | | | |
| Finantarea nationala | 580201 | | | 1,105,000 | 1,105,000 | 587,347 | 587,347 | 587,347 | | 542,451 |
| Finantarea externa nerambursabila | 580202 | | | 7,217,000 | 7,217,000 | 3,847,868 | 3,847,868 | 3,847,868 | | 3,554,320 |
| CHELTUIELI DE CAPITAL ((cod 71+72+75) | 70 | | | 1,377,000 | 1,377,000 | 375,617 | 375,617 | 375,617 | | 316,725 |
| TITLUL XV ACTIVE NEFINANCIARE (cod 71.01 + 71.03) | 71 | | | 1,377,000 | 1,377,000 | 375,617 | 375,617 | 375,617 | | 316,725 |
| Active fixe (cod 71.01.01 la 71.01.03+71.01.30) | 7101 | | | 1,377,000 | 1,377,000 | 375,617 | 375,617 | 375,617 | | 316,725 |
| Constructii | 710101 | | | | | | | | | 340 |
| Masini, echipamente si mijloace de transport | 710102 | | | 400,000 | 400,000 | | | | | 84,364 |
| Mobilier, aparatura birotica si alte active corporale | 710103 | | | 770,000 | 770,000 | 287,992 | 287,992 | 287,992 | | 66,992 |
| Alte active fixe | 710130 | | | 207,000 | 207,000 | 87,625 | 87,625 | 87,625 | | 165,029 |
| A. CHELTUIELILE CURENTE (10+20+30+40+50+51+55+56+58+57+59+60+61) | 01 | | | 12,826,000 | 12,678,600 | 7,307,557 | 7,307,557 | 7,307,557 | | 6,907,384 |

*) Se inscriu denumirea si simbolul capitolelor din bugetul aprobat detaliate pe titluri , articole, alineate, pe structura clasificatiei economice (bugetele locale, bugetul creditelor externe, bugetul creditelor interne, bugetul fondurilor externe nerambursabile - sursa D, institutii finantate integral sau partial din venituri proprii/activitati finantate integral din veniturii proprii
NOTA: Sumele inscrise in col. 6 "Plati efectuate" cu semnul minus la Titlul 85, art. 85.01 "Plati efectuate din precedenti si recuperate in anul curent", se inscriu si pe col. 4"Angajamente bugetare" si col. 5 "Angajamente legale" la acelasi cod tot cu semnul minus , astfel incat in col. 7 "Angajamente legale de platit" sa nu fie raportate sume.

Ordonator principal de credite



Directia Economica

Outmi

CONTUL DE EXECUTIE AL INSTITUTIILOR PUBLICE - CHELTUIELI

la data de 31.12.2023

Cod 21 Capitol 6502070401

Subcapitol

-lei-

| DENUMIREA INDICATORILOR*) | Cod indicator | Credite de angajament | | Credite bugetare | | Angajamente bugetare | Angajamente legale | Plati efectuate | Angajamente legale de platit | Cheltuieli efective |
|---|---------------|-----------------------|------------|------------------|------------|----------------------|--------------------|-----------------|------------------------------|---------------------|
| | | Initiale | Definitive | Initiale | Definitive | | | | | |
| A | B | 1 | 2 | 3 | 4 | 5 | 6 | 7 | 8=6-7 | 9 |
| TOTAL CHELTUIELI(SECTIUNEA DE FUNCTIONARE+SECTIUNEA DE DEZVOLTARE) | | | | 3,429,000 | 3,361,800 | 1,592,353 | 1,592,353 | 1,592,353 | | 1,480,035 |
| SECTIUNEA DE FUNCTIONARE (cod 01+79+85) | | | | 2,424,000 | 2,356,800 | 1,449,861 | 1,449,861 | 1,449,861 | | 1,410,888 |
| CHELTUIELI CURENTE (10+20+30+40+50+51SF+55SF+57+59) | 01 | | | 2,424,000 | 2,356,800 | 1,449,861 | 1,449,861 | 1,449,861 | | 1,410,888 |
| TITLUL I CHELTUIELI DE PERSONAL (cod 10.01 la10.03) | 10 | | | 55,000 | 55,000 | 52,934 | 52,934 | 52,934 | | 52,934 |
| Cheltuieli salariale in bani (cod 10.01.01+10.01.03 la 10.01.17+10.01.29 +10.01.30) | 1001 | | | 55,000 | 55,000 | 52,934 | 52,934 | 52,934 | | 52,934 |
| Alocatii pentru transportul la si de la locul de munca | 100115 | | | 55,000 | 55,000 | 52,934 | 52,934 | 52,934 | | 52,934 |
| TITLUL II BUNURI SI SERVICII (cod 20.01 la 20.06+20.09 la 20.16+20.18 la 20.25+20.27+20.30) | 20 | | | 1,263,000 | 1,263,000 | 465,976 | 465,976 | 465,976 | | 427,003 |
| Bunuri si servicii (cod 20.01.01 la 20.01.09+20.01.30) | 2001 | | | 655,000 | 655,000 | 345,927 | 345,927 | 345,927 | | 326,508 |
| Furnituri de birou | 200101 | | | 18,000 | 18,000 | 17,899 | 17,899 | 17,899 | | 12,052 |
| Materiale pentru curatenie | 200102 | | | 18,000 | 18,000 | 9,350 | 9,350 | 9,350 | | 6,859 |
| Incalzit, iluminat si forta motrica | 200103 | | | 260,000 | 260,000 | 113,604 | 113,604 | 113,604 | | 113,604 |
| Apa, canal si salubritate | 200104 | | | 24,000 | 24,000 | 17,198 | 17,198 | 17,198 | | 17,198 |
| Carburanti si lubrifianti | 200105 | | | 50,000 | 50,000 | 29,150 | 29,150 | 29,150 | | 26,550 |
| Piese de schimb | 200106 | | | 40,000 | 40,000 | 3,360 | 3,360 | 3,360 | | 3,360 |
| Posta, telecomunicatii, radio, tv, internet | 200108 | | | 5,000 | 5,000 | 1,921 | 1,921 | 1,921 | | 1,921 |
| Materiale si prestari de servicii cu caracter functional | 200109 | | | 120,000 | 120,000 | 56,179 | 56,179 | 56,179 | | 47,560 |
| Alte bunuri si servicii pentru intretinere si functionare | 200130 | | | 120,000 | 120,000 | 97,266 | 97,266 | 97,266 | | 97,404 |
| Reparatii curente | 2002 | | | 346,000 | 339,000 | 56,648 | 56,648 | 56,648 | | 56,649 |

| A | B | 1 | 2 | 3 | 4 | 5 | 6 | 7 | 8=6-7 | 9 |
|--|--------|---|---|-----------|-----------|-----------|-----------|-----------|-------|-----------|
| Medicamente si materiale sanitare (cod 20.04.01 la 20.04.04) | 2004 | | | 29,000 | 29,000 | 391 | 391 | 391 | | 9,346 |
| Medicamente | 200401 | | | 3,000 | 3,000 | 200 | 200 | 200 | | 200 |
| Materiale sanitare | 200402 | | | 17,000 | 17,000 | 125 | 125 | 125 | | 441 |
| Dezinfectanti | 200404 | | | 9,000 | 9,000 | 66 | 66 | 66 | | 8,705 |
| Bunuri de natura obiectelor de inventar (cod 20.05.01+20.05.03+20.05.30) | 2005 | | | 164,000 | 164,000 | 28,510 | 28,510 | 28,510 | | |
| Uniforme si echipament | 200501 | | | 4,000 | 4,000 | | | | | |
| Alte obiecte de inventar | 200530 | | | 160,000 | 160,000 | 28,510 | 28,510 | 28,510 | | |
| Deplasari, detasari, transferari (cod 20.06.01+20.06.02) | 2006 | | | 2,000 | 9,000 | 2,293 | 2,293 | 2,293 | | 2,293 |
| Deplasari interne, detasari, transferari | 200601 | | | 2,000 | 9,000 | 2,293 | 2,293 | 2,293 | | 2,293 |
| Carti, publicatii si materiale documentare | 2011 | | | 2,000 | 2,000 | 860 | 860 | 860 | | 860 |
| Pregatire profesionala | 2013 | | | 20,000 | 20,000 | 18,238 | 18,238 | 18,238 | | 18,238 |
| Protectia muncii | 2014 | | | 5,000 | 5,000 | 4,100 | 4,100 | 4,100 | | 4,100 |
| Alte cheltuieli (cod 20.30.01 la 20.30.04+20.30.06+20.30.07+20.30.09+20.30.30) | 2030 | | | 40,000 | 40,000 | 9,009 | 9,009 | 9,009 | | 9,009 |
| Alte cheltuieli cu bunuri si servicii | 203030 | | | 40,000 | 40,000 | 9,009 | 9,009 | 9,009 | | 9,009 |
| TITLUL IX ASISTENTA SOCIALA (cod 57.02) | 57 | | | 746,000 | 746,000 | 698,151 | 698,151 | 698,151 | | 698,151 |
| Ajutoare sociale (cod 57.02.01 la 57.02.05) | 5702 | | | 746,000 | 746,000 | 698,151 | 698,151 | 698,151 | | 698,151 |
| Ajutoare sociale in numerar | 570201 | | | 746,000 | 746,000 | 698,151 | 698,151 | 698,151 | | 698,151 |
| TITLUL XI ALTE CHELTUIELI (cod 59.01+59.02+59.08+59.11+59.12+59.15+ 59.17+59.20+59.22+59.25+59.30+ 59.35+ 59.40+59.41) | 59 | | | 360,000 | 292,800 | 232,800 | 232,800 | 232,800 | | 232,800 |
| Burse | 5901 | | | 360,000 | 292,800 | 232,800 | 232,800 | 232,800 | | 232,800 |
| SECTIUNEA DE DEZVOLTARE (cod 51+55+56+58+60+61+70+81+85) | | | | 1,005,000 | 1,005,000 | 142,492 | 142,492 | 142,492 | | 69,147 |
| CHELTUIELI DE CAPITAL ((cod 71+72+75) | 70 | | | 1,005,000 | 1,005,000 | 142,492 | 142,492 | 142,492 | | 69,147 |
| TITLUL XV ACTIVE NEFINANCIARE (cod 71.01 + 71.03) | 71 | | | 1,005,000 | 1,005,000 | 142,492 | 142,492 | 142,492 | | 69,147 |
| Active fixe (cod 71.01.01 la 71.01.03+71.01.30) | 7101 | | | 1,005,000 | 1,005,000 | 142,492 | 142,492 | 142,492 | | 69,147 |
| Constructii | 710101 | | | | | | | | | 340 |
| Masini, echipamente si mijloace de transport | 710102 | | | 400,000 | 400,000 | | | | | 31,058 |
| Mobilier, aparatura birotica si alte active corporale | 710103 | | | 590,000 | 590,000 | 137,992 | 137,992 | 137,992 | | 34,692 |
| Alte active fixe | 710130 | | | 15,000 | 15,000 | 4,500 | 4,500 | 4,500 | | 3,057 |
| A. CHELTUIELILE CURENTE | 01 | | | 2,424,000 | 2,356,800 | 1,449,861 | 1,449,861 | 1,449,861 | | 1,410,888 |

| A | B | 1 | 2 | 3 | 4 | 5 | 6 | 7 | 8=6-7 | 9 |
|--|---|---|---|---|---|---|---|---|-------|---|
| (10+20+30+40+50+51+55+56+58+57+59+60+61) | | | | | | | | | | |

*) Se inscriu denumirea si simbolul capitolelor din bugetul aprobat detaliate pe titluri , articole, alineate, pe structura clasificatiei economice (bugetele locale, bugetul creditelor externe, bugetul creditelor interne, bugetul fondurilor externe nerambursabile - sursa D, institutii finantate integral sau partial din venituri proprii/activitati finantate integral din veniturii proprii
 NOTA: Sumele inscrise in col. 6 "Plati efectuate" cu semnul minus la Titlul 85, art. 85.01 "Plati efectuate din precedenti si recuperate in anul curent", se inscriu si pe col. 4"Angajamente bugetare" si col. 5 "Angajamente legale" la acelasi cod tot cu semnul minus , astfel incat in col. 7 "Angajamente legale de platit" sa nu fie raportate sume.

Ordonator principal de credite



Directia Economica

Eutimi

CONTUL DE EXECUTIE AL INSTITUTIILOR PUBLICE - CHELTUIELI

la data de 31.12.2023

Cod 21 Capitol 6502070402

Subcapitol

-lei-

| DENUMIREA INDICATORILOR*) | Cod indicator | Credite de angajament | | Credite bugetare | | Angajamente bugetare | Angajamente legale | Plati efectuate | Angajamente legale de platit | Cheltuieli efective |
|---|---------------|-----------------------|------------|------------------|------------|----------------------|--------------------|-----------------|------------------------------|---------------------|
| | | Initiale | Definitive | Initiale | Definitive | | | | | |
| A | B | 1 | 2 | 3 | 4 | 5 | 6 | 7 | 8=6-7 | 9 |
| TOTAL CHELTUIELI(SECTIUNEA DE FUNCTIONARE+SECTIUNEA DE DEZVOLTARE) | | | | 1,695,000 | 1,614,800 | 1,322,888 | 1,322,888 | 1,322,888 | | 1,281,171 |
| SECTIUNEA DE FUNCTIONARE (cod 01+79+85) | | | | 1,545,000 | 1,464,800 | 1,172,888 | 1,172,888 | 1,172,888 | | 1,152,361 |
| CHELTUIELI CURENTE (10+20+30+40+50+51SF+55SF+57+59) | 01 | | | 1,545,000 | 1,464,800 | 1,172,888 | 1,172,888 | 1,172,888 | | 1,152,361 |
| TITLUL I CHELTUIELI DE PERSONAL (cod 10.01 la10.03) | 10 | | | 75,000 | 75,000 | 64,906 | 64,906 | 64,906 | | 64,906 |
| Cheltuieli salariale in bani (cod 10.01.01+10.01.03 la 10.01.17+10.01.29 +10.01.30) | 1001 | | | 75,000 | 75,000 | 64,906 | 64,906 | 64,906 | | 64,906 |
| Alocatii pentru transportul la si de la locul de munca | 100115 | | | 75,000 | 75,000 | 64,906 | 64,906 | 64,906 | | 64,906 |
| TITLUL II BUNURI SI SERVICII (cod 20.01 la 20.06+20.09 la 20.16+20.18 la 20.25+20.27+20.30) | 20 | | | 469,000 | 469,000 | 423,603 | 423,603 | 423,603 | | 403,076 |
| Bunuri si servicii (cod 20.01.01 la 20.01.09+20.01.30) | 2001 | | | 379,000 | 408,000 | 365,191 | 365,191 | 365,191 | | 360,191 |
| Furnituri de birou | 200101 | | | 15,000 | 15,000 | 15,000 | 15,000 | 15,000 | | 15,000 |
| Materiale pentru curatenie | 200102 | | | 10,000 | 15,000 | 10,384 | 10,384 | 10,384 | | 10,384 |
| Incalzit, iluminat si forta motrica | 200103 | | | 70,000 | 70,000 | 60,783 | 60,783 | 60,783 | | 60,783 |
| Apa, canal si salubritate | 200104 | | | 15,000 | 16,000 | 16,000 | 16,000 | 16,000 | | 16,000 |
| Carburanti si lubrifianti | 200105 | | | 15,000 | 15,000 | 15,000 | 15,000 | 15,000 | | 10,000 |
| Posta, telecomunicatii, radio, tv, internet | 200108 | | | 4,000 | 3,000 | 2,110 | 2,110 | 2,110 | | 2,110 |
| Materiale si prestari de servicii cu caracter functional | 200109 | | | | 120,000 | 92,027 | 92,027 | 92,027 | | 92,027 |
| Alte bunuri si servicii pentru intretinere si functionare | 200130 | | | 250,000 | 154,000 | 153,887 | 153,887 | 153,887 | | 153,887 |
| Reparatii curente | 2002 | | | 30,000 | 20,000 | 19,995 | 19,995 | 19,995 | | 19,995 |
| Bunuri de natura obiectelor de inventar (cod | 2005 | | | 30,000 | 16,000 | 15,527 | 15,527 | 15,527 | | |

| A | B | 1 | 2 | 3 | 4 | 5 | 6 | 7 | 8=6-7 | 9 |
|--|--------|---|---|-----------|-----------|-----------|-----------|-----------|-------|-----------|
| 20.05.01+20.05.03+20.05.30) | | | | | | | | | | |
| Alte obiecte de inventar | 200530 | | | 30,000 | 16,000 | 15,527 | 15,527 | 15,527 | | |
| Deplasari, detasari, transferari (cod 20.06.01+20.06.02) | 2006 | | | 5,000 | 5,000 | 3,170 | 3,170 | 3,170 | | 3,170 |
| Deplasari interne, detasari, transferari | 200601 | | | 5,000 | 5,000 | 3,170 | 3,170 | 3,170 | | 3,170 |
| Pregatire profesionala | 2013 | | | 25,000 | 20,000 | 19,720 | 19,720 | 19,720 | | 19,720 |
| TITLUL IX ASISTENTA SOCIALA (cod 57.02) | 57 | | | 701,000 | 701,000 | 466,579 | 466,579 | 466,579 | | 466,579 |
| Ajutoare sociale (cod 57.02.01 la 57.02.05) | 5702 | | | 701,000 | 701,000 | 466,579 | 466,579 | 466,579 | | 466,579 |
| Ajutoare sociale in numerar | 570201 | | | 701,000 | 701,000 | 466,579 | 466,579 | 466,579 | | 466,579 |
| TITLUL XI ALTE CHELTUIELI (cod 59.01+59.02+59.08+59.11+59.12+59.15+ 59.17+59.20+59.22+59.25+59.30+ 59.35+ 59.40+59.41) | 59 | | | 300,000 | 219,800 | 217,800 | 217,800 | 217,800 | | 217,800 |
| Burse | 5901 | | | 300,000 | 219,800 | 217,800 | 217,800 | 217,800 | | 217,800 |
| SECTIUNEA DE DEZVOLTARE (cod 51+55+56+58+60+61+70+81+85) | | | | 150,000 | 150,000 | 150,000 | 150,000 | 150,000 | | 128,810 |
| CHELTUIELI DE CAPITAL ((cod 71+72+75) | 70 | | | 150,000 | 150,000 | 150,000 | 150,000 | 150,000 | | 128,810 |
| TITLUL XV ACTIVE NEFINANCIARE (cod 71.01 + 71.03) | 71 | | | 150,000 | 150,000 | 150,000 | 150,000 | 150,000 | | 128,810 |
| Active fixe (cod 71.01.01 la 71.01.03+71.01.30) | 7101 | | | 150,000 | 150,000 | 150,000 | 150,000 | 150,000 | | 128,810 |
| Masini, echipamente si mijloace de transport | 710102 | | | | | | | | | 47,338 |
| Mobilier, aparatura birotica si alte active corporale | 710103 | | | 150,000 | 150,000 | 150,000 | 150,000 | 150,000 | | 32,300 |
| Alte active fixe | 710130 | | | | | | | | | 49,172 |
| A. CHELTUIELILE CURENTE (10+20+30+40+50+51+55+56+58+57+59+60+61) | 01 | | | 1,545,000 | 1,464,800 | 1,172,888 | 1,172,888 | 1,172,888 | | 1,152,361 |

*) Se inscriu denumirea si simbolul capitolelor din bugetul aprobat detaliate pe titluri , articole, alineate, pe structura clasificatiei economice

(bugetele locale, bugetul creditelor externe, bugetul creditelor interne, bugetul fondurilor externe nerambursabile - sursa D, institutii finantate integral sau partial din venituri proprii/activitati finantate integral din veniturii proprii

NOTA: Sumele inscrise in col. 6 "Plati efectuate" cu semnul minus la Titlul 85, art. 85.01 "Plati efectuate din precedenti si recuperate in anul curent", se inscriu si pe col. 4 "Angajamente bugetare" si col. 5 "Angajamente legale" la acelasi cod tot cu semnul minus, astfel incat in col. 7 "Angajamente legale de platit" sa nu fie raportate sume.

Ordonator principal de credite



Directia Economica

Esterni

CONTUL DE EXECUTIE AL INSTITUTIILOR PUBLICE - CHELTUIELI

la data de 31.12.2023

Cod 21 Capitol 6502070403

Subcapitol

-lei-

| DENUMIREA INDICATORILOR*) | Cod indicator | Credite de angajament | | Credite bugetare | | Angajamente bugetare | Angajamente legale | Plati efectuate | Angajamente legale de platit | Cheltuieli efective |
|---|---------------|-----------------------|------------|------------------|------------|----------------------|--------------------|-----------------|------------------------------|---------------------|
| | | Initiale | Definitive | Initiale | Definitive | | | | | |
| A | B | 1 | 2 | 3 | 4 | 5 | 6 | 7 | 8=6-7 | 9 |
| TOTAL CHELTUIELI(SECTIUNEA DE FUNCTIONARE+SECTIUNEA DE DEZVOLTARE) | | | | 8,989,000 | 8,989,000 | 4,713,941 | 4,713,941 | 4,713,941 | | 4,408,911 |
| SECTIUNEA DE FUNCTIONARE (cod 01+79+85) | | | | 445,000 | 445,000 | 195,601 | 195,601 | 195,601 | | 193,372 |
| CHELTUIELI CURENTE (10+20+30+40+50+51SF+55SF+57+59) | 01 | | | 445,000 | 445,000 | 195,601 | 195,601 | 195,601 | | 193,372 |
| TITLUL I CHELTUIELI DE PERSONAL (cod 10.01 la10.03) | 10 | | | 50,000 | 50,000 | 41,966 | 41,966 | 41,966 | | 41,966 |
| Cheltuieli salariale in bani (cod 10.01.01+10.01.03 la 10.01.17+10.01.29 +10.01.30) | 1001 | | | 50,000 | 50,000 | 41,966 | 41,966 | 41,966 | | 41,966 |
| Alocatii pentru transportul la si de la locul de munca | 100115 | | | 50,000 | 50,000 | 41,966 | 41,966 | 41,966 | | 41,966 |
| TITLUL II BUNURI SI SERVICII (cod 20.01 la 20.06+20.09 la 20.16+20.18 la 20.25+20.27+20.30) | 20 | | | 395,000 | 395,000 | 153,635 | 153,635 | 153,635 | | 151,406 |
| Bunuri si servicii (cod 20.01.01 la 20.01.09+20.01.30) | 2001 | | | 220,000 | 220,000 | 98,509 | 98,509 | 98,509 | | 94,689 |
| Furnituri de birou | 200101 | | | 52,000 | 52,000 | 31,091 | 31,091 | 31,091 | | 22,038 |
| Materiale pentru curatenie | 200102 | | | 7,000 | 7,000 | 3,858 | 3,858 | 3,858 | | 9,091 |
| Incalzit, iluminat si forta motrica | 200103 | | | 60,000 | 60,000 | 26,701 | 26,701 | 26,701 | | 26,701 |
| Apa, canal si salubritate | 200104 | | | 5,000 | 5,000 | 1,834 | 1,834 | 1,834 | | 1,834 |
| Posta, telecomunicatii, radio, tv, internet | 200108 | | | 11,000 | 11,000 | 7,155 | 7,155 | 7,155 | | 7,155 |
| Materiale si prestari de servicii cu caracter functional | 200109 | | | 50,000 | 50,000 | 19,231 | 19,231 | 19,231 | | 19,231 |
| Alte bunuri si servicii pentru intretinere si functionare | 200130 | | | 35,000 | 35,000 | 8,639 | 8,639 | 8,639 | | 8,639 |
| Reparatii curente | 2002 | | | 25,000 | 25,000 | | | | | |
| Medicamente si materiale sanitare (cod 20.04.01 la 20.04.04) | 2004 | | | 10,000 | 10,000 | | | | | 20,862 |
| Materiale sanitare | 200402 | | | 5,000 | 5,000 | | | | | 4,520 |

| A | B | 1 | 2 | 3 | 4 | 5 | 6 | 7 | 8=6-7 | 9 |
|--|--------|---|---|-----------|-----------|-----------|-----------|-----------|-------|-----------|
| Dezinfectanti | 200404 | | | 5,000 | 5,000 | | | | | 16,342 |
| Bunuri de natura obiectelor de inventar (cod 20.05.01+20.05.03+20.05.30) | 2005 | | | 42,000 | 42,000 | 19,271 | 19,271 | 19,271 | | |
| Uniforme si echipament | 200501 | | | 2,000 | 2,000 | | | | | |
| Alte obiecte de inventar | 200530 | | | 40,000 | 40,000 | 19,271 | 19,271 | 19,271 | | |
| Deplasari, detasari, transferari (cod 20.06.01+20.06.02) | 2006 | | | 4,000 | 4,000 | 220 | 220 | 220 | | 220 |
| Deplasari interne, detasari, transferari | 200601 | | | 4,000 | 4,000 | 220 | 220 | 220 | | 220 |
| Carti, publicatii si materiale documentare | 2011 | | | 15,000 | 15,000 | | | | | |
| Pregatire profesionala | 2013 | | | 35,000 | 35,000 | 23,006 | 23,006 | 23,006 | | 23,006 |
| Protectia muncii | 2014 | | | 4,000 | 4,000 | 2,115 | 2,115 | 2,115 | | 2,115 |
| Cheltuieli judiciare si extrajudiciare derivate din actiuni in reprezentarea intereselor statului, potrivit dispozitiilor legale | 2025 | | | 5,000 | 5,000 | | | | | |
| Alte cheltuieli (cod 20.30.01 la 20.30.04+20.30.06+20.30.07+20.30.09+20.30.30) | 2030 | | | 35,000 | 35,000 | 10,514 | 10,514 | 10,514 | | 10,514 |
| Alte cheltuieli cu bunuri si servicii | 203030 | | | 35,000 | 35,000 | 10,514 | 10,514 | 10,514 | | 10,514 |
| SECTIUNEA DE DEZVOLTARE (cod 51+55+56+58+60+61+70+81+85) | | | | 8,544,000 | 8,544,000 | 4,518,340 | 4,518,340 | 4,518,340 | | 4,215,539 |
| TITLUL X Proiecte cu finantare din fonduri externe nerambursabile aferente cadrului financiar 2014-2020 (cod 58.01 la 58.05+58.11+58.12+58.15+58.16+58.30) | 58 | | | 8,322,000 | 8,322,000 | 4,435,215 | 4,435,215 | 4,435,215 | | 4,096,771 |
| Programe din Fondul Social European (FSE) (cod 58.02.01 la 58.02.03) | 5802 | | | 8,322,000 | 8,322,000 | 4,435,215 | 4,435,215 | 4,435,215 | | 4,096,771 |
| Finantarea nationala | 580201 | | | 1,105,000 | 1,105,000 | 587,347 | 587,347 | 587,347 | | 542,451 |
| Finantarea externa nerambursabila | 580202 | | | 7,217,000 | 7,217,000 | 3,847,868 | 3,847,868 | 3,847,868 | | 3,554,320 |
| CHELTUIELI DE CAPITAL ((cod 71+72+75) | 70 | | | 222,000 | 222,000 | 83,125 | 83,125 | 83,125 | | 118,768 |
| TITLUL XV ACTIVE NEFINANCIARE (cod 71.01 + 71.03) | 71 | | | 222,000 | 222,000 | 83,125 | 83,125 | 83,125 | | 118,768 |
| Active fixe (cod 71.01.01 la 71.01.03+71.01.30) | 7101 | | | 222,000 | 222,000 | 83,125 | 83,125 | 83,125 | | 118,768 |
| Masini, echipamente si mijloace de transport | 710102 | | | | | | | | | 5,968 |
| Mobilier, aparatura birotica si alte active corporale | 710103 | | | 30,000 | 30,000 | | | | | |
| Alte active fixe | 710130 | | | 192,000 | 192,000 | 83,125 | 83,125 | 83,125 | | 112,800 |
| A. CHELTUIELILE CURENTE (10+20+30+40+50+51+55+56+58+57+59+60+61) | | | | 8,767,000 | 8,767,000 | 4,630,816 | 4,630,816 | 4,630,816 | | 4,290,143 |

Ordinul nr. 1/2014 privind
 aprobarea bugetului de venituri si cheltuieli
 pentru anul 2014



Directorul Serviciului
 Buget

CONTUL DE EXECUTIE AL INSTITUTIILOR PUBLICE - CHELTUIELI

la data de 31.12.2023

Cod 21 Capitol 6502070404

Subcapitol

-lei-

| DENUMIREA INDICATORILOR*) | Cod indicator | Credite de angajament | | Credite bugetare | | Angajamente bugetare | Angajamente legale | Plati efectuate | Angajamente legale de platit | Cheltuieli efective |
|--|---------------|-----------------------|------------|------------------|------------|----------------------|--------------------|-----------------|------------------------------|---------------------|
| | | Initiale | Definitive | Initiale | Definitive | | | | | |
| A | B | 1 | 2 | 3 | 4 | 5 | 6 | 7 | 8=6-7 | 9 |
| TOTAL CHELTUIELI(SECTIUNEA DE FUNCTIONARE+SECTIUNEA DE DEZVOLTARE) | | | | 90,000 | 90,000 | 53,992 | 53,992 | 53,992 | | 53,992 |
| SECTIUNEA DE FUNCTIONARE (cod 01+79+85) | | | | 90,000 | 90,000 | 53,992 | 53,992 | 53,992 | | 53,992 |
| CHELTUIELI CURENTE (10+20+30+40+50+51SF+55SF+57+59) | 01 | | | 90,000 | 90,000 | 53,992 | 53,992 | 53,992 | | 53,992 |
| TITLUL I CHELTUIELI DE PERSONAL (cod 10.01 la10.03) | 10 | | | 90,000 | 90,000 | 53,992 | 53,992 | 53,992 | | 53,992 |
| Cheltuieli salariale in bani (cod 10.01.01+10.01.03 la 10.01.17+10.01.29 +10.01.30) | 1001 | | | 85,000 | 85,000 | 52,800 | 52,800 | 52,800 | | 52,800 |
| Indemnizatii platite unor persoane din afara unitatii | 100112 | | | 85,000 | 85,000 | 52,800 | 52,800 | 52,800 | | 52,800 |
| Contributii (cod 10.03.01 la 10.03.08) | 1003 | | | 5,000 | 5,000 | 1,192 | 1,192 | 1,192 | | 1,192 |
| Contributia asiguratorie pentru munca | 100307 | | | 5,000 | 5,000 | 1,192 | 1,192 | 1,192 | | 1,192 |
| A. CHELTUIELILE CURENTE (10+20+30+40+50+51+55+56+58+57+59+60+61) | 01 | | | 90,000 | 90,000 | 53,992 | 53,992 | 53,992 | | 53,992 |

Ordinul principal de executie


Director Economic,
 Dumitru

650250 Alte cheltuieli în domeniul

Anexa 7

CONTUL DE EXECUTIE AL INSTITUTIILOR PUBLICE - CHELTUIELI

la data de 31.12.2023

Cod 21 Capitol 650250

Subcapitol

-lei-

| DENUMIREA INDICATORILOR*) | Cod indicator | Credite de angajament | | Credite bugetare | | Angajamente bugetare | Angajamente legale | Plati efectuate | Angajamente legale de platit | Cheltuieli efective |
|---|---------------|-----------------------|------------|------------------|------------|----------------------|--------------------|-----------------|------------------------------|---------------------|
| | | Initiale | Definitive | Initiale | Definitive | | | | | |
| A | B | 1 | 2 | 3 | 4 | 5 | 6 | 7 | 8=6-7 | 9 |
| TOTAL CHELTUIELI(SECTIUNEA DE FUNCTIONARE+SECTIUNEA DE DEZVOLTARE) | | | | 500,000 | 500,000 | | | | | |
| SECTIUNEA DE FUNCTIONARE (cod 01+79+85) | | | | 500,000 | 500,000 | | | | | |
| CHELTUIELI CURENTE (10+20+30+40+50+51SF+55SF+57+59) | 01 | | | 500,000 | 500,000 | | | | | |
| TITLUL II BUNURI SI SERVICII (cod 20.01 la 20.06+20.09 la 20.16+20.18 la 20.25+20.27+20.30) | 20 | | | 500,000 | 500,000 | | | | | |
| Bunuri si servicii (cod 20.01.01 la 20.01.09+20.01.30) | 2001 | | | 500,000 | 500,000 | | | | | |
| Transport | 200107 | | | 500,000 | 500,000 | | | | | |
| A. CHELTUIELILE CURENTE (10+20+30+40+50+51+55+56+58+57+59+60+61) | 01 | | | 500,000 | 500,000 | | | | | |

*) Se inscriu denumirea si simbolul capitolului din bugetul aprobat detaliate pe titluri , articole, alineate, pe structura clasificatiei economice (bugetele locale, bugetul creditelor externe, bugetul creditelor interne, bugetul fondurilor externe nerambursabile - sursa D, institutii finantate integral sau partial din venituri proprii/activitati finantate integral din veniturii proprii
 NOTA: Sumele inscrise in col. 6 "Plati efectuate" cu semnul minus la Titlul 85, art. 85.01 "Plati efectuate din precedenti si recuperate in anul curent", se inscriu si pe col. 4"Angajamente bugetare" si col. 5 "Angajamente legale" la acelasi cod tot cu semnul minus , astfel incat in col. 7 "Angajamente legale de platit" sa nu fie raportate sume.

Ordonator principal de credite



Directia Economica

CONTUL DE EXECUTIE AL INSTITUTIILOR PUBLICE - CHELTUIELI

la data de 31.12.2023

Cod 21 Capitol 6602

Subcapitol

-lei-

| DENUMIREA INDICATORILOR*) | Cod indicator | Credite de angajament | | Credite bugetare | | Angajamente bugetare | Angajamente legale | Plati efectuate | Angajamente legale de platit | Cheltuieli efective |
|--|---------------|-----------------------|------------|------------------|------------|----------------------|--------------------|-----------------|------------------------------|---------------------|
| | | Initiale | Definitive | Initiale | Definitive | | | | | |
| A | B | 1 | 2 | 3 | 4 | 5 | 6 | 7 | 8=6-7 | 9 |
| TOTAL CHELTUIELI(SECTIUNEA DE FUNCTIONARE+SECTIUNEA DE DEZVOLTARE) | | | | 51,081,000 | 51,481,000 | 9,814,174 | 9,814,174 | 9,814,174 | | 9,814,174 |
| SECTIUNEA DE FUNCTIONARE (cod 01+79+85) | | | | 6,366,000 | 6,766,000 | 4,764,123 | 4,764,123 | 4,764,123 | | 4,764,123 |
| CHELTUIELI CURENTE (10+20+30+40+50+51SF+55SF+57+59) | 01 | | | 6,366,000 | 6,766,000 | 4,764,123 | 4,764,123 | 4,764,123 | | 4,764,123 |
| TITLUL VI TRANSFERURI INTRE UNITATI ALE ADMINISTRATIEI PUBLICE (cod 51.01) (cod 51.01) | 51 | | | 6,366,000 | 6,766,000 | 4,764,123 | 4,764,123 | 4,764,123 | | 4,764,123 |
| Transferuri curente (cod 51.01.01+51.01.03+51.01.05+ 51.01.14+51.01.15+ 51.01.24 +51.01.26 +51.01.31+51.01.39+ 51.01.46+51.01.49+51.01.60+51.01.61+51.01.64) | 5101 | | | 6,366,000 | 6,766,000 | 4,764,123 | 4,764,123 | 4,764,123 | | 4,764,123 |
| Transferuri din bugetele locale pentru finantarea cheltuielilor curente din domeniul sanatatii | 510146 | | | 6,366,000 | 6,766,000 | 4,764,123 | 4,764,123 | 4,764,123 | | 4,764,123 |
| SECTIUNEA DE DEZVOLTARE (cod 51+55+56+58+60+61+70+81+85) | | | | 44,715,000 | 44,715,000 | 5,050,051 | 5,050,051 | 5,050,051 | | 5,050,051 |
| TITLUL VI TRANSFERURI INTRE UNITATI ALE ADMINISTRATIEI PUBLICE (cod 51.02) | 51 | | | 44,715,000 | 44,715,000 | 5,050,051 | 5,050,051 | 5,050,051 | | 5,050,051 |
| Transferuri de capital (cod 51.02.12+51.02.28+51.02.29) | 5102 | | | 44,715,000 | 44,715,000 | 5,050,051 | 5,050,051 | 5,050,051 | | 5,050,051 |
| Transferuri din bugetele locale pentru finantarea cheltuielilor de capital din domeniul sanatatii | 510228 | | | 44,715,000 | 44,715,000 | 5,050,051 | 5,050,051 | 5,050,051 | | 5,050,051 |
| TITLUL VI TRANSFERURI INTRE UNITATI ALE ADMINISTRATIEI PUBLICE (cod 51.01+51.02) | 51 | | | 51,081,000 | 51,481,000 | 9,814,174 | 9,814,174 | 9,814,174 | | 9,814,174 |
| A. CHELTUIELILE CURENTE (10+20+30+40+50+51+55+56+58+57+59+60+61) | 01 | | | 51,081,000 | 51,481,000 | 9,814,174 | 9,814,174 | 9,814,174 | | 9,814,174 |

Ordinul nr. 1000/2023
 Județul Teleorman
 Direcția Economică

CONTUL DE EXECUTIE AL INSTITUTIILOR PUBLICE - CHELTUIELI

la data de 31.12.2023

Cod 21 Capitol 660206001

Subcapitol

-lei-

| DENUMIREA INDICATORILOR*) | Cod indicator | Credite de angajament | | Credite bugetare | | Angajamente bugetare | Angajamente legale | Plati efectuate | Angajamente legale de platit | Cheltuieli efective |
|---|---------------|-----------------------|------------|------------------|------------|----------------------|--------------------|-----------------|------------------------------|---------------------|
| | | Initiale | Definitive | Initiale | Definitive | | | | | |
| A | B | 1 | 2 | 3 | 4 | 5 | 6 | 7 | 8=6-7 | 9 |
| TOTAL CHELTUIELI(SECTIUNEA DE FUNCTIONARE+SECTIUNEA DE DEZVOLTARE) | | | | 48,137,000 | 48,137,000 | 7,763,733 | 7,763,733 | 7,763,733 | | 7,763,733 |
| SECTIUNEA DE FUNCTIONARE (cod 01+79+85) | | | | 5,000,000 | 5,000,000 | 3,598,330 | 3,598,330 | 3,598,330 | | 3,598,330 |
| CHELTUIELI CURENTE (10+20+30+40+50+51SF+55SF+57+59) | 01 | | | 5,000,000 | 5,000,000 | 3,598,330 | 3,598,330 | 3,598,330 | | 3,598,330 |
| TITLUL VI TRANSFERURI INTRE UNITATI ALE ADMINISTRATIEI PUBLICE (cod 51.01) (cod 51.01) | 51 | | | 5,000,000 | 5,000,000 | 3,598,330 | 3,598,330 | 3,598,330 | | 3,598,330 |
| Transferuri curente (cod 51.01.01+51.01.03+51.01.05+51.01.14+51.01.15+51.01.24+51.01.26+51.01.31+51.01.39+51.01.46+51.01.49+51.01.60+51.01.61+51.01.64) | 5101 | | | 5,000,000 | 5,000,000 | 3,598,330 | 3,598,330 | 3,598,330 | | 3,598,330 |
| Transferuri din bugetele locale pentru finantarea cheltuielilor curente din domeniul sanatatii | 510146 | | | 5,000,000 | 5,000,000 | 3,598,330 | 3,598,330 | 3,598,330 | | 3,598,330 |
| SECTIUNEA DE DEZVOLTARE (cod 51+55+56+58+60+61+70+81+85) | | | | 43,137,000 | 43,137,000 | 4,165,403 | 4,165,403 | 4,165,403 | | 4,165,403 |
| TITLUL VI TRANSFERURI INTRE UNITATI ALE ADMINISTRATIEI PUBLICE (cod 51.02) | 51 | | | 43,137,000 | 43,137,000 | 4,165,403 | 4,165,403 | 4,165,403 | | 4,165,403 |
| Transferuri de capital (cod 51.02.12+51.02.28+51.02.29) | 5102 | | | 43,137,000 | 43,137,000 | 4,165,403 | 4,165,403 | 4,165,403 | | 4,165,403 |
| Transferuri din bugetele locale pentru finantarea cheltuielilor de capital din domeniul sanatatii | 510228 | | | 43,137,000 | 43,137,000 | 4,165,403 | 4,165,403 | 4,165,403 | | 4,165,403 |
| TITLUL VI TRANSFERURI INTRE UNITATI ALE ADMINISTRATIEI PUBLICE (cod 51.01+51.02) | 51 | | | 48,137,000 | 48,137,000 | 7,763,733 | 7,763,733 | 7,763,733 | | 7,763,733 |
| A. CHELTUIELILE CURENTE (10+20+30+40+50+51+55+56+58+57+59+60+61) | 01 | | | 48,137,000 | 48,137,000 | 7,763,733 | 7,763,733 | 7,763,733 | | 7,763,733 |

Ordinul principal de credit
 Județul Teleorman

Director Economic
 D. A. I. I.

CONTUL DE EXECUTIE AL INSTITUTIILOR PUBLICE - CHELTUIELI


la data de 31.12.2023

Cod 21 Capitol 660206002

Subcapitol

-lei-

| DENUMIREA INDICATORILOR*) | Cod indicator | Credite de angajament | | Credite bugetare | | Angajamente bugetare | Angajamente legale | Plati efectuate | Angajamente legale de platit | Cheltuieli efective |
|--|---------------|-----------------------|------------|------------------|------------|----------------------|--------------------|-----------------|------------------------------|---------------------|
| | | Initiale | Definitive | Initiale | Definitive | | | | | |
| A | B | 1 | 2 | 3 | 4 | 5 | 6 | 7 | 8=6-7 | 9 |
| TOTAL CHELTUIELI(SECTIUNEA DE FUNCTIONARE+SECTIUNEA DE DEZVOLTARE) | | | | 1,794,000 | 1,794,000 | 999,764 | 999,764 | 999,764 | | 999,764 |
| SECTIUNEA DE FUNCTIONARE (cod 01+79+85) | | | | 966,000 | 966,000 | 442,220 | 442,220 | 442,220 | | 442,220 |
| CHELTUIELI CURENTE (10+20+30+40+50+51SF+55SF+57+59) | 01 | | | 966,000 | 966,000 | 442,220 | 442,220 | 442,220 | | 442,220 |
| TITLUL VI TRANSFERURI INTRE UNITATI ALE ADMINISTRATIEI PUBLICE (cod 51.01) (cod 51.01) | 51 | | | 966,000 | 966,000 | 442,220 | 442,220 | 442,220 | | 442,220 |
| Transferuri curente (cod 51.01.01+51.01.03+51.01.05+ 51.01.14+51.01.15+ 51.01.24 +51.01.26 +51.01.31+51.01.39+ 51.01.46+51.01.49+51.01.60+51.01.61+51.01.64) | 5101 | | | 966,000 | 966,000 | 442,220 | 442,220 | 442,220 | | 442,220 |
| Transferuri din bugetele locale pentru finantarea cheltuielilor curente din domeniul sanatatii | 510146 | | | 966,000 | 966,000 | 442,220 | 442,220 | 442,220 | | 442,220 |
| SECTIUNEA DE DEZVOLTARE (cod 51+55+56+58+60+61+70+81+85) | | | | 828,000 | 828,000 | 557,544 | 557,544 | 557,544 | | 557,544 |
| TITLUL VI TRANSFERURI INTRE UNITATI ALE ADMINISTRATIEI PUBLICE (cod 51.02) | 51 | | | 828,000 | 828,000 | 557,544 | 557,544 | 557,544 | | 557,544 |
| Transferuri de capital (cod 51.02.12+51.02.28+51.02.29) | 5102 | | | 828,000 | 828,000 | 557,544 | 557,544 | 557,544 | | 557,544 |
| Transferuri din bugetele locale pentru finantarea cheltuielilor de capital din domeniul sanatatii | 510228 | | | 828,000 | 828,000 | 557,544 | 557,544 | 557,544 | | 557,544 |
| TITLUL VI TRANSFERURI INTRE UNITATI ALE ADMINISTRATIEI PUBLICE (cod 51.01+51.02) | 51 | | | 1,794,000 | 1,794,000 | 999,764 | 999,764 | 999,764 | | 999,764 |
| A. CHELTUIELILE CURENTE (10+20+30+40+50+51+55+56+58+57+59+60+61) | 01 | | | 1,794,000 | 1,794,000 | 999,764 | 999,764 | 999,764 | | 999,764 |

Ordonația principală de cheltuieli


Director Secțiunea
 E. I. I. I. I.

CONTUL DE EXECUTIE AL INSTITUTIILOR PUBLICE - CHELTUIELI

la data de 31.12.2023

Cod 21 Capitol 660206003

Subcapitol

-lei-

| DENUMIREA INDICATORILOR*) | Cod indicator | Credite de angajament | | Credite bugetare | | Angajamente bugetare | Angajamente legale | Plati efectuate | Angajamente legale de platit | Cheltuieli efective |
|--|---------------|-----------------------|------------|------------------|------------|----------------------|--------------------|-----------------|------------------------------|---------------------|
| | | Initiale | Definitive | Initiale | Definitive | | | | | |
| A | B | 1 | 2 | 3 | 4 | 5 | 6 | 7 | 8=6-7 | 9 |
| TOTAL CHELTUIELI(SECTIUNEA DE FUNCTIONARE+SECTIUNEA DE DEZVOLTARE) | | | | 1,150,000 | 1,550,000 | 1,050,677 | 1,050,677 | 1,050,677 | | 1,050,677 |
| SECTIUNEA DE FUNCTIONARE (cod 01+79+85) | | | | 400,000 | 800,000 | 723,573 | 723,573 | 723,573 | | 723,573 |
| CHELTUIELI CURENTE (10+20+30+40+50+51SF+55SF+57+59) | 01 | | | 400,000 | 800,000 | 723,573 | 723,573 | 723,573 | | 723,573 |
| TITLUL VI TRANSFERURI INTRE UNITATI ALE ADMINISTRATIEI PUBLICE (cod 51.01) (cod 51.01) | 51 | | | 400,000 | 800,000 | 723,573 | 723,573 | 723,573 | | 723,573 |
| Transferuri curente (cod 51.01.01+51.01.03+51.01.05+ 51.01.14+51.01.15+ 51.01.24 +51.01.26 +51.01.31+51.01.39+ 51.01.46+51.01.49+51.01.60+51.01.61+51.01.64) | 5101 | | | 400,000 | 800,000 | 723,573 | 723,573 | 723,573 | | 723,573 |
| Transferuri din bugetele locale pentru finantarea cheltuielilor curente din domeniul sanatatii | 510146 | | | 400,000 | 800,000 | 723,573 | 723,573 | 723,573 | | 723,573 |
| SECTIUNEA DE DEZVOLTARE (cod 51+55+56+58+60+61+70+81+85) | | | | 750,000 | 750,000 | 327,104 | 327,104 | 327,104 | | 327,104 |
| TITLUL VI TRANSFERURI INTRE UNITATI ALE ADMINISTRATIEI PUBLICE (cod 51.02) | 51 | | | 750,000 | 750,000 | 327,104 | 327,104 | 327,104 | | 327,104 |
| Transferuri de capital (cod 51.02.12+51.02.28+51.02.29) | 5102 | | | 750,000 | 750,000 | 327,104 | 327,104 | 327,104 | | 327,104 |
| Transferuri din bugetele locale pentru finantarea cheltuielilor de capital din domeniul sanatatii | 510228 | | | 750,000 | 750,000 | 327,104 | 327,104 | 327,104 | | 327,104 |
| TITLUL VI TRANSFERURI INTRE UNITATI ALE ADMINISTRATIEI PUBLICE (cod 51.01+51.02) | 51 | | | 1,150,000 | 1,550,000 | 1,050,677 | 1,050,677 | 1,050,677 | | 1,050,677 |
| A. CHELTUIELILE CURENTE (10+20+30+40+50+51+55+56+58+57+59+60+61) | 01 | | | 1,150,000 | 1,550,000 | 1,050,677 | 1,050,677 | 1,050,677 | | 1,050,677 |

Ondocian
1

Direcția Economică

CONTUL DE EXECUTIE AL INSTITUTIILOR PUBLICE - CHELTUIELI

la data de 31.12.2023

Cod 21 Capitol 6702

Subcapitol

-lei-

| DENUMIREA INDICATORILOR*) | Cod indicator | Credite de angajament | | Credite bugetare | | Angajamente bugetare | Angajamente legale | Plati efectuate | Angajamente legale de platit | Cheltuieli efective |
|---|---------------|-----------------------|------------|------------------|------------|----------------------|--------------------|-----------------|------------------------------|---------------------|
| | | Initiale | Definitive | Initiale | Definitive | | | | | |
| A | B | 1 | 2 | 3 | 4 | 5 | 6 | 7 | 8=6-7 | 9 |
| TOTAL CHELTUIELI(SECTIUNEA DE FUNCTIONARE+SECTIUNEA DE DEZVOLTARE) | | | | 25,568,000 | 26,498,000 | 20,222,310 | 20,222,310 | 20,222,310 | | 19,494,848 |
| SECTIUNEA DE FUNCTIONARE (cod 01+79+85) | | | | 22,127,000 | 22,822,000 | 19,320,530 | 19,320,530 | 19,320,530 | | 19,248,794 |
| CHELTUIELI CURENTE (10+20+30+40+50+51SF+55SF+57+59) | 01 | | | 22,127,000 | 22,822,000 | 19,320,603 | 19,320,603 | 19,320,603 | | 19,248,794 |
| TITLUL I CHELTUIELI DE PERSONAL (cod 10.01 la10.03) | 10 | | | 1,307,000 | 1,307,000 | 1,050,000 | 1,050,000 | 1,050,000 | | 1,050,295 |
| Cheltuieli salariale in bani (cod 10.01.01+10.01.03 la 10.01.17+10.01.29 +10.01.30) | 1001 | | | 1,253,000 | 1,253,000 | 1,006,214 | 1,006,214 | 1,006,214 | | 1,006,502 |
| Salarii de baza | 100101 | | | 1,177,000 | 1,177,000 | 950,419 | 950,419 | 950,419 | | 950,620 |
| Drepturi de delegare | 100113 | | | 2,000 | 2,000 | 132 | 132 | 132 | | 132 |
| Indemnizatii de hrana | 100117 | | | 74,000 | 74,000 | 55,663 | 55,663 | 55,663 | | 55,750 |
| Cheltuieli salariale in natura (cod 10.02.01 la 10.02.06+10.02.30) | 1002 | | | 26,000 | 26,000 | 21,150 | 21,150 | 21,150 | | 21,150 |
| Vouchere de vacanta | 100206 | | | 26,000 | 26,000 | 21,150 | 21,150 | 21,150 | | 21,150 |
| Contributii (cod 10.03.01 la 10.03.08) | 1003 | | | 28,000 | 28,000 | 22,636 | 22,636 | 22,636 | | 22,643 |
| Contributia asiguratorie pentru munca | 100307 | | | 28,000 | 28,000 | 22,636 | 22,636 | 22,636 | | 22,643 |
| TITLUL II BUNURI SI SERVICII (cod 20.01 la 20.06+20.09 la 20.16+20.18 la 20.25+20.27+20.30) | 20 | | | 1,393,000 | 1,393,000 | 614,520 | 614,520 | 614,520 | | 542,416 |
| Bunuri si servicii (cod 20.01.01 la 20.01.09+20.01.30) | 2001 | | | 263,000 | 263,000 | 171,992 | 171,992 | 171,992 | | 169,270 |
| Furnituri de birou | 200101 | | | 5,000 | 5,000 | 2,468 | 2,468 | 2,468 | | 2,468 |
| Materiale pentru curatenie | 200102 | | | 5,000 | 5,000 | 3,921 | 3,921 | 3,921 | | 3,921 |
| Incalzit, iluminat si forta motrica | 200103 | | | 60,000 | 60,000 | 50,306 | 50,306 | 50,306 | | 50,306 |

| A | B | 1 | 2 | 3 | 4 | 5 | 6 | 7 | 8=6-7 | 9 |
|--|--------|---|---|------------|------------|------------|------------|------------|-------|------------|
| Apa, canal si salubritate | 200104 | | | 5,000 | 5,000 | 4,297 | 4,297 | 4,297 | | 4,297 |
| Carburanti si lubrifianti | 200105 | | | 10,000 | 10,000 | 6,283 | 6,283 | 6,283 | | 3,561 |
| Piese de schimb | 200106 | | | 2,000 | 2,000 | 762 | 762 | 762 | | 762 |
| Posta, telecomunicatii, radio, tv, internet | 200108 | | | 6,000 | 6,000 | 3,831 | 3,831 | 3,831 | | 3,831 |
| Materiale si prestari de servicii cu caracter functional | 200109 | | | 100,000 | 100,000 | 84,997 | 84,997 | 84,997 | | 84,997 |
| Alte bunuri si servicii pentru intretinere si functionare | 200130 | | | 70,000 | 70,000 | 15,127 | 15,127 | 15,127 | | 15,127 |
| Bunuri de natura obiectelor de inventar (cod 20.05.01+20.05.03+20.05.30) | 2005 | | | 40,000 | 40,000 | 9,772 | 9,772 | 9,772 | | 17,855 |
| Alte obiecte de inventar | 200530 | | | 40,000 | 40,000 | 9,772 | 9,772 | 9,772 | | 17,855 |
| Deplasari, detasari, transferari (cod 20.06.01+20.06.02) | 2006 | | | 7,000 | 7,000 | 4,173 | 4,173 | 4,173 | | 4,173 |
| Deplasari interne, detasari, transferari | 200601 | | | 7,000 | 7,000 | 4,173 | 4,173 | 4,173 | | 4,173 |
| Carti, publicatii si materiale documentare | 2011 | | | 100,000 | 100,000 | 79,391 | 79,391 | 79,391 | | |
| Consultanta si expertiza | 2012 | | | 50,000 | 50,000 | | | | | |
| Pregatire profesionala | 2013 | | | 3,000 | 3,000 | 850 | 850 | 850 | | 850 |
| Alte cheltuieli (cod 20.30.01 la 20.30.04+20.30.06+20.30.07+20.30.09+20.30.30) | 2030 | | | 930,000 | 930,000 | 348,342 | 348,342 | 348,342 | | 350,268 |
| Alte cheltuieli cu bunuri si servicii | 203030 | | | 930,000 | 930,000 | 348,342 | 348,342 | 348,342 | | 350,268 |
| TITLUL VI TRANSFERURI INTRE UNITATI ALE ADMINISTRATIEI PUBLICE (cod 51.01) (cod 51.01) | 51 | | | 8,427,000 | 8,427,000 | 7,174,213 | 7,174,213 | 7,174,213 | | 7,174,213 |
| Transferuri curente (cod 51.01.01+51.01.03+51.01.05+ 51.01.14+51.01.15+ 51.01.24 +51.01.26 +51.01.31+51.01.39+ 51.01.46+51.01.49+51.01.60+51.01.61+51.01.64) | 5101 | | | 8,427,000 | 8,427,000 | 7,174,213 | 7,174,213 | 7,174,213 | | 7,174,213 |
| Transferuri catre institutii publice | 510101 | | | 8,427,000 | 8,427,000 | 7,174,213 | 7,174,213 | 7,174,213 | | 7,174,213 |
| TITLUL XI ALTE CHELTUIELI (cod 59.01+59.02+ 59.08+59.11+59.12+59.15+ 59.17+59.20+ 59.22+59.25+59.30+ 59.35+ 59.40+59.41) | 59 | | | 11,000,000 | 11,695,000 | 10,481,870 | 10,481,870 | 10,481,870 | | 10,481,870 |
| Contributii la salarizarea personalului neclerical | 5915 | | | 11,000,000 | 11,695,000 | 10,481,870 | 10,481,870 | 10,481,870 | | 10,481,870 |
| TITLUL XXI PLATI EFECTUATE IN ANII PRECEDENTI SI RECUPERATE IN ANUL CURENT(85.01) | 85F | | | | | -73 | -73 | -73 | | |
| Plati efectuate in anii precedenti si recuperate in anul curent (cod 85.01.01) | 8501F | | | | | -73 | -73 | -73 | | |
| Plati efectuate in anii precedenti si recuperate in anul curent în sectiunea de functionare a bugetului local | 850101 | | | | | -73 | -73 | -73 | | |
| SECTIUNEA DE DEZVOLTARE (cod | | | | 3,441,000 | 3,676,000 | 901,780 | 901,780 | 901,780 | | 246,054 |

| A | B | 1 | 2 | 3 | 4 | 5 | 6 | 7 | 8=6-7 | 9 |
|---|--------|---|---|------------|------------|------------|------------|------------|-------|------------|
| 51+55+56+58+60+61+70+81+85) | | | | | | | | | | |
| TITLUL VI TRANSFERURI INTRE UNITATI ALE ADMINISTRATIEI PUBLICE (cod 51.02) | 51 | | | 676,000 | 676,000 | 57,654 | 57,654 | 57,654 | | 57,654 |
| Transferuri de capital (cod 51.02.12+51.02.28+51.02.29) | 5102 | | | 676,000 | 676,000 | 57,654 | 57,654 | 57,654 | | 57,654 |
| Alte transferuri de capital catre institutii publice | 510229 | | | 676,000 | 676,000 | 57,654 | 57,654 | 57,654 | | 57,654 |
| CHELTUIELI DE CAPITAL ((cod 71+72+75) | 70 | | | 2,765,000 | 3,000,000 | 844,126 | 844,126 | 844,126 | | 188,400 |
| TITLUL XV ACTIVE NEFINANCIARE (cod 71.01 + 71.03) | 71 | | | 2,765,000 | 3,000,000 | 844,126 | 844,126 | 844,126 | | 188,400 |
| Active fixe (cod 71.01.01 la 71.01.03+71.01.30) | 7101 | | | 530,000 | 530,000 | 152,080 | 152,080 | 152,080 | | 188,400 |
| Constructii | 710101 | | | 500,000 | 500,000 | 146,670 | 146,670 | 146,670 | | 146,670 |
| Masini, echipamente si mijloace de transport | 710102 | | | | | | | | | 14,658 |
| Alte active fixe | 710130 | | | 30,000 | 30,000 | 5,410 | 5,410 | 5,410 | | 27,072 |
| Reparatii capitale aferente activelor fixe | 7103 | | | 2,235,000 | 2,470,000 | 692,046 | 692,046 | 692,046 | | |
| TITLUL VI TRANSFERURI INTRE UNITATI ALE ADMINISTRATIEI PUBLICE (cod 51.01+51.02) | 51 | | | 9,103,000 | 9,103,000 | 7,231,867 | 7,231,867 | 7,231,867 | | 7,231,867 |
| | 84 | | | | | -73 | -73 | -73 | | |
| A. CHELTUIELILE CURENTE (10+20+30+40+50+51+55+56+58+57+59+60+61) | 01 | | | 22,803,000 | 23,498,000 | 19,378,257 | 19,378,257 | 19,378,257 | | 19,306,448 |
| TITLUL XIX PLATI EFECTUATE IN ANII PRECEDENTI SI RECUPERATE IN ANUL CURENT (85.01) | 85 | | | | | -73 | -73 | -73 | | |
| Plati efectuate in anii precedenti si recuperate in anul curent (cod 85.01.02+85.01.05) | 8501 | | | | | -73 | -73 | -73 | | |

*) Se inscriu denumirea si simbolul capitolelor din bugetul aprobat detaliate pe titluri , articole, alineate, pe structura clasificatiei economice

(bugetele locale, bugetul creditelor externe, bugetul creditelor interne, bugetul fondurilor externe nerambursabile - sursa D, institutii finantate integral sau partial din venituri proprii/activitati finantate integral din veniturii proprii

NOTA: Sumele inscrise in col. 6 "Plati efectuate" cu semnul minus la Titlul 85, art. 85.01 "Plati efectuate din precedenti si recuperate in anul curent", se inscriu si pe col. 4"Angajamente bugetare" si col. 5 "Angajamente legale" la acelasi cod tot cu semnul minus , astfel incat in col. 7 "Angajamente legale de platit" sa nu fie raportate sume.

Ordonator principal de credite



Directia Economica

CONTUL DE EXECUTIE AL INSTITUTIILOR PUBLICE - CHELTUIELI

la data de 31.12.2023

Cod 21 Capitol 67020302

Subcapitol

-lei-

| DENUMIREA INDICATORILOR*) | Cod indicator | Credite de angajament | | Credite bugetare | | Angajamente bugetare | Angajamente legale | Plati efectuate | Angajamente legale de platit | Cheltuieli efective |
|---|---------------|-----------------------|------------|------------------|------------|----------------------|--------------------|-----------------|------------------------------|---------------------|
| | | Initiale | Definitive | Initiale | Definitive | | | | | |
| A | B | 1 | 2 | 3 | 4 | 5 | 6 | 7 | 8=6-7 | 9 |
| TOTAL CHELTUIELI(SECTIUNEA DE FUNCTIONARE+SECTIUNEA DE DEZVOLTARE) | | | | 4,085,000 | 4,320,000 | 2,019,008 | 2,019,008 | 2,019,008 | | 1,289,620 |
| SECTIUNEA DE FUNCTIONARE (cod 01+79+85) | | | | 1,820,000 | 1,820,000 | 1,321,552 | 1,321,552 | 1,321,552 | | 1,247,890 |
| CHELTUIELI CURENTE (10+20+30+40+50+51SF+55SF+57+59) | 01 | | | 1,820,000 | 1,820,000 | 1,321,625 | 1,321,625 | 1,321,625 | | 1,247,890 |
| TITLUL I CHELTUIELI DE PERSONAL (cod 10.01 la10.03) | 10 | | | 1,307,000 | 1,307,000 | 1,050,000 | 1,050,000 | 1,050,000 | | 1,050,295 |
| Cheltuieli salariale in bani (cod 10.01.01+10.01.03 la 10.01.17+10.01.29 +10.01.30) | 1001 | | | 1,253,000 | 1,253,000 | 1,006,214 | 1,006,214 | 1,006,214 | | 1,006,502 |
| Salarii de baza | 100101 | | | 1,177,000 | 1,177,000 | 950,419 | 950,419 | 950,419 | | 950,620 |
| Drepturi de delegare | 100113 | | | 2,000 | 2,000 | 132 | 132 | 132 | | 132 |
| Indemnizatii de hrana | 100117 | | | 74,000 | 74,000 | 55,663 | 55,663 | 55,663 | | 55,750 |
| Cheltuieli salariale in natura (cod 10.02.01 la 10.02.06+10.02.30) | 1002 | | | 26,000 | 26,000 | 21,150 | 21,150 | 21,150 | | 21,150 |
| Vouchere de vacanta | 100206 | | | 26,000 | 26,000 | 21,150 | 21,150 | 21,150 | | 21,150 |
| Contributii (cod 10.03.01 la 10.03.08) | 1003 | | | 28,000 | 28,000 | 22,636 | 22,636 | 22,636 | | 22,643 |
| Contributia asiguratorie pentru munca | 100307 | | | 28,000 | 28,000 | 22,636 | 22,636 | 22,636 | | 22,643 |
| TITLUL II BUNURI SI SERVICII (cod 20.01 la 20.06+20.09 la 20.16+20.18 la 20.25+20.27+20.30) | 20 | | | 513,000 | 513,000 | 271,625 | 271,625 | 271,625 | | 197,595 |
| Bunuri si servicii (cod 20.01.01 la 20.01.09+20.01.30) | 2001 | | | 263,000 | 263,000 | 171,992 | 171,992 | 171,992 | | 169,270 |
| Furnituri de birou | 200101 | | | 5,000 | 5,000 | 2,468 | 2,468 | 2,468 | | 2,468 |
| Materiale pentru curatenie | 200102 | | | 5,000 | 5,000 | 3,921 | 3,921 | 3,921 | | 3,921 |
| Incalzit, iluminat si forta motrica | 200103 | | | 60,000 | 60,000 | 50,306 | 50,306 | 50,306 | | 50,306 |

| A | B | 1 | 2 | 3 | 4 | 5 | 6 | 7 | 8=6-7 | 9 |
|---|--------|---|---|-----------|-----------|-----------|-----------|-----------|-------|-----------|
| Apa, canal si salubritate | 200104 | | | 5,000 | 5,000 | 4,297 | 4,297 | 4,297 | | 4,297 |
| Carburanti si lubrifianti | 200105 | | | 10,000 | 10,000 | 6,283 | 6,283 | 6,283 | | 3,561 |
| Piese de schimb | 200106 | | | 2,000 | 2,000 | 762 | 762 | 762 | | 762 |
| Posta, telecomunicatii, radio, tv, internet | 200108 | | | 6,000 | 6,000 | 3,831 | 3,831 | 3,831 | | 3,831 |
| Materiale si prestari de servicii cu caracter functional | 200109 | | | 100,000 | 100,000 | 84,997 | 84,997 | 84,997 | | 84,997 |
| Alte bunuri si servicii pentru intretinere si functionare | 200130 | | | 70,000 | 70,000 | 15,127 | 15,127 | 15,127 | | 15,127 |
| Bunuri de natura obiectelor de inventar (cod 20.05.01+20.05.03+20.05.30) | 2005 | | | 40,000 | 40,000 | 9,772 | 9,772 | 9,772 | | 17,855 |
| Alte obiecte de inventar | 200530 | | | 40,000 | 40,000 | 9,772 | 9,772 | 9,772 | | 17,855 |
| Deplasari, detasari, transferari (cod 20.06.01+20.06.02) | 2006 | | | 7,000 | 7,000 | 4,173 | 4,173 | 4,173 | | 4,173 |
| Deplasari interne, detasari, transferari | 200601 | | | 7,000 | 7,000 | 4,173 | 4,173 | 4,173 | | 4,173 |
| Carti, publicatii si materiale documentare | 2011 | | | 100,000 | 100,000 | 79,391 | 79,391 | 79,391 | | |
| Consultanta si expertiza | 2012 | | | 50,000 | 50,000 | | | | | |
| Pregatire profesionala | 2013 | | | 3,000 | 3,000 | 850 | 850 | 850 | | 850 |
| Alte cheltuieli (cod 20.30.01 la 20.30.04+20.30.06+20.30.07+20.30.09+20.30.30) | 2030 | | | 50,000 | 50,000 | 5,447 | 5,447 | 5,447 | | 5,447 |
| Alte cheltuieli cu bunuri si servicii | 203030 | | | 50,000 | 50,000 | 5,447 | 5,447 | 5,447 | | 5,447 |
| TITLUL XXI PLATI EFECTUATE IN ANII PRECEDENTI SI RECUPERATE IN ANUL CURENT(85.01) | 85F | | | | | -73 | -73 | -73 | | |
| Plati efectuate in anii precedenti si recuperate in anul curent (cod 85.01.01) | 8501F | | | | | -73 | -73 | -73 | | |
| Plati efectuate in anii precedenti si recuperate in anul curent in sectiunea de functionare a bugetului local | 850101 | | | | | -73 | -73 | -73 | | |
| SECTIUNEA DE DEZVOLTARE (cod 51+55+56+58+60+61+70+81+85) | | | | 2,265,000 | 2,500,000 | 697,456 | 697,456 | 697,456 | | 41,730 |
| CHELTUIELI DE CAPITAL ((cod 71+72+75) | 70 | | | 2,265,000 | 2,500,000 | 697,456 | 697,456 | 697,456 | | 41,730 |
| TITLUL XV ACTIVE NEFINANCIARE (cod 71.01 + 71.03) | 71 | | | 2,265,000 | 2,500,000 | 697,456 | 697,456 | 697,456 | | 41,730 |
| Active fixe (cod 71.01.01 la 71.01.03+71.01.30) | 7101 | | | 30,000 | 30,000 | 5,410 | 5,410 | 5,410 | | 41,730 |
| Masini, echipamente si mijloace de transport | 710102 | | | | | | | | | 14,658 |
| Alte active fixe | 710130 | | | 30,000 | 30,000 | 5,410 | 5,410 | 5,410 | | 27,072 |
| Reparatii capitale aferente activelor fixe | 7103 | | | 2,235,000 | 2,470,000 | 692,046 | 692,046 | 692,046 | | |
| | 84 | | | | | -73 | -73 | -73 | | |
| A. CHELTUIELILE CURENTE (10+20+30+40+50+51+55+56+58+57+59+60+61) | 01 | | | 1,820,000 | 1,820,000 | 1,321,625 | 1,321,625 | 1,321,625 | | 1,247,890 |

| A | B | 1 | 2 | 3 | 4 | 5 | 6 | 7 | 8=6-7 | 9 |
|---|------|---|---|---|---|-----|-----|-----|-------|---|
| TITLUL XIX PLATI EFECTUATE IN ANII PRECEDENTI SI RECUPERATE IN ANUL CURENT (85.01) | 85 | | | | | -73 | -73 | -73 | | |
| Plati efectuate in anii precedenti si recuperate in anul curent (cod 85.01.02+85.01.05) | 8501 | | | | | -73 | -73 | -73 | | |

*) Se inscriu denumirea si simbolul capitolelor din bugetul aprobat detaliate pe titluri , articole, alineate, pe structura clasificatiei economice (bugetele locale, bugetul creditelor externe, bugetul creditelor interne, bugetul fondurilor externe nerambursabile - sursa D, institutii finantate integral sau partial din venituri proprii/activitati finantate integral din veniturii proprii
 NOTA: Sumele inscrise in col. 6 "Plati efectuate" cu semnul minus la Titlul 85, art. 85.01 "Plati efectuate din precedenti si recuperate in anul curent", se inscriu si pe col. 4 "Angajamente bugetare" si col. 5 "Angajamente legale" la acelasi cod tot cu semnul minus , astfel incat in col. 7 "Angajamente legale de platit" sa nu fie raportate sume.

Ordonator principal de credite



Directia Economica

Eutomi

CONTUL DE EXECUTIE AL INSTITUTIILOR PUBLICE - CHELTUIELI


la data de 31.12.2023

Cod 21 Capitol 67020303

Subcapitol

-lei-

| DENUMIREA INDICATORILOR*) | Cod indicator | Credite de angajament | | Credite bugetare | | Angajamente bugetare | Angajamente legale | Plati efectuate | Angajamente legale de platit | Cheltuieli efective |
|--|---------------|-----------------------|------------|------------------|------------|----------------------|--------------------|-----------------|------------------------------|---------------------|
| | | Initiale | Definitive | Initiale | Definitive | | | | | |
| A | B | 1 | 2 | 3 | 4 | 5 | 6 | 7 | 8=6-7 | 9 |
| TOTAL CHELTUIELI(SECTIUNEA DE FUNCTIONARE+SECTIUNEA DE DEZVOLTARE) | | | | 1,992,000 | 1,992,000 | 1,583,577 | 1,583,577 | 1,583,577 | | 1,583,577 |
| SECTIUNEA DE FUNCTIONARE (cod 01+79+85) | | | | 1,836,000 | 1,836,000 | 1,535,957 | 1,535,957 | 1,535,957 | | 1,535,957 |
| CHELTUIELI CURENTE (10+20+30+40+50+51SF+55SF+57+59) | 01 | | | 1,836,000 | 1,836,000 | 1,535,957 | 1,535,957 | 1,535,957 | | 1,535,957 |
| TITLUL VI TRANSFERURI INTRE UNITATI ALE ADMINISTRATIEI PUBLICE (cod 51.01) (cod 51.01) | 51 | | | 1,836,000 | 1,836,000 | 1,535,957 | 1,535,957 | 1,535,957 | | 1,535,957 |
| Transferuri curente (cod 51.01.01+51.01.03+51.01.05+ 51.01.14+51.01.15+ 51.01.24 +51.01.26 +51.01.31+51.01.39+ 51.01.46+51.01.49+51.01.60+51.01.61+51.01.64) | 5101 | | | 1,836,000 | 1,836,000 | 1,535,957 | 1,535,957 | 1,535,957 | | 1,535,957 |
| Transferuri catre institutii publice | 510101 | | | 1,836,000 | 1,836,000 | 1,535,957 | 1,535,957 | 1,535,957 | | 1,535,957 |
| SECTIUNEA DE DEZVOLTARE (cod 51+55+56+58+60+61+70+81+85) | | | | 156,000 | 156,000 | 47,620 | 47,620 | 47,620 | | 47,620 |
| TITLUL VI TRANSFERURI INTRE UNITATI ALE ADMINISTRATIEI PUBLICE (cod 51.02) | 51 | | | 156,000 | 156,000 | 47,620 | 47,620 | 47,620 | | 47,620 |
| Transferuri de capital (cod 51.02.12+51.02.28+51.02.29) | 5102 | | | 156,000 | 156,000 | 47,620 | 47,620 | 47,620 | | 47,620 |
| Alte transferuri de capital catre institutii publice | 510229 | | | 156,000 | 156,000 | 47,620 | 47,620 | 47,620 | | 47,620 |
| TITLUL VI TRANSFERURI INTRE UNITATI ALE ADMINISTRATIEI PUBLICE (cod 51.01+51.02) | 51 | | | 1,992,000 | 1,992,000 | 1,583,577 | 1,583,577 | 1,583,577 | | 1,583,577 |
| A. CHELTUIELILE CURENTE (10+20+30+40+50+51+55+56+58+57+59+60+61) | 01 | | | 1,992,000 | 1,992,000 | 1,583,577 | 1,583,577 | 1,583,577 | | 1,583,577 |

Ondreacu furnizat de credit


Ondreacu Economic
 Putina

67020308 Centre de conservare si promovare a

Anexa 7

CONTUL DE EXECUTIE AL INSTITUTIILOR PUBLICE - CHELTUIELI

la data de 31.12.2023

Cod 21 Capitol 67020308

Subcapitol

-lei-

| DENUMIREA INDICATORILOR*) | Cod indicator | Credite de angajament | | Credite bugetare | | Angajamente bugetare | Angajamente legale | Plati efectuate | Angajamente legale de platit | Cheltuieli efective |
|--|---------------|-----------------------|------------|------------------|------------|----------------------|--------------------|-----------------|------------------------------|---------------------|
| | | Initiale | Definitive | Initiale | Definitive | | | | | |
| A | B | 1 | 2 | 3 | 4 | 5 | 6 | 7 | 8=6-7 | 9 |
| TOTAL CHELTUIELI(SECTIUNEA DE FUNCTIONARE+SECTIUNEA DE DEZVOLTARE) | | | | 7,111,000 | 7,111,000 | 5,648,290 | 5,648,290 | 5,648,290 | | 5,648,290 |
| SECTIUNEA DE FUNCTIONARE (cod 01+79+85) | | | | 6,591,000 | 6,591,000 | 5,638,256 | 5,638,256 | 5,638,256 | | 5,638,256 |
| CHELTUIELI CURENTE (10+20+30+40+50+51SF+55SF+57+59) | 01 | | | 6,591,000 | 6,591,000 | 5,638,256 | 5,638,256 | 5,638,256 | | 5,638,256 |
| TITLUL VI TRANSFERURI INTRE UNITATI ALE ADMINISTRATIEI PUBLICE (cod 51.01) (cod 51.01) | 51 | | | 6,591,000 | 6,591,000 | 5,638,256 | 5,638,256 | 5,638,256 | | 5,638,256 |
| Transferuri curente (cod 51.01.01+51.01.03+51.01.05+ 51.01.14+51.01.15+ 51.01.24 +51.01.26 +51.01.31+51.01.39+ 51.01.46+51.01.49+51.01.60+51.01.61+51.01.64) | 5101 | | | 6,591,000 | 6,591,000 | 5,638,256 | 5,638,256 | 5,638,256 | | 5,638,256 |
| Transferuri catre institutii publice | 510101 | | | 6,591,000 | 6,591,000 | 5,638,256 | 5,638,256 | 5,638,256 | | 5,638,256 |
| SECTIUNEA DE DEZVOLTARE (cod 51+55+56+58+60+61+70+81+85) | | | | 520,000 | 520,000 | 10,034 | 10,034 | 10,034 | | 10,034 |
| TITLUL VI TRANSFERURI INTRE UNITATI ALE ADMINISTRATIEI PUBLICE (cod 51.02) | 51 | | | 520,000 | 520,000 | 10,034 | 10,034 | 10,034 | | 10,034 |
| Transferuri de capital (cod 51.02.12+51.02.28+51.02.29) | 5102 | | | 520,000 | 520,000 | 10,034 | 10,034 | 10,034 | | 10,034 |
| Alte transferuri de capital catre institutii publice | 510229 | | | 520,000 | 520,000 | 10,034 | 10,034 | 10,034 | | 10,034 |
| TITLUL VI TRANSFERURI INTRE UNITATI ALE ADMINISTRATIEI PUBLICE (cod 51.01+51.02) | 51 | | | 7,111,000 | 7,111,000 | 5,648,290 | 5,648,290 | 5,648,290 | | 5,648,290 |
| A. CHELTUIELILE CURENTE (10+20+30+40+50+51+55+56+58+57+59+60+61) | 01 | | | 7,111,000 | 7,111,000 | 5,648,290 | 5,648,290 | 5,648,290 | | 5,648,290 |

Ondouabr fongipab
Mull
ROMANIA
JUDETUL
TELEORMAN
INSTITUTUL
1

Directia Economica
Eutimi

67020330 Alte servicii culturale

Anexa 7

CONTUL DE EXECUTIE AL INSTITUTIILOR PUBLICE - CHELTUIELI

la data de 31.12.2023

Cod 21 Capitol 67020330

Subcapitol

-lei-

| DENUMIREA INDICATORILOR*) | Cod indicator | Credite de angajament | | Credite bugetare | | Angajamente bugetare | Angajamente legale | Plati efectuate | Angajamente legale de platit | Cheltuieli efective |
|---|---------------|-----------------------|------------|------------------|------------|----------------------|--------------------|-----------------|------------------------------|---------------------|
| | | Initiale | Definitive | Initiale | Definitive | | | | | |
| A | B | 1 | 2 | 3 | 4 | 5 | 6 | 7 | 8=6-7 | 9 |
| TOTAL CHELTUIELI(SECTIUNEA DE FUNCTIONARE+SECTIUNEA DE DEZVOLTARE) | | | | 1,380,000 | 1,380,000 | 489,565 | 489,565 | 489,565 | | 491,491 |
| SECTIUNEA DE FUNCTIONARE (cod 01+79+85) | | | | 880,000 | 880,000 | 342,895 | 342,895 | 342,895 | | 344,821 |
| CHELTUIELI CURENTE (10+20+30+40+50+51SF+55SF+57+59) | 01 | | | 880,000 | 880,000 | 342,895 | 342,895 | 342,895 | | 344,821 |
| TITLUL II BUNURI SI SERVICII (cod 20.01 la 20.06+20.09 la 20.16+20.18 la 20.25+20.27+20.30) | 20 | | | 880,000 | 880,000 | 342,895 | 342,895 | 342,895 | | 344,821 |
| Alte cheltuieli (cod 20.30.01 la 20.30.04+20.30.06+20.30.07+20.30.09+20.30.30) | 2030 | | | 880,000 | 880,000 | 342,895 | 342,895 | 342,895 | | 344,821 |
| Alte cheltuieli cu bunuri si servicii | 203030 | | | 880,000 | 880,000 | 342,895 | 342,895 | 342,895 | | 344,821 |
| SECTIUNEA DE DEZVOLTARE (cod 51+55+56+58+60+61+70+81+85) | | | | 500,000 | 500,000 | 146,670 | 146,670 | 146,670 | | 146,670 |
| CHELTUIELI DE CAPITAL ((cod 71+72+75) | 70 | | | 500,000 | 500,000 | 146,670 | 146,670 | 146,670 | | 146,670 |
| TITLUL XV ACTIVE NEFINANCIARE (cod 71.01 + 71.03) | 71 | | | 500,000 | 500,000 | 146,670 | 146,670 | 146,670 | | 146,670 |
| Active fixe (cod 71.01.01 la 71.01.03+71.01.30) | 7101 | | | 500,000 | 500,000 | 146,670 | 146,670 | 146,670 | | 146,670 |
| Constructii | 710101 | | | 500,000 | 500,000 | 146,670 | 146,670 | 146,670 | | 146,670 |
| A. CHELTUIELILE CURENTE (10+20+30+40+50+51+55+56+58+57+59+60+61) | 01 | | | 880,000 | 880,000 | 342,895 | 342,895 | 342,895 | | 344,821 |

Ondreacato furnizat de catre



Director economie
E. Timmi

CONTUL DE EXECUTIE AL INSTITUTIILOR PUBLICE - CHELTUIELI

la data de 31.12.2023

Cod 21 Capitol 670206

Subcapitol

-lei-

| DENUMIREA INDICATORILOR*) | Cod indicator | Credite de angajament | | Credite bugetare | | Angajamente bugetare | Angajamente legale | Plati efectuate | Angajamente legale de platit | Cheltuieli efective |
|--|---------------|-----------------------|------------|------------------|------------|----------------------|--------------------|-----------------|------------------------------|---------------------|
| | | Initiale | Definitive | Initiale | Definitive | | | | | |
| A | B | 1 | 2 | 3 | 4 | 5 | 6 | 7 | 8=6-7 | 9 |
| TOTAL CHELTUIELI(SECTIUNEA DE FUNCTIONARE+SECTIUNEA DE DEZVOLTARE) | | | | 11,000,000 | 11,695,000 | 10,481,870 | 10,481,870 | 10,481,870 | | 10,481,870 |
| SECTIUNEA DE FUNCTIONARE (cod 01+79+85) | | | | 11,000,000 | 11,695,000 | 10,481,870 | 10,481,870 | 10,481,870 | | 10,481,870 |
| CHELTUIELI CURENTE (10+20+30+40+50+51SF+55SF+57+59) | 01 | | | 11,000,000 | 11,695,000 | 10,481,870 | 10,481,870 | 10,481,870 | | 10,481,870 |
| TITLUL XI ALTE CHELTUIELI (cod 59.01+59.02+59.08+59.11+59.12+59.15+ 59.17+59.20+59.22+59.25+59.30+ 59.35+ 59.40+59.41) | 59 | | | 11,000,000 | 11,695,000 | 10,481,870 | 10,481,870 | 10,481,870 | | 10,481,870 |
| Contributii la salarizarea personalului neclerical | 5915 | | | 11,000,000 | 11,695,000 | 10,481,870 | 10,481,870 | 10,481,870 | | 10,481,870 |
| A. CHELTUIELILE CURENTE (10+20+30+40+50+51+55+56+58+57+59+60+61) | 01 | | | 11,000,000 | 11,695,000 | 10,481,870 | 10,481,870 | 10,481,870 | | 10,481,870 |

*) Se inscriu denumirea si simbolul capitolelor din bugetul aprobat detaliate pe titluri , articole, alineate, pe structura clasificatiei economice

(bugetele locale, bugetul creditelor externe, bugetul creditelor interne, bugetul fondurilor externe nerambursabile - sursa D, institutii finantate integral sau partial din venituri proprii/activitati finantate integral din veniturii proprii

NOTA: Sumele inscrie in col. 6 "Plati efectuate" cu semnul minus la Titlul 85, art. 85.01 "Plati efectuate din precedenti si recuperate in anul curent", se inscriu si pe col. 4"Angajamente bugetare" si col. 5 "Angajamente legale" la acelasi cod tot cu semnul minus , astfel incat in col. 7 "Angajamente legale de platit" sa nu fie raportate sume.

Ordonator principal de credite



Directia Economica

CONTUL DE EXECUTIE AL INSTITUTIILOR PUBLICE - CHELTUIELI

la data de 31.12.2023

Cod 21 Capitol 67020601

Subcapitol

-lei-

| DENUMIREA INDICATORILOR*) | Cod indicator | Credite de angajament | | Credite bugetare | | Angajamente bugetare | Angajamente legale | Plati efectuate | Angajamente legale de platit | Cheltuieli efective |
|--|---------------|-----------------------|------------|------------------|------------|----------------------|--------------------|-----------------|------------------------------|---------------------|
| | | Initiale | Definitive | Initiale | Definitive | | | | | |
| A | B | 1 | 2 | 3 | 4 | 5 | 6 | 7 | 8=6-7 | 9 |
| TOTAL CHELTUIELI(SECTIUNEA DE FUNCTIONARE+SECTIUNEA DE DEZVOLTARE) | | | | 10,886,000 | 11,581,000 | 10,398,704 | 10,398,704 | 10,398,704 | | 10,398,704 |
| SECTIUNEA DE FUNCTIONARE (cod 01+79+85) | | | | 10,886,000 | 11,581,000 | 10,398,704 | 10,398,704 | 10,398,704 | | 10,398,704 |
| CHELTUIELI CURENTE (10+20+30+40+50+51SF+55SF+57+59) | 01 | | | 10,886,000 | 11,581,000 | 10,398,704 | 10,398,704 | 10,398,704 | | 10,398,704 |
| TITLUL XI ALTE CHELTUIELI (cod 59.01+59.02+59.08+59.11+59.12+59.15+ 59.17+59.20+59.22+59.25+59.30+ 59.35+ 59.40+59.41) | 59 | | | 10,886,000 | 11,581,000 | 10,398,704 | 10,398,704 | 10,398,704 | | 10,398,704 |
| Contributii la salarizarea personalului neclerical | 5915 | | | 10,886,000 | 11,581,000 | 10,398,704 | 10,398,704 | 10,398,704 | | 10,398,704 |
| A. CHELTUIELILE CURENTE (10+20+30+40+50+51+55+56+58+57+59+60+61) | 01 | | | 10,886,000 | 11,581,000 | 10,398,704 | 10,398,704 | 10,398,704 | | 10,398,704 |

*) Se inscriu denumirea si simbolul capitolelor din bugetul aprobat detaliate pe titluri , articole, alineate, pe structura clasificatiei economice

(bugetele locale, bugetul creditelor externe, bugetul creditelor interne, bugetul fondurilor externe nerambursabile - sursa D, institutii finantate integral sau partial din venituri proprii/activitati finantate integral din veniturii proprii

NOTA: Sumele inscrise in col. 6 "Plati efectuate" cu semnul minus la Titlul 85, art. 85.01 "Plati efectuate din precedenti si recuperate in anul curent", se inscriu si pe col. 4"Angajamente bugetare" si col. 5 "Angajamente legale" la acelasi cod tot cu semnul minus , astfel incat in col. 7 "Angajamente legale de platit" sa nu fie raportate sume.

Ordonator principal de credite



Directia Economica

CONTUL DE EXECUTIE AL INSTITUTIILOR PUBLICE - CHELTUIELI

la data de 31.12.2023

Cod 21 Capitol 67020602

Subcapitol

-lei-

| DENUMIREA INDICATORILOR*) | Cod indicator | Credite de angajament | | Credite bugetare | | Angajamente bugetare | Angajamente legale | Plati efectuate | Angajamente legale de platit | Cheltuieli efective |
|--|---------------|-----------------------|------------|------------------|------------|----------------------|--------------------|-----------------|------------------------------|---------------------|
| | | Initiale | Definitive | Initiale | Definitive | | | | | |
| A | B | 1 | 2 | 3 | 4 | 5 | 6 | 7 | 8=6-7 | 9 |
| TOTAL CHELTUIELI(SECTIUNEA DE FUNCTIONARE+SECTIUNEA DE DEZVOLTARE) | | | | 85,000 | 85,000 | 83,166 | 83,166 | 83,166 | | 83,166 |
| SECTIUNEA DE FUNCTIONARE (cod 01+79+85) | | | | 85,000 | 85,000 | 83,166 | 83,166 | 83,166 | | 83,166 |
| CHELTUIELI CURENTE (10+20+30+40+50+51SF+55SF+57+59) | 01 | | | 85,000 | 85,000 | 83,166 | 83,166 | 83,166 | | 83,166 |
| TITLUL XI ALTE CHELTUIELI (cod 59.01+59.02+59.08+59.11+59.12+59.15+ 59.17+59.20+59.22+59.25+59.30+ 59.35+ 59.40+59.41) | 59 | | | 85,000 | 85,000 | 83,166 | 83,166 | 83,166 | | 83,166 |
| Contributii la salarizarea personalului neclerical | 5915 | | | 85,000 | 85,000 | 83,166 | 83,166 | 83,166 | | 83,166 |
| A. CHELTUIELILE CURENTE (10+20+30+40+50+51+55+56+58+57+59+60+61) | 01 | | | 85,000 | 85,000 | 83,166 | 83,166 | 83,166 | | 83,166 |

*) Se inscriu denumirea si simbolul capitolului din bugetul aprobat detaliate pe titluri , articole, alineate, pe structura clasificatiei economice

(bugetele locale, bugetul creditelor externe, bugetul creditelor interne, bugetul fondurilor externe nerambursabile - sursa D, institutii finantate integral sau partial din venituri proprii/activitati finantate integral din veniturii proprii

NOTA: Sumele inscrise in col. 6 "Plati efectuate" cu semnul minus la Titlul 85, art. 85.01 "Plati efectuate din precedenti si recuperate in anul curent", se inscriu si pe col. 4"Angajamente bugetare" si col. 5 "Angajamente legale" la acelasi cod tot cu semnul minus , astfel incat in col. 7 "Angajamente legale de platit" sa nu fie raportate sume.

Ordonator principal de credite



Directia Economica

CONTUL DE EXECUTIE AL INSTITUTIILOR PUBLICE - CHELTUIELI

la data de 31.12.2023

Cod 21 Capitol 67020603

Subcapitol

-lei-

| DENUMIREA INDICATORILOR*) | Cod indicator | Credite de angajament | | Credite bugetare | | Angajamente bugetare | Angajamente legale | Plati efectuate | Angajamente legale de platit | Cheltuieli efective |
|--|---------------|-----------------------|------------|------------------|------------|----------------------|--------------------|-----------------|------------------------------|---------------------|
| | | Initiale | Definitive | Initiale | Definitive | | | | | |
| A | B | 1 | 2 | 3 | 4 | 5 | 6 | 7 | 8=6-7 | 9 |
| TOTAL CHELTUIELI(SECTIUNEA DE FUNCTIONARE+SECTIUNEA DE DEZVOLTARE) | | | | 29,000 | 29,000 | | | | | |
| SECTIUNEA DE FUNCTIONARE (cod 01+79+85) | | | | 29,000 | 29,000 | | | | | |
| CHELTUIELI CURENTE (10+20+30+40+50+51SF+55SF+57+59) | 01 | | | 29,000 | 29,000 | | | | | |
| TITLUL XI ALTE CHELTUIELI (cod 59.01+59.02+ 59.08+59.11+59.12+59.15+ 59.17+59.20+ 59.22+59.25+59.30+ 59.35+ 59.40+59.41) | 59 | | | 29,000 | 29,000 | | | | | |
| Contributii la salarizarea personalului neclerical | 5915 | | | 29,000 | 29,000 | | | | | |
| A. CHELTUIELILE CURENTE (10+20+30+40+50+51+55+56+58+57+59+60+61) | 01 | | | 29,000 | 29,000 | | | | | |

*) Se inscriu denumirea si simbolul capitolelor din bugetul aprobat detaliate pe titluri , articole, alineate, pe structura clasificatiei economice

(bugetele locale, bugetul creditelor externe, bugetul creditelor interne, bugetul fondurilor externe nerambursabile - sursa D, institutii finantate integral sau partial din venituri proprii/activitati finantate integral din veniturii proprii

NOTA: Sumele inscrise in col. 6 "Plati efectuate" cu semnul minus la Titlul 85, art. 85.01 "Plati efectuate din precedenti si recuperate in anul curent", se inscriu si pe col. 4"Angajamente bugetare" si col. 5 "Angajamente legale" la acelasi cod tot cu semnul minus , astfel incat in col. 7 "Angajamente legale de platit" sa nu fie raportate sume.

Ordonator principal de credite



Directia Economica

CONTUL DE EXECUTIE AL INSTITUTIILOR PUBLICE - CHELTUIELI

la data de 31.12.2023

Cod 21 Capitol 6802

Subcapitol

-lei-

| DENUMIREA INDICATORILOR*) | Cod indicator | Credite de angajament | | Credite bugetare | | Angajamente bugetare | Angajamente legale | Plati efectuate | Angajamente legale de platit | Cheltuieli efective |
|--|---------------|-----------------------|------------|------------------|------------|----------------------|--------------------|-----------------|------------------------------|---------------------|
| | | Initiale | Definitive | Initiale | Definitive | | | | | |
| A | B | 1 | 2 | 3 | 4 | 5 | 6 | 7 | 8=6-7 | 9 |
| TOTAL CHELTUIELI(SECTIUNEA DE FUNCTIONARE+SECTIUNEA DE DEZVOLTARE) | | | | 90,459,000 | 90,339,000 | 66,606,295 | 66,606,295 | 66,606,295 | | 67,997,750 |
| SECTIUNEA DE FUNCTIONARE (cod 01+79+85) | | | | 70,699,000 | 75,778,000 | 63,843,644 | 63,843,644 | 63,843,644 | | 65,296,757 |
| CHELTUIELI CURENTE (10+20+30+40+50+51SF+55SF+57+59) | 01 | | | 70,699,000 | 75,778,000 | 64,187,823 | 64,187,823 | 64,187,823 | | 65,296,757 |
| TITLUL I CHELTUIELI DE PERSONAL (cod 10.01 la10.03) | 10 | | | 52,265,000 | 55,949,000 | 52,934,869 | 52,934,869 | 52,934,869 | | 52,810,415 |
| Cheltuieli salariale in bani (cod 10.01.01+10.01.03 la 10.01.17+10.01.29 +10.01.30) | 1001 | | | 50,121,000 | 53,857,000 | 50,873,407 | 50,873,407 | 50,873,407 | | 50,737,644 |
| Salarii de baza | 100101 | | | 39,240,000 | 42,129,000 | 39,362,016 | 39,362,016 | 39,362,016 | | 39,145,384 |
| Sporuri pentru conditii de munca | 100105 | | | 7,913,000 | 7,547,000 | 7,439,514 | 7,439,514 | 7,439,514 | | 7,461,770 |
| Indemnizatii platite unor persoane din afara unitatii | 100112 | | | 215,000 | 464,000 | 447,610 | 447,610 | 447,610 | | 492,140 |
| Drepturi de delegare | 100113 | | | | 2,000 | 1,219 | 1,219 | 1,219 | | 1,219 |
| Indemnizatii de hrana | 100117 | | | 2,313,000 | 2,264,000 | 2,231,109 | 2,231,109 | 2,231,109 | | 2,235,375 |
| Stimulentul de risc | 100129 | | | | 965,000 | 962,500 | 962,500 | 962,500 | | 962,500 |
| Alte drepturi salariale in bani | 100130 | | | 440,000 | 486,000 | 429,439 | 429,439 | 429,439 | | 439,256 |
| Cheltuieli salariale in natura (cod 10.02.01 la 10.02.06+10.02.30) | 1002 | | | 986,000 | 943,000 | 932,380 | 932,380 | 932,380 | | 932,380 |
| Vouchere de vacanta | 100206 | | | 986,000 | 943,000 | 932,380 | 932,380 | 932,380 | | 932,380 |
| Contributii (cod 10.03.01 la 10.03.08) | 1003 | | | 1,158,000 | 1,149,000 | 1,129,082 | 1,129,082 | 1,129,082 | | 1,140,391 |
| Contributii de asigurari sociale de stat | 100301 | | | 9,000 | 15,000 | 14,715 | 14,715 | 14,715 | | 14,715 |
| Contributii de asigurari de somaj | 100302 | | | 1,000 | 1,000 | 466 | 466 | 466 | | 466 |
| Contributii de asigurari sociale de sanatate | 100303 | | | 3,000 | 5,000 | 4,843 | 4,843 | 4,843 | | 4,843 |

| A | B | 1 | 2 | 3 | 4 | 5 | 6 | 7 | 8=6-7 | 9 |
|---|--------|---|---|------------|------------|-----------|-----------|-----------|-------|-----------|
| Contributii de asigurari pentru accidente de munca si boli profesionale | 100304 | | | 1,000 | 1,000 | 140 | 140 | 140 | | 140 |
| Contributii pentru concedii si indemnizatii | 100306 | | | 1,000 | 1,000 | 792 | 792 | 792 | | 792 |
| Contributia asiguratorie pentru munca | 100307 | | | 1,141,000 | 1,123,000 | 1,105,943 | 1,105,943 | 1,105,943 | | 1,116,969 |
| Contributii platite de angajator in numele angajatului | 100308 | | | 2,000 | 3,000 | 2,183 | 2,183 | 2,183 | | 2,466 |
| TITLUL II BUNURI SI SERVICII (cod 20.01 la 20.06+20.09 la 20.16+20.18 la 20.25+20.27+20.30) | 20 | | | 15,000,000 | 15,846,000 | 8,007,340 | 8,007,340 | 8,007,340 | | 8,994,971 |
| Bunuri si servicii (cod 20.01.01 la 20.01.09+20.01.30) | 2001 | | | 6,187,000 | 6,599,000 | 4,089,538 | 4,089,538 | 4,089,538 | | 4,231,339 |
| Furnituri de birou | 200101 | | | 250,000 | 234,000 | 97,055 | 97,055 | 97,055 | | 133,091 |
| Materiale pentru curatenie | 200102 | | | 270,000 | 539,000 | 184,159 | 184,159 | 184,159 | | 241,481 |
| Incalzit, iluminat si forta motrica | 200103 | | | 1,000,000 | 1,420,000 | 999,984 | 999,984 | 999,984 | | 961,088 |
| Apa, canal si salubritate | 200104 | | | 380,000 | 490,000 | 357,832 | 357,832 | 357,832 | | 357,783 |
| Carburanti si lubrifianti | 200105 | | | 800,000 | 970,000 | 579,413 | 579,413 | 579,413 | | 547,645 |
| Piese de schimb | 200106 | | | 143,000 | 61,000 | 2,133 | 2,133 | 2,133 | | 16,731 |
| Transport | 200107 | | | 5,000 | 5,000 | 2,486 | 2,486 | 2,486 | | 2,486 |
| Posta, telecomunicatii, radio, tv, internet | 200108 | | | 354,000 | 314,000 | 224,904 | 224,904 | 224,904 | | 226,309 |
| Materiale si prestari de servicii cu caracter functional | 200109 | | | 201,000 | 183,000 | 109,039 | 109,039 | 109,039 | | 182,725 |
| Alte bunuri si servicii pentru intretinere si functionare | 200130 | | | 2,784,000 | 2,383,000 | 1,532,533 | 1,532,533 | 1,532,533 | | 1,562,000 |
| Reparatii curente | 2002 | | | 1,386,000 | 1,446,000 | 187,782 | 187,782 | 187,782 | | 187,787 |
| Hrana (cod 20.03.01+20.03.02) | 2003 | | | 4,690,000 | 4,790,000 | 2,614,141 | 2,614,141 | 2,614,141 | | 2,937,541 |
| Hrana pentru oameni | 200301 | | | 4,690,000 | 4,790,000 | 2,614,141 | 2,614,141 | 2,614,141 | | 2,937,341 |
| Hrana pentru animale | 200302 | | | | | | | | | 200 |
| Medicamente si materiale sanitare (cod 20.04.01 la 20.04.04) | 2004 | | | 523,000 | 599,000 | 228,184 | 228,184 | 228,184 | | 329,730 |
| Medicamente | 200401 | | | 282,000 | 292,000 | 186,872 | 186,872 | 186,872 | | 197,524 |
| Materiale sanitare | 200402 | | | 163,000 | 193,000 | 35,068 | 35,068 | 35,068 | | 49,423 |
| Dezinfectanti | 200404 | | | 78,000 | 114,000 | 6,244 | 6,244 | 6,244 | | 82,783 |
| Bunuri de natura obiectelor de inventar (cod 20.05.01+20.05.03+20.05.30) | 2005 | | | 1,021,000 | 1,092,000 | 302,293 | 302,293 | 302,293 | | 649,593 |
| Uniforme si echipament | 200501 | | | 334,000 | 334,000 | 94,227 | 94,227 | 94,227 | | 199,648 |
| Lenjerie si accesorii de pat | 200503 | | | 264,000 | 349,000 | 48,006 | 48,006 | 48,006 | | 75,460 |
| Alte obiecte de inventar | 200530 | | | 423,000 | 409,000 | 160,060 | 160,060 | 160,060 | | 374,485 |
| Deplasari, detasari, transferari (cod 20.06.01+20.06.02) | 2006 | | | 35,000 | 35,000 | 3,682 | 3,682 | 3,682 | | 3,682 |
| Deplasari interne, detasari, transferari | 200601 | | | 35,000 | 35,000 | 3,682 | 3,682 | 3,682 | | 3,682 |

| A | B | 1 | 2 | 3 | 4 | 5 | 6 | 7 | 8=6-7 | 9 |
|--|--------|---|---|------------|------------|-----------|-----------|-----------|-------|-----------|
| Pregatire profesionala | 2013 | | | 60,000 | 48,000 | 1,800 | 1,800 | 1,800 | | 1,800 |
| Protectia muncii | 2014 | | | 180,000 | 216,000 | 101,233 | 101,233 | 101,233 | | 88,123 |
| Cheltuieli judiciare si extrajudiciare derivate din actiuni in reprezentarea intereselor statului, potrivit dispozitiilor legale | 2025 | | | 21,000 | 48,000 | 39,405 | 39,405 | 39,405 | | 22,805 |
| Alte cheltuieli (cod 20.30.01 la 20.30.04+20.30.06+20.30.07+20.30.09+20.30.30) | 2030 | | | 897,000 | 973,000 | 439,282 | 439,282 | 439,282 | | 542,571 |
| Prime de asigurare non-viata | 203003 | | | 91,000 | 91,000 | 28,114 | 28,114 | 28,114 | | 28,114 |
| Alte cheltuieli cu bunuri si servicii | 203030 | | | 806,000 | 882,000 | 411,168 | 411,168 | 411,168 | | 514,457 |
| TITLUL VI TRANSFERURI INTRE UNITATI ALE ADMINISTRATIEI PUBLICE (cod 51.01) (cod 51.01) | 51 | | | 1,250,000 | | | | | | |
| Transferuri curente (cod 51.01.01+51.01.03+51.01.05+51.01.14+51.01.15+ 51.01.24 +51.01.26 +51.01.31+51.01.39+51.01.46+51.01.49+51.01.60+51.01.61+51.01.64) | 5101 | | | 1,250,000 | | | | | | |
| Transferuri din bugetele locale pentru institutiile de asistenta sociala pentru persoanele cu handicap | 510115 | | | 1,250,000 | | | | | | |
| TITLUL IX ASISTENTA SOCIALA (cod 57.02) | 57 | | | 1,624,000 | 3,423,000 | 2,888,705 | 2,888,705 | 2,888,705 | | 3,134,462 |
| Ajutoare sociale (cod 57.02.01 la 57.02.05) | 5702 | | | 1,624,000 | 3,423,000 | 2,888,705 | 2,888,705 | 2,888,705 | | 3,134,462 |
| Ajutoare sociale in numerar | 570201 | | | 1,624,000 | 1,666,000 | 1,302,732 | 1,302,732 | 1,302,732 | | 1,306,463 |
| Ajutoare sociale in natura | 570202 | | | | 1,757,000 | 1,585,973 | 1,585,973 | 1,585,973 | | 1,827,999 |
| TITLUL XI ALTE CHELTUIELI (cod 59.01+59.02+59.08+59.11+59.12+59.15+ 59.17+59.20+59.22+59.25+59.30+ 59.35+ 59.40+59.41) | 59 | | | 560,000 | 560,000 | 356,909 | 356,909 | 356,909 | | 356,909 |
| Despagubiri civile | 5917 | | | 20,000 | 20,000 | 2,300 | 2,300 | 2,300 | | 2,300 |
| Sume aferente persoanelor cu handicap neincadrate | 5940 | | | 540,000 | 540,000 | 354,609 | 354,609 | 354,609 | | 354,609 |
| TITLUL XXI PLATI EFECTUATE IN ANII PRECEDENTI SI RECUPERATE IN ANUL CURENT(85.01) | 85F | | | | | -344,179 | -344,179 | -344,179 | | |
| Plati efectuate in anii precedenti si recuperate in anul curent (cod 85.01.01) | 8501F | | | | | -344,179 | -344,179 | -344,179 | | |
| Plati efectuate in anii precedenti si recuperate in anul curent in sectiunea de functionare a bugetului local | 850101 | | | | | -344,179 | -344,179 | -344,179 | | |
| SECTIUNEA DE DEZVOLTARE (cod 51+55+56+58+60+61+70+81+85) | | | | 19,760,000 | 14,561,000 | 2,762,651 | 2,762,651 | 2,762,651 | | 2,700,993 |
| TITLUL X Proiecte cu finantare din fonduri externe nerambursabile aferente cadrului financiar 2014-2020 (cod 58.01 la 58.05+58.11+58.12+58.15+58.16+58.30) | 58 | | | 3,832,000 | 3,832,000 | 2,456,765 | 2,456,765 | 2,456,765 | | 2,288,854 |

| A | B | 1 | 2 | 3 | 4 | 5 | 6 | 7 | 8=6-7 | 9 |
|--|--------|---|---|------------|------------|------------|------------|------------|-------|------------|
| Programe din Fondul Social European (FSE) (cod 58.02.01 la 58.02.03) | 5802 | | | 3,832,000 | 3,832,000 | 2,456,765 | 2,456,765 | 2,456,765 | | 2,288,854 |
| Finantarea nationala | 580201 | | | 593,000 | 593,000 | 383,895 | 383,895 | 383,895 | | 356,154 |
| Finantarea externa nerambursabila | 580202 | | | 3,209,000 | 3,209,000 | 2,072,870 | 2,072,870 | 2,072,870 | | 1,932,700 |
| Cheltuieli neeligibile | 580203 | | | 30,000 | 30,000 | | | | | |
| CHELTUIELI DE CAPITAL ((cod 71+72+75) | 70 | | | 15,928,000 | 10,729,000 | 308,727 | 308,727 | 308,727 | | 412,139 |
| TITLUL XV ACTIVE NEFINANCIARE (cod 71.01 + 71.03) | 71 | | | 15,928,000 | 10,729,000 | 308,727 | 308,727 | 308,727 | | 412,139 |
| Active fixe (cod 71.01.01 la 71.01.03+71.01.30) | 7101 | | | 14,400,000 | 9,181,000 | 230,187 | 230,187 | 230,187 | | 412,139 |
| Constructii | 710101 | | | 12,265,000 | 6,926,000 | | | | | 6,849 |
| Masini, echipamente si mijloace de transport | 710102 | | | 330,000 | 290,000 | | | | | 249,934 |
| Mobilier, aparatura birotica si alte active corporale | 710103 | | | 1,462,000 | 1,442,000 | 213,339 | 213,339 | 213,339 | | 126,932 |
| Alte active fixe | 710130 | | | 343,000 | 523,000 | 16,848 | 16,848 | 16,848 | | 28,424 |
| Reparatii capitale aferente activelor fixe | 7103 | | | 1,528,000 | 1,548,000 | 78,540 | 78,540 | 78,540 | | |
| TITLUL XXI PLATI EFECTUATE IN ANII PRECEDENTI SI RECUPERATE IN ANUL CURENT (85.01) | 85 | | | | | -2,841 | -2,841 | -2,841 | | |
| Plati efectuate in anii precedenti si recuperate in anul curent (cod 85.01.02+85.01.05) | 8501 | | | | | -2,841 | -2,841 | -2,841 | | |
| Plati efectuate in anii precedenti si recuperate in anul curent în sectiunea de dezvoltare a bugetului local | 850102 | | | | | -2,841 | -2,841 | -2,841 | | |
| TITLUL VI TRANSFERURI INTRE UNITATI ALE ADMINISTRATIEI PUBLICE (cod 51.01+51.02) | 51 | | | 1,250,000 | | | | | | |
| | 84 | | | | | -347,020 | -347,020 | -347,020 | | |
| A. CHELTUIELILE CURENTE (10+20+30+40+50+51+55+56+58+57+59+60+61) | 01 | | | 74,531,000 | 79,610,000 | 66,644,588 | 66,644,588 | 66,644,588 | | 67,585,611 |
| TITLUL XIX PLATI EFECTUATE IN ANII PRECEDENTI SI RECUPERATE IN ANUL CURENT (85.01) | 85 | | | | | -347,020 | -347,020 | -347,020 | | |
| Plati efectuate in anii precedenti si recuperate in anul curent (cod 85.01.02+85.01.05) | 8501 | | | | | -347,020 | -347,020 | -347,020 | | |

Ordinul funciarului
[Signature]



Director Economic
[Signature]

CONTUL DE EXECUTIE AL INSTITUTIILOR PUBLICE - CHELTUIELI

la data de 31.12.2023

Cod 21 Capitol 680201

Subcapitol

-lei-

| DENUMIREA INDICATORILOR*) | Cod indicator | Credite de angajament | | Credite bugetare | | Angajamente bugetare | Angajamente legale | Plati efectuate | Angajamente legale de platit | Cheltuieli efective |
|--|---------------|-----------------------|------------|------------------|------------|----------------------|--------------------|-----------------|------------------------------|---------------------|
| | | Initiale | Definitive | Initiale | Definitive | | | | | |
| A | B | 1 | 2 | 3 | 4 | 5 | 6 | 7 | 8=6-7 | 9 |
| TOTAL CHELTUIELI(SECTIUNEA DE FUNCTIONARE+SECTIUNEA DE DEZVOLTARE) | | | | 90,214,000 | 89,844,000 | 66,146,314 | 66,146,314 | 66,146,314 | | 67,492,237 |
| SECTIUNEA DE FUNCTIONARE (cod 01+79+85) | | | | 70,454,000 | 75,283,000 | 63,383,663 | 63,383,663 | 63,383,663 | | 64,791,244 |
| CHELTUIELI CURENTE (10+20+30+40+50+51SF+55SF+57+59) | 01 | | | 70,454,000 | 75,283,000 | 63,727,842 | 63,727,842 | 63,727,842 | | 64,791,244 |
| TITLUL I CHELTUIELI DE PERSONAL (cod 10.01 la10.03) | 10 | | | 52,040,000 | 55,474,000 | 52,477,188 | 52,477,188 | 52,477,188 | | 52,307,202 |
| Cheltuieli salariale in bani (cod 10.01.01+10.01.03 la 10.01.17+10.01.29 +10.01.30) | 1001 | | | 49,906,000 | 53,393,000 | 50,425,797 | 50,425,797 | 50,425,797 | | 50,245,504 |
| Salarii de baza | 100101 | | | 39,240,000 | 42,129,000 | 39,362,016 | 39,362,016 | 39,362,016 | | 39,145,384 |
| Sporuri pentru conditii de munca | 100105 | | | 7,913,000 | 7,547,000 | 7,439,514 | 7,439,514 | 7,439,514 | | 7,461,770 |
| Drepturi de delegare | 100113 | | | | 2,000 | 1,219 | 1,219 | 1,219 | | 1,219 |
| Indemnizatii de hrana | 100117 | | | 2,313,000 | 2,264,000 | 2,231,109 | 2,231,109 | 2,231,109 | | 2,235,375 |
| Stimulentul de risc | 100129 | | | | 965,000 | 962,500 | 962,500 | 962,500 | | 962,500 |
| Alte drepturi salariale in bani | 100130 | | | 440,000 | 486,000 | 429,439 | 429,439 | 429,439 | | 439,256 |
| Cheltuieli salariale in natura (cod 10.02.01 la 10.02.06+10.02.30) | 1002 | | | 986,000 | 943,000 | 932,380 | 932,380 | 932,380 | | 932,380 |
| Vouchere de vacanta | 100206 | | | 986,000 | 943,000 | 932,380 | 932,380 | 932,380 | | 932,380 |
| Contributii (cod 10.03.01 la 10.03.08) | 1003 | | | 1,148,000 | 1,138,000 | 1,119,011 | 1,119,011 | 1,119,011 | | 1,129,318 |
| Contributii de asigurari sociale de stat | 100301 | | | 9,000 | 15,000 | 14,715 | 14,715 | 14,715 | | 14,715 |
| Contributii de asigurari de somaj | 100302 | | | 1,000 | 1,000 | 466 | 466 | 466 | | 466 |
| Contributii de asigurari sociale de sanatate | 100303 | | | 3,000 | 5,000 | 4,843 | 4,843 | 4,843 | | 4,843 |
| Contributii de asigurari pentru accidente de munca si boli | 100304 | | | 1,000 | 1,000 | 140 | 140 | 140 | | 140 |

| A | B | 1 | 2 | 3 | 4 | 5 | 6 | 7 | 8=6-7 | 9 |
|---|--------|---|---|------------|------------|-----------|-----------|-----------|-------|-----------|
| profesionale | | | | | | | | | | |
| Contributii pentru concedii si indemnizatii | 100306 | | | 1,000 | 1,000 | 792 | 792 | 792 | | 792 |
| Contributia asiguratorie pentru munca | 100307 | | | 1,131,000 | 1,112,000 | 1,095,872 | 1,095,872 | 1,095,872 | | 1,105,896 |
| Contributii platite de angajator in numele angajatului | 100308 | | | 2,000 | 3,000 | 2,183 | 2,183 | 2,183 | | 2,466 |
| TITLUL II BUNURI SI SERVICII (cod 20.01 la 20.06+20.09 la 20.16+20.18 la 20.25+20.27+20.30) | 20 | | | 15,000,000 | 15,846,000 | 8,007,340 | 8,007,340 | 8,007,340 | | 8,994,971 |
| Bunuri si servicii (cod 20.01.01 la 20.01.09+20.01.30) | 2001 | | | 6,187,000 | 6,599,000 | 4,089,538 | 4,089,538 | 4,089,538 | | 4,231,339 |
| Furnituri de birou | 200101 | | | 250,000 | 234,000 | 97,055 | 97,055 | 97,055 | | 133,091 |
| Materiale pentru curatenie | 200102 | | | 270,000 | 539,000 | 184,159 | 184,159 | 184,159 | | 241,481 |
| Incalzit, iluminat si forta motrica | 200103 | | | 1,000,000 | 1,420,000 | 999,984 | 999,984 | 999,984 | | 961,088 |
| Apa, canal si salubritate | 200104 | | | 380,000 | 490,000 | 357,832 | 357,832 | 357,832 | | 357,783 |
| Carburanti si lubrifianti | 200105 | | | 800,000 | 970,000 | 579,413 | 579,413 | 579,413 | | 547,645 |
| Piese de schimb | 200106 | | | 143,000 | 61,000 | 2,133 | 2,133 | 2,133 | | 16,731 |
| Transport | 200107 | | | 5,000 | 5,000 | 2,486 | 2,486 | 2,486 | | 2,486 |
| Posta, telecomunicatii, radio, tv, internet | 200108 | | | 354,000 | 314,000 | 224,904 | 224,904 | 224,904 | | 226,309 |
| Materiale si prestari de servicii cu caracter functional | 200109 | | | 201,000 | 183,000 | 109,039 | 109,039 | 109,039 | | 182,725 |
| Alte bunuri si servicii pentru intretinere si functionare | 200130 | | | 2,784,000 | 2,383,000 | 1,532,533 | 1,532,533 | 1,532,533 | | 1,562,000 |
| Reparatii curente | 2002 | | | 1,386,000 | 1,446,000 | 187,782 | 187,782 | 187,782 | | 187,787 |
| Hrana (cod 20.03.01+20.03.02) | 2003 | | | 4,690,000 | 4,790,000 | 2,614,141 | 2,614,141 | 2,614,141 | | 2,937,541 |
| Hrana pentru oameni | 200301 | | | 4,690,000 | 4,790,000 | 2,614,141 | 2,614,141 | 2,614,141 | | 2,937,341 |
| Hrana pentru animale | 200302 | | | | | | | | | 200 |
| Medicamente si materiale sanitare (cod 20.04.01 la 20.04.04) | 2004 | | | 523,000 | 599,000 | 228,184 | 228,184 | 228,184 | | 329,730 |
| Medicamente | 200401 | | | 282,000 | 292,000 | 186,872 | 186,872 | 186,872 | | 197,524 |
| Materiale sanitare | 200402 | | | 163,000 | 193,000 | 35,068 | 35,068 | 35,068 | | 49,423 |
| Dezinfectanti | 200404 | | | 78,000 | 114,000 | 6,244 | 6,244 | 6,244 | | 82,783 |
| Bunuri de natura obiectelor de inventar (cod 20.05.01+20.05.03+20.05.30) | 2005 | | | 1,021,000 | 1,092,000 | 302,293 | 302,293 | 302,293 | | 649,593 |
| Uniforme si echipament | 200501 | | | 334,000 | 334,000 | 94,227 | 94,227 | 94,227 | | 199,648 |
| Lenjerie si accesorii de pat | 200503 | | | 264,000 | 349,000 | 48,006 | 48,006 | 48,006 | | 75,460 |
| Alte obiecte de inventar | 200530 | | | 423,000 | 409,000 | 160,060 | 160,060 | 160,060 | | 374,485 |
| Deplasari, detasari, transferari (cod 20.06.01+20.06.02) | 2006 | | | 35,000 | 35,000 | 3,682 | 3,682 | 3,682 | | 3,682 |
| Deplasari interne, detasari, transferari | 200601 | | | 35,000 | 35,000 | 3,682 | 3,682 | 3,682 | | 3,682 |
| Pregatire profesionala | 2013 | | | 60,000 | 48,000 | 1,800 | 1,800 | 1,800 | | 1,800 |

| A | B | 1 | 2 | 3 | 4 | 5 | 6 | 7 | 8=6-7 | 9 |
|--|--------|---|---|------------|------------|-----------|-----------|-----------|-------|-----------|
| Protectia muncii | 2014 | | | 180,000 | 216,000 | 101,233 | 101,233 | 101,233 | | 88,123 |
| Cheltuieli judiciare si extrajudiciare derivate din actiuni in reprezentarea intereselor statului, potrivit dispozitiilor legale | 2025 | | | 21,000 | 48,000 | 39,405 | 39,405 | 39,405 | | 22,805 |
| Alte cheltuieli (cod 20.30.01 la 20.30.04+20.30.06+20.30.07+20.30.09+20.30.30) | 2030 | | | 897,000 | 973,000 | 439,282 | 439,282 | 439,282 | | 542,571 |
| Prime de asigurare non-viata | 203003 | | | 91,000 | 91,000 | 28,114 | 28,114 | 28,114 | | 28,114 |
| Alte cheltuieli cu bunuri si servicii | 203030 | | | 806,000 | 882,000 | 411,168 | 411,168 | 411,168 | | 514,457 |
| TITLUL VI TRANSFERURI INTRE UNITATI ALE ADMINISTRATIEI PUBLICE (cod 51.01) (cod 51.01) | 51 | | | 1,250,000 | | | | | | |
| Transferuri curente (cod 51.01.01+51.01.03+51.01.05+51.01.14+51.01.15+ 51.01.24 +51.01.26 +51.01.31+51.01.39+51.01.46+51.01.49+51.01.60+51.01.61+51.01.64) | 5101 | | | 1,250,000 | | | | | | |
| Transferuri din bugetele locale pentru institutiile de asistenta sociala pentru persoanele cu handicap | 510115 | | | 1,250,000 | | | | | | |
| TITLUL IX ASISTENTA SOCIALA (cod 57.02) | 57 | | | 1,624,000 | 3,423,000 | 2,888,705 | 2,888,705 | 2,888,705 | | 3,134,462 |
| Ajutoare sociale (cod 57.02.01 la 57.02.05) | 5702 | | | 1,624,000 | 3,423,000 | 2,888,705 | 2,888,705 | 2,888,705 | | 3,134,462 |
| Ajutoare sociale in numerar | 570201 | | | 1,624,000 | 1,666,000 | 1,302,732 | 1,302,732 | 1,302,732 | | 1,306,463 |
| Ajutoare sociale in natura | 570202 | | | | 1,757,000 | 1,585,973 | 1,585,973 | 1,585,973 | | 1,827,999 |
| TITLUL XI ALTE CHELTUIELI (cod 59.01+59.02+59.08+59.11+59.12+59.15+ 59.17+59.20+59.22+59.25+59.30+ 59.35+ 59.40+59.41) | 59 | | | 540,000 | 540,000 | 354,609 | 354,609 | 354,609 | | 354,609 |
| Sume aferente persoanelor cu handicap neincadrate | 5940 | | | 540,000 | 540,000 | 354,609 | 354,609 | 354,609 | | 354,609 |
| TITLUL XXI PLATI EFECTUATE IN ANII PRECEDENTI SI RECUPERATE IN ANUL CURENT(85.01) | 85F | | | | | -344,179 | -344,179 | -344,179 | | |
| Plati efectuate in anii precedenti si recuperate in anul curent (cod 85.01.01) | 8501F | | | | | -344,179 | -344,179 | -344,179 | | |
| Plati efectuate in anii precedenti si recuperate in anul curent în sectiunea de functionare a bugetului local | 850101 | | | | | -344,179 | -344,179 | -344,179 | | |
| SECTIUNEA DE DEZVOLTARE (cod 51+55+56+58+60+61+70+81+85) | | | | 19,760,000 | 14,561,000 | 2,762,651 | 2,762,651 | 2,762,651 | | 2,700,993 |
| TITLUL X Proiecte cu finantare din fonduri externe nerambursabile aferente cadrului financiar 2014-2020 (cod 58.01 la 58.05+58.11+58.12+58.15+58.16+58.30) | 58 | | | 3,832,000 | 3,832,000 | 2,456,765 | 2,456,765 | 2,456,765 | | 2,288,854 |
| Programe din Fondul Social European (FSE) (cod 58.02.01 la 58.02.03) | 5802 | | | 3,832,000 | 3,832,000 | 2,456,765 | 2,456,765 | 2,456,765 | | 2,288,854 |

| A | B | 1 | 2 | 3 | 4 | 5 | 6 | 7 | 8=6-7 | 9 |
|--|--------|---|---|------------|------------|------------|------------|------------|-------|------------|
| Finantarea nationala | 580201 | | | 593,000 | 593,000 | 383,895 | 383,895 | 383,895 | | 356,154 |
| Finantarea externa nerambursabila | 580202 | | | 3,209,000 | 3,209,000 | 2,072,870 | 2,072,870 | 2,072,870 | | 1,932,700 |
| Cheltuieli neeligibile | 580203 | | | 30,000 | 30,000 | | | | | |
| CHELTUIELI DE CAPITAL ((cod 71+72+75) | 70 | | | 15,928,000 | 10,729,000 | 308,727 | 308,727 | 308,727 | | 412,139 |
| TITLUL XV ACTIVE NEFINANCIARE (cod 71.01 + 71.03) | 71 | | | 15,928,000 | 10,729,000 | 308,727 | 308,727 | 308,727 | | 412,139 |
| Active fixe (cod 71.01.01 la 71.01.03+71.01.30) | 7101 | | | 14,400,000 | 9,181,000 | 230,187 | 230,187 | 230,187 | | 412,139 |
| Constructii | 710101 | | | 12,265,000 | 6,926,000 | | | | | 6,849 |
| Masini, echipamente si mijloace de transport | 710102 | | | 330,000 | 290,000 | | | | | 249,934 |
| Mobilier, aparatura birotica si alte active corporale | 710103 | | | 1,462,000 | 1,442,000 | 213,339 | 213,339 | 213,339 | | 126,932 |
| Alte active fixe | 710130 | | | 343,000 | 523,000 | 16,848 | 16,848 | 16,848 | | 28,424 |
| Reparatii capitale aferente activelor fixe | 7103 | | | 1,528,000 | 1,548,000 | 78,540 | 78,540 | 78,540 | | |
| TITLUL XXI PLATI EFECTUATE IN ANII PRECEDENTI SI RECUPERATE IN ANUL CURENT (85.01) | 85 | | | | | -2,841 | -2,841 | -2,841 | | |
| Plati efectuate in anii precedenti si recuperate in anul curent (cod 85.01.02+85.01.05) | 8501 | | | | | -2,841 | -2,841 | -2,841 | | |
| Plati efectuate in anii precedenti si recuperate in anul curent în sectiunea de dezvoltare a bugetului local | 850102 | | | | | -2,841 | -2,841 | -2,841 | | |
| TITLUL VI TRANSFERURI INTRE UNITATI ALE ADMINISTRATIEI PUBLICE (cod 51.01+51.02) | 51 | | | 1,250,000 | | | | | | |
| | 84 | | | | | -347,020 | -347,020 | -347,020 | | |
| A. CHELTUIELILE CURENTE (10+20+30+40+50+51+55+56+58+57+59+60+61) | 01 | | | 74,286,000 | 79,115,000 | 66,184,607 | 66,184,607 | 66,184,607 | | 67,080,098 |
| TITLUL XIX PLATI EFECTUATE IN ANII PRECEDENTI SI RECUPERATE IN ANUL CURENT (85.01) | 85 | | | | | -347,020 | -347,020 | -347,020 | | |
| Plati efectuate in anii precedenti si recuperate in anul curent (cod 85.01.02+85.01.05) | 8501 | | | | | -347,020 | -347,020 | -347,020 | | |

Ordinator principal de credite

ROMANIA
JUDETUL TELEORMAN
CONSILIUL JUDETULUI

Director Economic
Eutim

CONTUL DE EXECUTIE AL INSTITUTIILOR PUBLICE - CHELTUIELI

la data de 31.12.2023

Cod 21 Capitol 680204

Subcapitol

-lei-

| DENUMIREA INDICATORILOR*) | Cod indicator | Credite de angajament | | Credite bugetare | | Angajamente bugetare | Angajamente legale | Plati efectuate | Angajamente legale de platit | Cheltuieli efective |
|---|---------------|-----------------------|------------|------------------|------------|----------------------|--------------------|-----------------|------------------------------|---------------------|
| | | Initiale | Definitive | Initiale | Definitive | | | | | |
| A | B | 1 | 2 | 3 | 4 | 5 | 6 | 7 | 8=6-7 | 9 |
| TOTAL CHELTUIELI(SECTIUNEA DE FUNCTIONARE+SECTIUNEA DE DEZVOLTARE) | | | | 7,836,000 | 8,259,000 | 4,530,507 | 4,530,507 | 4,530,507 | | 4,895,970 |
| SECTIUNEA DE FUNCTIONARE (cod 01+79+85) | | | | 6,884,000 | 7,307,000 | 4,530,507 | 4,530,507 | 4,530,507 | | 4,719,345 |
| CHELTUIELI CURENTE (10+20+30+40+50+51SF+55SF+57+59) | 01 | | | 6,884,000 | 7,307,000 | 4,579,001 | 4,579,001 | 4,579,001 | | 4,719,345 |
| TITLUL I CHELTUIELI DE PERSONAL (cod 10.01 la10.03) | 10 | | | 3,669,000 | 3,246,000 | 3,192,460 | 3,192,460 | 3,192,460 | | 3,208,899 |
| Cheltuieli salariale in bani (cod 10.01.01+10.01.03 la 10.01.17+10.01.29 +10.01.30) | 1001 | | | 3,511,000 | 3,112,000 | 3,066,241 | 3,066,241 | 3,066,241 | | 3,081,642 |
| Salarii de baza | 100101 | | | 2,780,000 | 2,353,000 | 2,325,226 | 2,325,226 | 2,325,226 | | 2,335,225 |
| Sporuri pentru conditii de munca | 100105 | | | 550,000 | 460,000 | 456,537 | 456,537 | 456,537 | | 459,681 |
| Indemnizatii de hrana | 100117 | | | 161,000 | 146,000 | 145,298 | 145,298 | 145,298 | | 147,735 |
| Stimulentul de risc | 100129 | | | | 133,000 | 132,500 | 132,500 | 132,500 | | 132,500 |
| Alte drepturi salariale in bani | 100130 | | | 20,000 | 20,000 | 6,680 | 6,680 | 6,680 | | 6,501 |
| Cheltuieli salariale in natura (cod 10.02.01 la 10.02.06+10.02.30) | 1002 | | | 69,000 | 61,000 | 58,470 | 58,470 | 58,470 | | 58,470 |
| Vouchere de vacanta | 100206 | | | 69,000 | 61,000 | 58,470 | 58,470 | 58,470 | | 58,470 |
| Contributii (cod 10.03.01 la 10.03.08) | 1003 | | | 89,000 | 73,000 | 67,749 | 67,749 | 67,749 | | 68,787 |
| Contributia asiguratorie pentru munca | 100307 | | | 87,000 | 70,000 | 65,566 | 65,566 | 65,566 | | 66,321 |
| Contributii platite de angajator in numele angajatului | 100308 | | | 2,000 | 3,000 | 2,183 | 2,183 | 2,183 | | 2,466 |
| TITLUL II BUNURI SI SERVICII (cod 20.01 la 20.06+20.09 la 20.16+20.18 la 20.25+20.27+20.30) | 20 | | | 3,215,000 | 4,061,000 | 1,386,541 | 1,386,541 | 1,386,541 | | 1,510,446 |
| Bunuri si servicii (cod 20.01.01 la 20.01.09+20.01.30) | 2001 | | | 1,253,000 | 1,815,000 | 848,573 | 848,573 | 848,573 | | 833,890 |

| A | B | 1 | 2 | 3 | 4 | 5 | 6 | 7 | 8=6-7 | 9 |
|--|--------|---|---|---------|---------|---------|---------|---------|-------|---------|
| Furnituri de birou | 200101 | | | 13,000 | 13,000 | 8,211 | 8,211 | 8,211 | | 8,276 |
| Materiale pentru curatenie | 200102 | | | 70,000 | 214,000 | 30,249 | 30,249 | 30,249 | | 49,118 |
| Incalzit, iluminat si forta motrica | 200103 | | | 175,000 | 315,000 | 180,581 | 180,581 | 180,581 | | 182,888 |
| Apa, canal si salubritate | 200104 | | | 35,000 | 85,000 | 22,322 | 22,322 | 22,322 | | 22,245 |
| Carburanti si lubrifianti | 200105 | | | 550,000 | 560,000 | 316,020 | 316,020 | 316,020 | | 256,622 |
| Piese de schimb | 200106 | | | 12,000 | 10,000 | 613 | 613 | 613 | | 736 |
| Posta, telecomunicatii, radio, tv, internet | 200108 | | | 18,000 | 68,000 | 14,733 | 14,733 | 14,733 | | 14,733 |
| Materiale si prestari de servicii cu caracter functional | 200109 | | | 46,000 | 20,000 | 15,699 | 15,699 | 15,699 | | 22,554 |
| Alte bunuri si servicii pentru intretinere si functionare | 200130 | | | 334,000 | 530,000 | 260,145 | 260,145 | 260,145 | | 276,718 |
| Reparatii curente | 2002 | | | 905,000 | 905,000 | 6,843 | 6,843 | 6,843 | | 6,843 |
| Hrana (cod 20.03.01+20.03.02) | 2003 | | | 722,000 | 822,000 | 436,346 | 436,346 | 436,346 | | 510,729 |
| Hrana pentru oameni | 200301 | | | 722,000 | 822,000 | 436,346 | 436,346 | 436,346 | | 510,529 |
| Hrana pentru animale | 200302 | | | | | | | | | 200 |
| Medicamente si materiale sanitare (cod 20.04.01 la 20.04.04) | 2004 | | | 105,000 | 255,000 | 20,809 | 20,809 | 20,809 | | 33,621 |
| Medicamente | 200401 | | | 43,000 | 93,000 | 10,275 | 10,275 | 10,275 | | 18,365 |
| Materiale sanitare | 200402 | | | 44,000 | 94,000 | 9,044 | 9,044 | 9,044 | | 10,730 |
| Dezinfectanti | 200404 | | | 18,000 | 68,000 | 1,490 | 1,490 | 1,490 | | 4,526 |
| Bunuri de natura obiectelor de inventar (cod 20.05.01+20.05.03+20.05.30) | 2005 | | | 141,000 | 143,000 | 31,314 | 31,314 | 31,314 | | 87,965 |
| Lenjerie si accesorii de pat | 200503 | | | 11,000 | 21,000 | 8,044 | 8,044 | 8,044 | | 2,983 |
| Alte obiecte de inventar | 200530 | | | 130,000 | 122,000 | 23,270 | 23,270 | 23,270 | | 84,982 |
| Protectia muncii | 2014 | | | 9,000 | 25,000 | 11,588 | 11,588 | 11,588 | | 4,319 |
| Cheltuieli judiciare si extrajudiciare derivate din actiuni in reprezentarea intereselor statului, potrivit dispozitiilor legale | 2025 | | | 1,000 | 17,000 | 14,600 | 14,600 | 14,600 | | 4,600 |
| Alte cheltuieli (cod 20.30.01 la 20.30.04+20.30.06+20.30.07+20.30.09+20.30.30) | 2030 | | | 79,000 | 79,000 | 16,468 | 16,468 | 16,468 | | 28,479 |
| Prime de asigurare non-viata | 203003 | | | 1,000 | 1,000 | 850 | 850 | 850 | | 850 |
| Alte cheltuieli cu bunuri si servicii | 203030 | | | 78,000 | 78,000 | 15,618 | 15,618 | 15,618 | | 27,629 |
| TITLUL XXI PLATI EFECTUATE IN ANII PRECEDENTI SI RECUPERATE IN ANUL CURENT(85.01) | 85F | | | | | -48,494 | -48,494 | -48,494 | | |
| Plati efectuate in anii precedenti si recuperate in anul curent (cod 85.01.01) | 8501F | | | | | -48,494 | -48,494 | -48,494 | | |
| Plati efectuate in anii precedenti si recuperate in anul curent în | 850101 | | | | | -48,494 | -48,494 | -48,494 | | |

| A | B | 1 | 2 | 3 | 4 | 5 | 6 | 7 | 8=6-7 | 9 |
|---|--------|---|---|-----------|-----------|-----------|-----------|-----------|-------|-----------|
| sectiunea de functionare a bugetului local | | | | | | | | | | |
| SECTIUNEA DE DEZVOLTARE (cod 51+55+56+58+60+61+70+81+85) | | | | 952,000 | 952,000 | | | | | 176,625 |
| CHELTUIELI DE CAPITAL ((cod 71+72+75) | 70 | | | 952,000 | 952,000 | | | | | 176,625 |
| TITLUL XV ACTIVE NEFINANCIARE (cod 71.01 + 71.03) | 71 | | | 952,000 | 952,000 | | | | | 176,625 |
| Active fixe (cod 71.01.01 la 71.01.03+71.01.30) | 7101 | | | 802,000 | 802,000 | | | | | 176,625 |
| Constructii | 710101 | | | 250,000 | 250,000 | | | | | 1,964 |
| Masini, echipamente si mijloace de transport | 710102 | | | 70,000 | 70,000 | | | | | 91,543 |
| Mobilier, aparatura birotica si alte active corporale | 710103 | | | 432,000 | 432,000 | | | | | 83,118 |
| Alte active fixe | 710130 | | | 50,000 | 50,000 | | | | | |
| Reparatii capitale aferente activelor fixe | 7103 | | | 150,000 | 150,000 | | | | | |
| | 84 | | | | | -48,494 | -48,494 | -48,494 | | |
| A. CHELTUIELILE CURENTE (10+20+30+40+50+51+55+56+58+57+59+60+61) | 01 | | | 6,884,000 | 7,307,000 | 4,579,001 | 4,579,001 | 4,579,001 | | 4,719,345 |
| TITLUL XIX PLATI EFECTUATE IN ANII PRECEDENTI SI RECUPERATE IN ANUL CURENT (85.01) | 85 | | | | | -48,494 | -48,494 | -48,494 | | |
| Plati efectuate in anii precedenti si recuperate in anul curent (cod 85.01.02+85.01.05) | 8501 | | | | | -48,494 | -48,494 | -48,494 | | |

*) Se inscriu denumirea si simbolul capitolelor din bugetul aprobat detaliate pe titluri , articole, alineate, pe structura clasificatiei economice

(bugetele locale, bugetul creditelor externe, bugetul creditelor interne, bugetul fondurilor externe nerambursabile - sursa D, institutii finantate integral sau partial din venituri proprii/activitati finantate integral din veniturii proprii

NOTA: Sumele inscrise in col. 6 "Plati efectuate" cu semnul minus la Titlul 85, art. 85.01 "Plati efectuate din precedenti si recuperate in anul curent", se inscriu si pe col. 4 "Angajamente bugetare" si col. 5 "Angajamente legale" la acelasi cod tot cu semnul minus , astfel incat in col. 7 "Angajamente legale de platit" sa nu fie raportate sume.

Ordonator principal de credite



Directia Economica

CONTUL DE EXECUTIE AL INSTITUTIILOR PUBLICE - CHELTUIELI

la data de 31.12.2023

Cod 21 Capitol 680205

Subcapitol

-lei-

| DENUMIREA INDICATORILOR*) | Cod indicator | Credite de angajament | | Credite bugetare | | Angajamente bugetare | Angajamente legale | Plati efectuate | Angajamente legale de platit | Cheltuieli efective |
|---|---------------|-----------------------|------------|------------------|------------|----------------------|--------------------|-----------------|------------------------------|---------------------|
| | | Initiale | Definitive | Initiale | Definitive | | | | | |
| A | B | 1 | 2 | 3 | 4 | 5 | 6 | 7 | 8=6-7 | 9 |
| TOTAL CHELTUIELI(SECTIUNEA DE FUNCTIONARE+SECTIUNEA DE DEZVOLTARE) | | | | 26,063,000 | 20,179,000 | 10,984,483 | 10,984,483 | 10,984,483 | | 11,141,897 |
| SECTIUNEA DE FUNCTIONARE (cod 01+79+85) | | | | 13,173,000 | 12,488,000 | 10,886,953 | 10,886,953 | 10,886,953 | | 11,060,115 |
| CHELTUIELI CURENTE (10+20+30+40+50+51SF+55SF+57+59) | 01 | | | 13,173,000 | 12,488,000 | 10,945,393 | 10,945,393 | 10,945,393 | | 11,060,115 |
| TITLUL I CHELTUIELI DE PERSONAL (cod 10.01 la10.03) | 10 | | | 9,268,000 | 8,583,000 | 8,481,545 | 8,481,545 | 8,481,545 | | 8,457,413 |
| Cheltuieli salariale in bani (cod 10.01.01+10.01.03 la 10.01.17+10.01.29 +10.01.30) | 1001 | | | 8,895,000 | 8,260,000 | 8,166,174 | 8,166,174 | 8,166,174 | | 8,140,455 |
| Salarii de baza | 100101 | | | 6,740,000 | 5,760,000 | 5,706,746 | 5,706,746 | 5,706,746 | | 5,663,075 |
| Sporuri pentru conditii de munca | 100105 | | | 1,728,000 | 1,868,000 | 1,850,129 | 1,850,129 | 1,850,129 | | 1,862,953 |
| Indemnizatii de hrana | 100117 | | | 337,000 | 348,000 | 338,068 | 338,068 | 338,068 | | 339,828 |
| Stimulentul de risc | 100129 | | | | 188,000 | 187,500 | 187,500 | 187,500 | | 187,500 |
| Alte drepturi salariale in bani | 100130 | | | 90,000 | 96,000 | 83,731 | 83,731 | 83,731 | | 87,099 |
| Cheltuieli salariale in natura (cod 10.02.01 la 10.02.06+10.02.30) | 1002 | | | 151,000 | 141,000 | 137,970 | 137,970 | 137,970 | | 137,970 |
| Vouchere de vacanta | 100206 | | | 151,000 | 141,000 | 137,970 | 137,970 | 137,970 | | 137,970 |
| Contributii (cod 10.03.01 la 10.03.08) | 1003 | | | 222,000 | 182,000 | 177,401 | 177,401 | 177,401 | | 178,988 |
| Contributia asiguratorie pentru munca | 100307 | | | 222,000 | 182,000 | 177,401 | 177,401 | 177,401 | | 178,988 |
| TITLUL II BUNURI SI SERVICII (cod 20.01 la 20.06+20.09 la 20.16+20.18 la 20.25+20.27+20.30) | 20 | | | 3,905,000 | 3,905,000 | 2,463,848 | 2,463,848 | 2,463,848 | | 2,602,702 |
| Bunuri si servicii (cod 20.01.01 la 20.01.09+20.01.30) | 2001 | | | 1,838,000 | 1,733,000 | 1,142,363 | 1,142,363 | 1,142,363 | | 1,196,494 |
| Furnituri de birou | 200101 | | | 40,000 | 24,000 | 5,443 | 5,443 | 5,443 | | 16,805 |

| A | B | 1 | 2 | 3 | 4 | 5 | 6 | 7 | 8=6-7 | 9 |
|--|--------|---|---|---------|---------|---------|---------|---------|-------|---------|
| Materiale pentru curatenie | 200102 | | | 112,000 | 137,000 | 99,980 | 99,980 | 99,980 | | 104,781 |
| Incalzit, iluminat si forta motrica | 200103 | | | 320,000 | 320,000 | 254,712 | 254,712 | 254,712 | | 274,871 |
| Apa, canal si salubritate | 200104 | | | 85,000 | 145,000 | 106,819 | 106,819 | 106,819 | | 106,819 |
| Carburanti si lubrifianti | 200105 | | | 204,000 | 274,000 | 219,643 | 219,643 | 219,643 | | 198,434 |
| Piese de schimb | 200106 | | | 24,000 | 24,000 | | | | | 1,007 |
| Transport | 200107 | | | 5,000 | 5,000 | 2,486 | 2,486 | 2,486 | | 2,486 |
| Posta, telecomunicatii, radio, tv, internet | 200108 | | | 15,000 | 15,000 | 7,482 | 7,482 | 7,482 | | 7,482 |
| Materiale si prestari de servicii cu caracter functional | 200109 | | | 75,000 | 83,000 | 41,239 | 41,239 | 41,239 | | 74,252 |
| Alte bunuri si servicii pentru intretinere si functionare | 200130 | | | 958,000 | 706,000 | 404,559 | 404,559 | 404,559 | | 409,557 |
| Reparatii curente | 2002 | | | 300,000 | 360,000 | 86,280 | 86,280 | 86,280 | | 86,285 |
| Hrana (cod 20.03.01+20.03.02) | 2003 | | | 883,000 | 883,000 | 752,199 | 752,199 | 752,199 | | 789,150 |
| Hrana pentru oameni | 200301 | | | 883,000 | 883,000 | 752,199 | 752,199 | 752,199 | | 789,150 |
| Medicamente si materiale sanitare (cod 20.04.01 la 20.04.04) | 2004 | | | 226,000 | 172,000 | 111,848 | 111,848 | 111,848 | | 139,179 |
| Medicamente | 200401 | | | 154,000 | 114,000 | 99,197 | 99,197 | 99,197 | | 100,270 |
| Materiale sanitare | 200402 | | | 44,000 | 44,000 | 8,237 | 8,237 | 8,237 | | 16,473 |
| Dezinfectanti | 200404 | | | 28,000 | 14,000 | 4,414 | 4,414 | 4,414 | | 22,436 |
| Bunuri de natura obiectelor de inventar (cod 20.05.01+20.05.03+20.05.30) | 2005 | | | 323,000 | 367,000 | 155,111 | 155,111 | 155,111 | | 152,981 |
| Uniforme si echipament | 200501 | | | 91,000 | 91,000 | 30,305 | 30,305 | 30,305 | | 57,714 |
| Lenjerie si accesorii de pat | 200503 | | | 152,000 | 152,000 | 27,524 | 27,524 | 27,524 | | 27,860 |
| Alte obiecte de inventar | 200530 | | | 80,000 | 124,000 | 97,282 | 97,282 | 97,282 | | 67,407 |
| Pregatire profesionala | 2013 | | | 22,000 | 10,000 | 800 | 800 | 800 | | 800 |
| Protectia muncii | 2014 | | | 18,000 | 38,000 | 22,601 | 22,601 | 22,601 | | 22,763 |
| Cheltuieli judiciare si extrajudiciare derivate din actiuni in reprezentarea intereselor statului, potrivit dispozitiilor legale | 2025 | | | | 11,000 | 8,850 | 8,850 | 8,850 | | 2,250 |
| Alte cheltuieli (cod 20.30.01 la 20.30.04+20.30.06+20.30.07+20.30.09+20.30.30) | 2030 | | | 295,000 | 331,000 | 183,796 | 183,796 | 183,796 | | 212,800 |
| Prime de asigurare non-viata | 203003 | | | 2,000 | 2,000 | 1,188 | 1,188 | 1,188 | | 1,188 |
| Alte cheltuieli cu bunuri si servicii | 203030 | | | 293,000 | 329,000 | 182,608 | 182,608 | 182,608 | | 211,612 |
| TITLUL XXI PLATI EFECTUATE IN ANII PRECEDENTI SI RECUPERATE IN ANUL CURENT(85.01) | 85F | | | | | -58,440 | -58,440 | -58,440 | | |
| Plati efectuate in anii precedenti si recuperate in anul curent (cod 85.01.01) | 8501F | | | | | -58,440 | -58,440 | -58,440 | | |

| A | B | 1 | 2 | 3 | 4 | 5 | 6 | 7 | 8=6-7 | 9 |
|---|--------|---|---|------------|------------|------------|------------|------------|-------|------------|
| Plati efectuate in anii precedenti si recuperate in anul curent in sectiunea de functionare a bugetului local | 850101 | | | | | -58,440 | -58,440 | -58,440 | | |
| SECTIUNEA DE DEZVOLTARE (cod 51+55+56+58+60+61+70+81+85) | | | | 12,890,000 | 7,691,000 | 97,530 | 97,530 | 97,530 | | 81,782 |
| CHELTUIELI DE CAPITAL ((cod 71+72+75) | 70 | | | 12,890,000 | 7,691,000 | 97,530 | 97,530 | 97,530 | | 81,782 |
| TITLUL XV ACTIVE NEFINANCIARE (cod 71.01 + 71.03) | 71 | | | 12,890,000 | 7,691,000 | 97,530 | 97,530 | 97,530 | | 81,782 |
| Active fixe (cod 71.01.01 la 71.01.03+71.01.30) | 7101 | | | 12,890,000 | 7,671,000 | 97,530 | 97,530 | 97,530 | | 81,782 |
| Constructii | 710101 | | | 12,015,000 | 6,676,000 | | | | | 4,885 |
| Masini, echipamente si mijloace de transport | 710102 | | | 260,000 | 220,000 | | | | | 49,213 |
| Mobilier, aparatura birotica si alte active corporale | 710103 | | | 570,000 | 570,000 | 92,532 | 92,532 | 92,532 | | 11,980 |
| Alte active fixe | 710130 | | | 45,000 | 205,000 | 4,998 | 4,998 | 4,998 | | 15,704 |
| Reparatii capitale aferente activelor fixe | 7103 | | | | 20,000 | | | | | |
| | 84 | | | | | -58,440 | -58,440 | -58,440 | | |
| A. CHELTUIELILE CURENTE (10+20+30+40+50+51+55+56+58+57+59+60+61) | 01 | | | 13,173,000 | 12,488,000 | 10,945,393 | 10,945,393 | 10,945,393 | | 11,060,115 |
| TITLUL XIX PLATI EFECTUATE IN ANII PRECEDENTI SI RECUPERATE IN ANUL CURENT (85.01) | 85 | | | | | -58,440 | -58,440 | -58,440 | | |
| Plati efectuate in anii precedenti si recuperate in anul curent (cod 85.01.02+85.01.05) | 8501 | | | | | -58,440 | -58,440 | -58,440 | | |

*) Se inscriu denumirea si simbolul capitolelor din bugetul aprobat detaliate pe titluri , articole, alineate, pe structura clasificatiei economice

(bugetele locale, bugetul creditelor externe, bugetul creditelor interne, bugetul fondurilor externe nerambursabile - sursa D, institutii finantate integral sau partial din venituri proprii/activitati finantate integral din veniturii proprii

NOTA: Sumele inscrise in col. 6 "Plati efectuate" cu semnul minus la Titlul 85, art. 6 "Plati efectuate din precedenti si recuperate in anul curent", se inscriu si pe col. 4 "Angajamente bugetare" si col. 5 "Angajamente legale" la acelasi cod tot cu semnul minus , astfel incat in col. 7 "Angajamente legale de platit" sa nu fie raportate sume.

Ordonator principal de credite



Directia Economica

CONTUL DE EXECUTIE AL INSTITUTIILOR PUBLICE - CHELTUIELI

la data de 31.12.2023

Cod 21 Capitol 680206

Subcapitol

-lei-

| DENUMIREA INDICATORILOR*) | Cod indicator | Credite de angajament | | Credite bugetare | | Angajamente bugetare | Angajamente legale | Plati efectuate | Angajamente legale de platit | Cheltuieli efective |
|--|---------------|-----------------------|------------|------------------|------------|----------------------|--------------------|-----------------|------------------------------|---------------------|
| | | Initiale | Definitive | Initiale | Definitive | | | | | |
| A | B | 1 | 2 | 3 | 4 | 5 | 6 | 7 | 8=6-7 | 9 |
| TOTAL CHELTUIELI(SECTIUNEA DE FUNCTIONARE+SECTIUNEA DE DEZVOLTARE) | | | | 56,315,000 | 61,406,000 | 50,631,324 | 50,631,324 | 50,631,324 | | 51,454,370 |
| SECTIUNEA DE FUNCTIONARE (cod 01+79+85) | | | | 50,397,000 | 55,488,000 | 47,966,203 | 47,966,203 | 47,966,203 | | 49,011,784 |
| CHELTUIELI CURENTE (10+20+30+40+50+51SF+55SF+57+59) | 01 | | | 50,397,000 | 55,488,000 | 48,203,448 | 48,203,448 | 48,203,448 | | 49,011,784 |
| TITLUL I CHELTUIELI DE PERSONAL (cod 10.01 la10.03) | 10 | | | 39,103,000 | 43,645,000 | 40,803,183 | 40,803,183 | 40,803,183 | | 40,640,890 |
| Cheltuieli salariale in bani (cod 10.01.01+10.01.03 la 10.01.17+10.01.29 +10.01.30) | 1001 | | | 37,500,000 | 42,021,000 | 39,193,382 | 39,193,382 | 39,193,382 | | 39,023,407 |
| Salarii de baza | 100101 | | | 29,720,000 | 34,016,000 | 31,330,044 | 31,330,044 | 31,330,044 | | 31,147,084 |
| Sporuri pentru conditii de munca | 100105 | | | 5,635,000 | 5,219,000 | 5,132,848 | 5,132,848 | 5,132,848 | | 5,139,136 |
| Drepturi de delegare | 100113 | | | | 2,000 | 1,219 | 1,219 | 1,219 | | 1,219 |
| Indemnizatii de hrana | 100117 | | | 1,815,000 | 1,770,000 | 1,747,743 | 1,747,743 | 1,747,743 | | 1,747,812 |
| Stimulentul de risc | 100129 | | | | 644,000 | 642,500 | 642,500 | 642,500 | | 642,500 |
| Alte drepturi salariale in bani | 100130 | | | 330,000 | 370,000 | 339,028 | 339,028 | 339,028 | | 345,656 |
| Cheltuieli salariale in natura (cod 10.02.01 la 10.02.06+10.02.30) | 1002 | | | 766,000 | 741,000 | 735,940 | 735,940 | 735,940 | | 735,940 |
| Vouchere de vacanta | 100206 | | | 766,000 | 741,000 | 735,940 | 735,940 | 735,940 | | 735,940 |
| Contributii (cod 10.03.01 la 10.03.08) | 1003 | | | 837,000 | 883,000 | 873,861 | 873,861 | 873,861 | | 881,543 |
| Contributii de asigurari sociale de stat | 100301 | | | 9,000 | 15,000 | 14,715 | 14,715 | 14,715 | | 14,715 |
| Contributii de asigurari de somaj | 100302 | | | 1,000 | 1,000 | 466 | 466 | 466 | | 466 |
| Contributii de asigurari sociale de sanatate | 100303 | | | 3,000 | 5,000 | 4,843 | 4,843 | 4,843 | | 4,843 |
| Contributii de asigurari pentru accidente de munca si boli | 100304 | | | 1,000 | 1,000 | 140 | 140 | 140 | | 140 |

| A | B | 1 | 2 | 3 | 4 | 5 | 6 | 7 | 8=6-7 | 9 |
|--|--------|---|---|-----------|-----------|-----------|-----------|-----------|-------|-----------|
| profesionale | | | | | | | | | | |
| Contributii pentru concedii si indemnizatii | 100306 | | | 1,000 | 1,000 | 792 | 792 | 792 | | 792 |
| Contributia asiguratorie pentru munca | 100307 | | | 822,000 | 860,000 | 852,905 | 852,905 | 852,905 | | 860,587 |
| TITLUL II BUNURI SI SERVICII (cod 20.01 la 20.06+20.09 la 20.16+20.18 la 20.25+20.27+20.30) | 20 | | | 7,880,000 | 7,880,000 | 4,156,951 | 4,156,951 | 4,156,951 | | 4,881,823 |
| Bunuri si servicii (cod 20.01.01 la 20.01.09+20.01.30) | 2001 | | | 3,096,000 | 3,051,000 | 2,098,602 | 2,098,602 | 2,098,602 | | 2,200,955 |
| Furnituri de birou | 200101 | | | 197,000 | 197,000 | 83,401 | 83,401 | 83,401 | | 108,010 |
| Materiale pentru curatenie | 200102 | | | 88,000 | 188,000 | 53,930 | 53,930 | 53,930 | | 87,582 |
| Incalzit, iluminat si forta motrica | 200103 | | | 505,000 | 785,000 | 564,691 | 564,691 | 564,691 | | 503,329 |
| Apa, canal si salubritate | 200104 | | | 260,000 | 260,000 | 228,691 | 228,691 | 228,691 | | 228,719 |
| Carburanti si lubrifianti | 200105 | | | 46,000 | 136,000 | 43,750 | 43,750 | 43,750 | | 92,589 |
| Piese de schimb | 200106 | | | 107,000 | 27,000 | 1,520 | 1,520 | 1,520 | | 14,988 |
| Posta, telecomunicatii, radio, tv, internet | 200108 | | | 321,000 | 231,000 | 202,689 | 202,689 | 202,689 | | 204,094 |
| Materiale si prestari de servicii cu caracter functional | 200109 | | | 80,000 | 80,000 | 52,101 | 52,101 | 52,101 | | 85,919 |
| Alte bunuri si servicii pentru intretinere si functionare | 200130 | | | 1,492,000 | 1,147,000 | 867,829 | 867,829 | 867,829 | | 875,725 |
| Reparatii curente | 2002 | | | 181,000 | 181,000 | 94,659 | 94,659 | 94,659 | | 94,659 |
| Hrana (cod 20.03.01+20.03.02) | 2003 | | | 3,085,000 | 3,085,000 | 1,425,596 | 1,425,596 | 1,425,596 | | 1,637,662 |
| Hrana pentru oameni | 200301 | | | 3,085,000 | 3,085,000 | 1,425,596 | 1,425,596 | 1,425,596 | | 1,637,662 |
| Medicamente si materiale sanitare (cod 20.04.01 la 20.04.04) | 2004 | | | 192,000 | 172,000 | 95,527 | 95,527 | 95,527 | | 156,930 |
| Medicamente | 200401 | | | 85,000 | 85,000 | 77,400 | 77,400 | 77,400 | | 78,889 |
| Materiale sanitare | 200402 | | | 75,000 | 55,000 | 17,787 | 17,787 | 17,787 | | 22,220 |
| Dezinfectanti | 200404 | | | 32,000 | 32,000 | 340 | 340 | 340 | | 55,821 |
| Bunuri de natura obiectelor de inventar (cod 20.05.01+20.05.03+20.05.30) | 2005 | | | 557,000 | 582,000 | 115,868 | 115,868 | 115,868 | | 408,647 |
| Uniforme si echipament | 200501 | | | 243,000 | 243,000 | 63,922 | 63,922 | 63,922 | | 141,934 |
| Lenjerie si accesorii de pat | 200503 | | | 101,000 | 176,000 | 12,438 | 12,438 | 12,438 | | 44,617 |
| Alte obiecte de inventar | 200530 | | | 213,000 | 163,000 | 39,508 | 39,508 | 39,508 | | 222,096 |
| Deplasari, detasari, transferari (cod 20.06.01+20.06.02) | 2006 | | | 35,000 | 35,000 | 3,682 | 3,682 | 3,682 | | 3,682 |
| Deplasari interne, detasari, transferari | 200601 | | | 35,000 | 35,000 | 3,682 | 3,682 | 3,682 | | 3,682 |
| Pregatire profesionala | 2013 | | | 38,000 | 38,000 | 1,000 | 1,000 | 1,000 | | 1,000 |
| Protectia muncii | 2014 | | | 153,000 | 153,000 | 67,044 | 67,044 | 67,044 | | 61,041 |
| Cheltuieli judiciare si extrajudiciare derivate din actiuni in reprezentarea intereselor statului, potrivit dispozitiilor legale | 2025 | | | 20,000 | 20,000 | 15,955 | 15,955 | 15,955 | | 15,955 |

| A | B | 1 | 2 | 3 | 4 | 5 | 6 | 7 | 8=6-7 | 9 |
|--|--------|---|---|-----------|-----------|-----------|-----------|-----------|-------|-----------|
| Alte cheltuieli (cod 20.30.01 la 20.30.04+20.30.06+20.30.07+20.30.09+20.30.30) | 2030 | | | 523,000 | 563,000 | 239,018 | 239,018 | 239,018 | | 301,292 |
| Prime de asigurare non-viata | 203003 | | | 88,000 | 88,000 | 26,076 | 26,076 | 26,076 | | 26,076 |
| Alte cheltuieli cu bunuri si servicii | 203030 | | | 435,000 | 475,000 | 212,942 | 212,942 | 212,942 | | 275,216 |
| TITLUL VI TRANSFERURI INTRE UNITATI ALE ADMINISTRATIEI PUBLICE (cod 51.01) (cod 51.01) | 51 | | | 1,250,000 | | | | | | |
| Transferuri curente (cod 51.01.01+51.01.03+51.01.05+51.01.14+51.01.15+ 51.01.24 +51.01.26 +51.01.31+51.01.39+51.01.46+51.01.49+51.01.60+51.01.61+51.01.64) | 5101 | | | 1,250,000 | | | | | | |
| Transferuri din bugetele locale pentru institutiile de asistenta sociala pentru persoanele cu handicap | 510115 | | | 1,250,000 | | | | | | |
| TITLUL IX ASISTENTA SOCIALA (cod 57.02) | 57 | | | 1,624,000 | 3,423,000 | 2,888,705 | 2,888,705 | 2,888,705 | | 3,134,462 |
| Ajutoare sociale (cod 57.02.01 la 57.02.05) | 5702 | | | 1,624,000 | 3,423,000 | 2,888,705 | 2,888,705 | 2,888,705 | | 3,134,462 |
| Ajutoare sociale in numerar | 570201 | | | 1,624,000 | 1,666,000 | 1,302,732 | 1,302,732 | 1,302,732 | | 1,306,463 |
| Ajutoare sociale in natura | 570202 | | | | 1,757,000 | 1,585,973 | 1,585,973 | 1,585,973 | | 1,827,999 |
| TITLUL XI ALTE CHELTUIELI (cod 59.01+59.02+59.08+59.11+59.12+59.15+ 59.17+59.20+59.22+59.25+59.30+ 59.35+ 59.40+59.41) | 59 | | | 540,000 | 540,000 | 354,609 | 354,609 | 354,609 | | 354,609 |
| Sume aferente persoanelor cu handicap neincadrate | 5940 | | | 540,000 | 540,000 | 354,609 | 354,609 | 354,609 | | 354,609 |
| TITLUL XXI PLATI EFECTUATE IN ANII PRECEDENTI SI RECUPERATE IN ANUL CURENT(85.01) | 85F | | | | | -237,245 | -237,245 | -237,245 | | |
| Plati efectuate in anii precedenti si recuperate in anul curent (cod 85.01.01) | 8501F | | | | | -237,245 | -237,245 | -237,245 | | |
| Plati efectuate in anii precedenti si recuperate in anul curent în sectiunea de functionare a bugetului local | 850101 | | | | | -237,245 | -237,245 | -237,245 | | |
| SECTIUNEA DE DEZVOLTARE (cod 51+55+56+58+60+61+70+81+85) | | | | 5,918,000 | 5,918,000 | 2,665,121 | 2,665,121 | 2,665,121 | | 2,442,586 |
| TITLUL X Proiecte cu finantare din fonduri externe nerambursabile aferente cadrului financiar 2014-2020 (cod 58.01 la 58.05+58.11+58.12+58.15+58.16+58.30) | 58 | | | 3,832,000 | 3,832,000 | 2,456,765 | 2,456,765 | 2,456,765 | | 2,288,854 |
| Programe din Fondul Social European (FSE) (cod 58.02.01 la 58.02.03) | 5802 | | | 3,832,000 | 3,832,000 | 2,456,765 | 2,456,765 | 2,456,765 | | 2,288,854 |
| Finantarea nationala | 580201 | | | 593,000 | 593,000 | 383,895 | 383,895 | 383,895 | | 356,154 |
| Finantarea externa nerambursabila | 580202 | | | 3,209,000 | 3,209,000 | 2,072,870 | 2,072,870 | 2,072,870 | | 1,932,700 |
| Cheltuieli neeligibile | 580203 | | | 30,000 | 30,000 | | | | | |

| A | B | 1 | 2 | 3 | 4 | 5 | 6 | 7 | 8=6-7 | 9 |
|--|--------|---|---|------------|------------|------------|------------|------------|-------|------------|
| CHELTUIELI DE CAPITAL ((cod 71+72+75) | 70 | | | 2,086,000 | 2,086,000 | 211,197 | 211,197 | 211,197 | | 153,732 |
| TITLUL XV ACTIVE NEFINANCIARE (cod 71.01 + 71.03) | 71 | | | 2,086,000 | 2,086,000 | 211,197 | 211,197 | 211,197 | | 153,732 |
| Active fixe (cod 71.01.01 la 71.01.03+71.01.30) | 7101 | | | 708,000 | 708,000 | 132,657 | 132,657 | 132,657 | | 153,732 |
| Masini, echipamente si mijloace de transport | 710102 | | | | | | | | | 109,178 |
| Mobilier, aparatura birotica si alte active corporale | 710103 | | | 460,000 | 440,000 | 120,807 | 120,807 | 120,807 | | 31,834 |
| Alte active fixe | 710130 | | | 248,000 | 268,000 | 11,850 | 11,850 | 11,850 | | 12,720 |
| Reparatii capitale aferente activelor fixe | 7103 | | | 1,378,000 | 1,378,000 | 78,540 | 78,540 | 78,540 | | |
| TITLUL XXI PLATI EFECTUATE IN ANII PRECEDENTI SI RECUPERATE IN ANUL CURENT (85.01) | 85 | | | | | -2,841 | -2,841 | -2,841 | | |
| Plati efectuate in anii precedenti si recuperate in anul curent (cod 85.01.02+85.01.05) | 8501 | | | | | -2,841 | -2,841 | -2,841 | | |
| Plati efectuate in anii precedenti si recuperate in anul curent în sectiunea de dezvoltare a bugetului local | 850102 | | | | | -2,841 | -2,841 | -2,841 | | |
| TITLUL VI TRANSFERURI INTRE UNITATI ALE ADMINISTRATIEI PUBLICE (cod 51.01+51.02) | 51 | | | 1,250,000 | | | | | | |
| | 84 | | | | | -240,086 | -240,086 | -240,086 | | |
| A. CHELTUIELILE CURENTE (10+20+30+40+50+51+55+56+58+57+59+60+61) | 01 | | | 54,229,000 | 59,320,000 | 50,660,213 | 50,660,213 | 50,660,213 | | 51,300,638 |
| TITLUL XIX PLATI EFECTUATE IN ANII PRECEDENTI SI RECUPERATE IN ANUL CURENT (85.01) | 85 | | | | | -240,086 | -240,086 | -240,086 | | |
| Plati efectuate in anii precedenti si recuperate in anul curent (cod 85.01.02+85.01.05) | 8501 | | | | | -240,086 | -240,086 | -240,086 | | |

*) Se inscriu denumirea si simbolul capitolelor din bugetul aprobat detaliate pe titluri , articole, alineate, pe structura clasificatiei economice

(bugetele locale, bugetul creditelor externe, bugetul creditelor interne, bugetul fondurilor externe nerambursabile - sursa D, institutii finantate integral sau partial din venituri proprii/activitati finantate integral din veniturii proprii

NOTA: Sumele inscrise in col. 6 "Plati efectuate" cu semnul minus la Titlul 85, art. 85.01 "Plati efectuate din precedenti si recuperate in anul curent", se inscriu si pe col. 4 "Angajamente bugetare" si col. 5 "Angajamente legale" la acelasi cod tot cu semnul minus , astfel incat in col. 7 "Angajamente legale de platit" sa nu fie raportate sume.

Ordonator principal de credite



Directia Economica

E. Turcu

680250 Alte cheltuieli in domeniul

Anexa 7

CONTUL DE EXECUTIE AL INSTITUTIILOR PUBLICE - CHELTUIELI

la data de 31.12.2023

Cod 21 Capitol 680250

Subcapitol

-lei-

| DENUMIREA INDICATORILOR*) | Cod indicator | Credite de angajament | | Credite bugetare | | Angajamente bugetare | Angajamente legale | Plati efectuate | Angajamente legale de platit | Cheltuieli efective |
|--|---------------|-----------------------|------------|------------------|------------|----------------------|--------------------|-----------------|------------------------------|---------------------|
| | | Initiale | Definitive | Initiale | Definitive | | | | | |
| A | B | 1 | 2 | 3 | 4 | 5 | 6 | 7 | 8=6-7 | 9 |
| TOTAL CHELTUIELI(SECTIUNEA DE FUNCTIONARE+SECTIUNEA DE DEZVOLTARE) | | | | 245,000 | 495,000 | 459,981 | 459,981 | 459,981 | | 505,513 |
| SECTIUNEA DE FUNCTIONARE (cod 01+79+85) | | | | 245,000 | 495,000 | 459,981 | 459,981 | 459,981 | | 505,513 |
| CHELTUIELI CURENTE (10+20+30+40+50+51SF+55SF+57+59) | 01 | | | 245,000 | 495,000 | 459,981 | 459,981 | 459,981 | | 505,513 |
| TITLUL I CHELTUIELI DE PERSONAL (cod 10.01 la10.03) | 10 | | | 225,000 | 475,000 | 457,681 | 457,681 | 457,681 | | 503,213 |
| Cheltuieli salariale in bani (cod 10.01.01+10.01.03 la 10.01.17+10.01.29 +10.01.30) | 1001 | | | 215,000 | 464,000 | 447,610 | 447,610 | 447,610 | | 492,140 |
| Indemnizatii platite unor persoane din afara unitatii | 100112 | | | 215,000 | 464,000 | 447,610 | 447,610 | 447,610 | | 492,140 |
| Contributii (cod 10.03.01 la 10.03.08) | 1003 | | | 10,000 | 11,000 | 10,071 | 10,071 | 10,071 | | 11,073 |
| Contributia asiguratorie pentru munca | 100307 | | | 10,000 | 11,000 | 10,071 | 10,071 | 10,071 | | 11,073 |
| TITLUL XI ALTE CHELTUIELI (cod 59.01+59.02+ 59.08+59.11+59.12+59.15+ 59.17+59.20+ 59.22+59.25+59.30+ 59.35+ 59.40+59.41) | 59 | | | 20,000 | 20,000 | 2,300 | 2,300 | 2,300 | | 2,300 |
| Despagubiri civile | 5917 | | | 20,000 | 20,000 | 2,300 | 2,300 | 2,300 | | 2,300 |
| A. CHELTUIELILE CURENTE (10+20+30+40+50+51+55+56+58+57+59+60+61) | 01 | | | 245,000 | 495,000 | 459,981 | 459,981 | 459,981 | | 505,513 |

Ordinul de plată


Director Economic
 Putina

68025001 Comisia protectia copilului

Anexa 7

CONTUL DE EXECUTIE AL INSTITUTIILOR PUBLICE - CHELTUIELI

la data de 31.12.2023

Cod 21 Capitol 68025001

Subcapitol

-lei-

| DENUMIREA INDICATORILOR*) | Cod indicator | Credite de angajament | | Credite bugetare | | Angajamente bugetare | Angajamente legale | Plati efectuate | Angajamente legale de platit | Cheltuieli efective |
|--|---------------|-----------------------|------------|------------------|------------|----------------------|--------------------|-----------------|------------------------------|---------------------|
| | | Initiale | Definitive | Initiale | Definitive | | | | | |
| A | B | 1 | 2 | 3 | 4 | 5 | 6 | 7 | 8=6-7 | 9 |
| TOTAL CHELTUIELI(SECTIUNEA DE FUNCTIONARE+SECTIUNEA DE DEZVOLTARE) | | | | 105,000 | 86,000 | 82,727 | 82,727 | 82,727 | | 90,490 |
| SECTIUNEA DE FUNCTIONARE (cod 01+79+85) | | | | 105,000 | 86,000 | 82,727 | 82,727 | 82,727 | | 90,490 |
| CHELTUIELI CURENTE (10+20+30+40+50+51SF+55SF+57+59) | 01 | | | 105,000 | 86,000 | 82,727 | 82,727 | 82,727 | | 90,490 |
| TITLUL I CHELTUIELI DE PERSONAL (cod 10.01 la10.03) | 10 | | | 105,000 | 86,000 | 82,727 | 82,727 | 82,727 | | 90,490 |
| Cheltuieli salariale in bani (cod 10.01.01+10.01.03 la 10.01.17+10.01.29 +10.01.30) | 1001 | | | 100,000 | 84,000 | 80,908 | 80,908 | 80,908 | | 88,500 |
| Indemnizatii platite unor persoane din afara unitatii | 100112 | | | 100,000 | 84,000 | 80,908 | 80,908 | 80,908 | | 88,500 |
| Contributii (cod 10.03.01 la 10.03.08) | 1003 | | | 5,000 | 2,000 | 1,819 | 1,819 | 1,819 | | 1,990 |
| Contributia asiguratorie pentru munca | 100307 | | | 5,000 | 2,000 | 1,819 | 1,819 | 1,819 | | 1,990 |
| A. CHELTUIELILE CURENTE (10+20+30+40+50+51+55+56+58+57+59+60+61) | 01 | | | 105,000 | 86,000 | 82,727 | 82,727 | 82,727 | | 90,490 |

Ordinul municipiului de credit,
 Municipiul
 JUDEȚUL TELEORMAN
 CONSILIUL JUDEȚEAN
 1

Director Economic
 Putini

CONTUL DE EXECUTIE AL INSTITUTIILOR PUBLICE - CHELTUIELI

la data de 31.12.2023

Cod 21 Capitol 68025002

Subcapitol

-lei-

| DENUMIREA INDICATORILOR*) | Cod indicator | Credite de angajament | | Credite bugetare | | Angajamente bugetare | Angajamente legale | Plati efectuate | Angajamente legale de platit | Cheltuieli efective |
|--|---------------|-----------------------|------------|------------------|------------|----------------------|--------------------|-----------------|------------------------------|---------------------|
| | | Initiale | Definitive | Initiale | Definitive | | | | | |
| A | B | 1 | 2 | 3 | 4 | 5 | 6 | 7 | 8=6-7 | 9 |
| TOTAL CHELTUIELI(SECTIUNEA DE FUNCTIONARE+SECTIUNEA DE DEZVOLTARE) | | | | 140,000 | 409,000 | 377,254 | 377,254 | 377,254 | | 415,023 |
| SECTIUNEA DE FUNCTIONARE (cod 01+79+85) | | | | 140,000 | 409,000 | 377,254 | 377,254 | 377,254 | | 415,023 |
| CHELTUIELI CURENTE (10+20+30+40+50+51SF+55SF+57+59) | 01 | | | 140,000 | 409,000 | 377,254 | 377,254 | 377,254 | | 415,023 |
| TITLUL I CHELTUIELI DE PERSONAL (cod 10.01 la10.03) | 10 | | | 120,000 | 389,000 | 374,954 | 374,954 | 374,954 | | 412,723 |
| Cheltuieli salariale in bani (cod 10.01.01+10.01.03 la 10.01.17+10.01.29 +10.01.30) | 1001 | | | 115,000 | 380,000 | 366,702 | 366,702 | 366,702 | | 403,640 |
| Indemnizatii platite unor persoane din afara unitatii | 100112 | | | 115,000 | 380,000 | 366,702 | 366,702 | 366,702 | | 403,640 |
| Contributii (cod 10.03.01 la 10.03.08) | 1003 | | | 5,000 | 9,000 | 8,252 | 8,252 | 8,252 | | 9,083 |
| Contributia asiguratorie pentru munca | 100307 | | | 5,000 | 9,000 | 8,252 | 8,252 | 8,252 | | 9,083 |
| TITLUL XI ALTE CHELTUIELI (cod 59.01+59.02+ 59.08+59.11+59.12+59.15+ 59.17+59.20+ 59.22+59.25+59.30+ 59.35+ 59.40+59.41) | 59 | | | 20,000 | 20,000 | 2,300 | 2,300 | 2,300 | | 2,300 |
| Despagubiri civile | 5917 | | | 20,000 | 20,000 | 2,300 | 2,300 | 2,300 | | 2,300 |
| A. CHELTUIELILE CURENTE (10+20+30+40+50+51+55+56+58+57+59+60+61) | 01 | | | 140,000 | 409,000 | 377,254 | 377,254 | 377,254 | | 415,023 |

Ondoua din fructe
 ROMANIA
 JUDEȚUL
 MELEORMAN
 CONSILIUL JUDEȚ
 2023

Director Economic,
 E. Timi

7002 Locuinte, servicii si dezvoltare publica

Anexa 7

CONTUL DE EXECUTIE AL INSTITUTIILOR PUBLICE - CHELTUIELI

la data de 31.12.2023

Cod 21 Capitol 7002

Subcapitol

-lei-

| DENUMIREA INDICATORILOR*) | Cod indicator | Credite de angajament | | Credite bugetare | | Angajamente bugetare | Angajamente legale | Plati efectuate | Angajamente legale de platit | Cheltuieli efective |
|--|---------------|-----------------------|------------|------------------|------------|----------------------|--------------------|-----------------|------------------------------|---------------------|
| | | Initiale | Definitive | Initiale | Definitive | | | | | |
| A | B | 1 | 2 | 3 | 4 | 5 | 6 | 7 | 8=6-7 | 9 |
| TOTAL CHELTUIELI(SECTIUNEA DE FUNCTIONARE+SECTIUNEA DE DEZVOLTARE) | | | | 6,379,000 | 6,559,000 | 5,858,203 | 5,858,203 | 5,858,203 | | 5,858,203 |
| SECTIUNEA DE FUNCTIONARE (cod 01+79+85) | | | | 6,379,000 | 6,559,000 | 5,858,203 | 5,858,203 | 5,858,203 | | 5,858,203 |
| CHELTUIELI CURENTE (10+20+30+40+50+51SF+55SF+57+59) | 01 | | | 6,379,000 | 6,559,000 | 5,858,203 | 5,858,203 | 5,858,203 | | 5,858,203 |
| TITLUL VI TRANSFERURI INTRE UNITATI ALE ADMINISTRATIEI PUBLICE (cod 51.01) (cod 51.01) | 51 | | | 6,379,000 | 6,559,000 | 5,858,203 | 5,858,203 | 5,858,203 | | 5,858,203 |
| Transferuri curente (cod 51.01.01+51.01.03+51.01.05+ 51.01.14+51.01.15+ 51.01.24 +51.01.26 +51.01.31+51.01.39+ 51.01.46+51.01.49+51.01.60+51.01.61+51.01.64) | 5101 | | | 6,379,000 | 6,559,000 | 5,858,203 | 5,858,203 | 5,858,203 | | 5,858,203 |
| Transferuri catre institutii publice | 510101 | | | 6,379,000 | 6,559,000 | 5,858,203 | 5,858,203 | 5,858,203 | | 5,858,203 |
| TITLUL VI TRANSFERURI INTRE UNITATI ALE ADMINISTRATIEI PUBLICE (cod 51.01+51.02) | 51 | | | 6,379,000 | 6,559,000 | 5,858,203 | 5,858,203 | 5,858,203 | | 5,858,203 |
| A. CHELTUIELILE CURENTE (10+20+30+40+50+51+55+56+58+57+59+60+61) | 01 | | | 6,379,000 | 6,559,000 | 5,858,203 | 5,858,203 | 5,858,203 | | 5,858,203 |

Ordinatie principala de credite

ROMANIA
JUDEȚUL
TELEORMAN
CONSILIUL JUDEȚEAN

Director Economic,
Aut. J. 7002

CONTUL DE EXECUTIE AL INSTITUTIILOR PUBLICE - CHELTUIELI

la data de 31.12.2023


Cod 21 Capitol 7002501

Subcapitol

-lei-

| DENUMIREA INDICATORILOR*) | Cod indicator | Credite de angajament | | Credite bugetare | | Angajamente bugetare | Angajamente legale | Plati efectuate | Angajamente legale de platit | Cheltuieli efective |
|--|---------------|-----------------------|------------|------------------|------------|----------------------|--------------------|-----------------|------------------------------|---------------------|
| | | Initiale | Definitive | Initiale | Definitive | | | | | |
| A | B | 1 | 2 | 3 | 4 | 5 | 6 | 7 | 8=6-7 | 9 |
| TOTAL CHELTUIELI(SECTIUNEA DE FUNCTIONARE+SECTIUNEA DE DEZVOLTARE) | | | | 1,059,000 | 1,059,000 | 693,800 | 693,800 | 693,800 | | 693,800 |
| SECTIUNEA DE FUNCTIONARE (cod 01+79+85) | | | | 1,059,000 | 1,059,000 | 693,800 | 693,800 | 693,800 | | 693,800 |
| CHELTUIELI CURENTE (10+20+30+40+50+51SF+55SF+57+59) | 01 | | | 1,059,000 | 1,059,000 | 693,800 | 693,800 | 693,800 | | 693,800 |
| TITLUL VI TRANSFERURI INTRE UNITATI ALE ADMINISTRATIEI PUBLICE (cod 51.01) (cod 51.01) | 51 | | | 1,059,000 | 1,059,000 | 693,800 | 693,800 | 693,800 | | 693,800 |
| Transferuri curente (cod 51.01.01+51.01.03+51.01.05+ 51.01.14+51.01.15+ 51.01.24 +51.01.26 +51.01.31+51.01.39+ 51.01.46+51.01.49+51.01.60+51.01.61+51.01.64) | 5101 | | | 1,059,000 | 1,059,000 | 693,800 | 693,800 | 693,800 | | 693,800 |
| Transferuri catre institutii publice | 510101 | | | 1,059,000 | 1,059,000 | 693,800 | 693,800 | 693,800 | | 693,800 |
| TITLUL VI TRANSFERURI INTRE UNITATI ALE ADMINISTRATIEI PUBLICE (cod 51.01+51.02) | 51 | | | 1,059,000 | 1,059,000 | 693,800 | 693,800 | 693,800 | | 693,800 |
| A. CHELTUIELILE CURENTE (10+20+30+40+50+51+55+56+58+57+59+60+61) | 01 | | | 1,059,000 | 1,059,000 | 693,800 | 693,800 | 693,800 | | 693,800 |

Ondreata pentru credite



Directia Economica
Eutim

CONTUL DE EXECUTIE AL INSTITUTIILOR PUBLICE - CHELTUIELI

la data de 31.12.2023

Cod 21 Capitol 7002502

Subcapitol

-lei-

| DENUMIREA INDICATORILOR*) | Cod indicator | Credite de angajament | | Credite bugetare | | Angajamente bugetare | Angajamente legale | Plati efectuate | Angajamente legale de platit | Cheltuieli efective |
|--|---------------|-----------------------|------------|------------------|------------|----------------------|--------------------|-----------------|------------------------------|---------------------|
| | | Initiale | Definitive | Initiale | Definitive | | | | | |
| A | B | 1 | 2 | 3 | 4 | 5 | 6 | 7 | 8=6-7 | 9 |
| TOTAL CHELTUIELI(SECTIUNEA DE FUNCTIONARE+SECTIUNEA DE DEZVOLTARE) | | | | 1,320,000 | 1,320,000 | 1,029,481 | 1,029,481 | 1,029,481 | | 1,029,481 |
| SECTIUNEA DE FUNCTIONARE (cod 01+79+85) | | | | 1,320,000 | 1,320,000 | 1,029,481 | 1,029,481 | 1,029,481 | | 1,029,481 |
| CHELTUIELI CURENTE (10+20+30+40+50+51SF+55SF+57+59) | 01 | | | 1,320,000 | 1,320,000 | 1,029,481 | 1,029,481 | 1,029,481 | | 1,029,481 |
| TITLUL VI TRANSFERURI INTRE UNITATI ALE ADMINISTRATIEI PUBLICE (cod 51.01) (cod 51.01) | 51 | | | 1,320,000 | 1,320,000 | 1,029,481 | 1,029,481 | 1,029,481 | | 1,029,481 |
| Transferuri curente (cod 51.01.01+51.01.03+51.01.05+ 51.01.14+51.01.15+ 51.01.24 +51.01.26 +51.01.31+51.01.39+ 51.01.46+51.01.49+51.01.60+51.01.61+51.01.64) | 5101 | | | 1,320,000 | 1,320,000 | 1,029,481 | 1,029,481 | 1,029,481 | | 1,029,481 |
| Transferuri catre institutii publice | 510101 | | | 1,320,000 | 1,320,000 | 1,029,481 | 1,029,481 | 1,029,481 | | 1,029,481 |
| TITLUL VI TRANSFERURI INTRE UNITATI ALE ADMINISTRATIEI PUBLICE (cod 51.01+51.02) | 51 | | | 1,320,000 | 1,320,000 | 1,029,481 | 1,029,481 | 1,029,481 | | 1,029,481 |
| A. CHELTUIELILE CURENTE (10+20+30+40+50+51+55+56+58+57+59+60+61) | 01 | | | 1,320,000 | 1,320,000 | 1,029,481 | 1,029,481 | 1,029,481 | | 1,029,481 |

Ondovata fructificarea creditelor



Director Economic
Eutim

CONTUL DE EXECUTIE AL INSTITUTIILOR PUBLICE - CHELTUIELI

la data de 31.12.2023

Cod 21 Capitol 7002503

Subcapitol

-lei-

| DENUMIREA INDICATORILOR*) | Cod indicator | Credite de angajament | | Credite bugetare | | Angajamente bugetare | Angajamente legale | Plati efectuate | Angajamente legale de platit | Cheltuieli efective |
|--|---------------|-----------------------|------------|------------------|------------|----------------------|--------------------|-----------------|------------------------------|---------------------|
| | | Initiale | Definitive | Initiale | Definitive | | | | | |
| A | B | 1 | 2 | 3 | 4 | 5 | 6 | 7 | 8=6-7 | 9 |
| TOTAL CHELTUIELI(SECTIUNEA DE FUNCTIONARE+SECTIUNEA DE DEZVOLTARE) | | | | 4,000,000 | 4,180,000 | 4,134,922 | 4,134,922 | 4,134,922 | | 4,134,922 |
| SECTIUNEA DE FUNCTIONARE (cod 01+79+85) | | | | 4,000,000 | 4,180,000 | 4,134,922 | 4,134,922 | 4,134,922 | | 4,134,922 |
| CHELTUIELI CURENTE (10+20+30+40+50+51SF+55SF+57+59) | 01 | | | 4,000,000 | 4,180,000 | 4,134,922 | 4,134,922 | 4,134,922 | | 4,134,922 |
| TITLUL VI TRANSFERURI INTRE UNITATI ALE ADMINISTRATIEI PUBLICE (cod 51.01) (cod 51.01) | 51 | | | 4,000,000 | 4,180,000 | 4,134,922 | 4,134,922 | 4,134,922 | | 4,134,922 |
| Transferuri curente (cod 51.01.01+51.01.03+51.01.05+ 51.01.14+51.01.15+ 51.01.24 +51.01.26 +51.01.31+51.01.39+ 51.01.46+51.01.49+51.01.60+51.01.61+51.01.64) | 5101 | | | 4,000,000 | 4,180,000 | 4,134,922 | 4,134,922 | 4,134,922 | | 4,134,922 |
| Transferuri catre institutii publice | 510101 | | | 4,000,000 | 4,180,000 | 4,134,922 | 4,134,922 | 4,134,922 | | 4,134,922 |
| TITLUL VI TRANSFERURI INTRE UNITATI ALE ADMINISTRATIEI PUBLICE (cod 51.01+51.02) | 51 | | | 4,000,000 | 4,180,000 | 4,134,922 | 4,134,922 | 4,134,922 | | 4,134,922 |
| A. CHELTUIELILE CURENTE (10+20+30+40+50+51+55+56+58+57+59+60+61) | 01 | | | 4,000,000 | 4,180,000 | 4,134,922 | 4,134,922 | 4,134,922 | | 4,134,922 |

Ordinul principal de credit


Director Economic,
 Autoritate

CONTUL DE EXECUTIE AL INSTITUTIILOR PUBLICE - CHELTUIELI

la data de 31.12.2023

Cod 21 Capitol 7902

Subcapitol

-lei-

| DENUMIREA INDICATORILOR*) | Cod indicator | Credite de angajament | | Credite bugetare | | Angajamente bugetare | Angajamente legale | Plati efectuate | Angajamente legale de platit | Cheltuieli efective |
|--|---------------|-----------------------|------------|------------------|-------------|----------------------|--------------------|-----------------|------------------------------|---------------------|
| | | Initiale | Definitive | Initiale | Definitive | | | | | |
| A | B | 1 | 2 | 3 | 4 | 5 | 6 | 7 | 8=6-7 | 9 |
| TOTAL CHELTUIELI(SECTIUNEA DE FUNCTIONARE+SECTIUNEA DE DEZVOLTARE) | | | | 299,349,000 | 354,882,700 | 147,706,650 | 147,706,650 | 147,706,650 | | 32,216,510 |
| SECTIUNEA DE FUNCTIONARE (cod 01+79+85) | | | | 21,199,000 | 24,649,570 | 23,548,000 | 23,548,000 | 23,548,000 | | 16,195,042 |
| CHELTUIELI CURENTE (10+20+30+40+50+51SF+55SF+57+59) | 01 | | | 18,803,000 | 22,253,570 | 21,295,553 | 21,295,553 | 21,295,553 | | 16,195,042 |
| TITLUL II BUNURI SI SERVICII (cod 20.01 la 20.06+20.09 la 20.16+20.18 la 20.25+20.27+20.30) | 20 | | | 18,703,000 | 22,153,570 | 21,295,553 | 21,295,553 | 21,295,553 | | 16,195,042 |
| Reparatii curente | 2002 | | | 10,002,000 | 17,000,000 | 16,157,736 | 16,157,736 | 16,157,736 | | 16,137,440 |
| Alte cheltuieli (cod 20.30.01 la 20.30.04+20.30.06+20.30.07+20.30.09+20.30.30) | 2030 | | | 8,701,000 | 5,153,570 | 5,137,817 | 5,137,817 | 5,137,817 | | 57,602 |
| Executarea silita a creantelor bugetare | 203009 | | | 6,000,000 | 5,038,000 | 5,037,470 | 5,037,470 | 5,037,470 | | |
| Alte cheltuieli cu bunuri si servicii | 203030 | | | 2,701,000 | 115,570 | 100,347 | 100,347 | 100,347 | | 57,602 |
| TITLUL XI ALTE CHELTUIELI (cod 59.01+59.02+ 59.08+59.11+59.12+59.15+ 59.17+59.20+ 59.22+59.25+59.30+ 59.35+ 59.40+59.41) | 59 | | | 100,000 | 100,000 | | | | | |
| Despagubiri civile | 5917 | | | 100,000 | 100,000 | | | | | |
| OPERATIUNI FINANCIARE (cod 80+81) | 79 | | | 2,396,000 | 2,396,000 | 2,395,151 | 2,395,151 | 2,395,151 | | |
| TITLUL XIX RAMBURSARI DE CREDITE (cod 81.01+81.02+81.05) | 81 | | | 2,396,000 | 2,396,000 | 2,395,151 | 2,395,151 | 2,395,151 | | |
| Rambursari de credite interne (cod 81.02.01+81.02.02+ 81.02.05) | 8102 | | | 2,396,000 | 2,396,000 | 2,395,151 | 2,395,151 | 2,395,151 | | |
| Rambursari de credite aferente datoriei publice interne locale | 810205 | | | 2,396,000 | 2,396,000 | 2,395,151 | 2,395,151 | 2,395,151 | | |
| TITLUL XXI PLATI EFECTUATE IN ANII PRECEDENTI SI | 85F | | | | | -142,704 | -142,704 | -142,704 | | |

| A | B | 1 | 2 | 3 | 4 | 5 | 6 | 7 | 8=6-7 | 9 |
|--|--------|---|---|-------------|-------------|-------------|-------------|-------------|-------|------------|
| RECUPERATE IN ANUL CURENT(85.01) | | | | | | | | | | |
| Plati efectuate in anii precedenti si recuperate in anul curent (cod 85.01.01) | 8501F | | | | | -142,704 | -142,704 | -142,704 | | |
| Plati efectuate in anii precedenti si recuperate in anul curent în sectiunea de functionare a bugetului local | 850101 | | | | | -142,704 | -142,704 | -142,704 | | |
| SECTIUNEA DE DEZVOLTARE (cod 51+55+56+58+60+61+70+81+85) | | | | 278,150,000 | 330,233,130 | 124,158,650 | 124,158,650 | 124,158,650 | | 16,021,468 |
| TITLUL VI TRANSFERURI INTRE UNITATI ALE ADMINISTRATIEI PUBLICE (cod 51.02) | 51 | | | 57,600,000 | 57,600,000 | | | | | |
| Transferuri de capital (cod 51.02.12+51.02.28+51.02.29) | 5102 | | | 57,600,000 | 57,600,000 | | | | | |
| Transferuri de capital acordate în baza contractelor de parteneriat sau asociere | 510250 | | | 57,600,000 | 57,600,000 | | | | | |
| TITLUL X Proiecte cu finantare din fonduri externe nerambursabile aferente cadrului financiar 2014-2020 (cod 58.01 la 58.05+58.11+58.12+58.15+58.16+58.30) | 58 | | | 101,224,000 | 102,224,000 | 62,846,380 | 62,846,380 | 62,846,380 | | 127,654 |
| Programe din Fondul European de Dezvoltare Regionala (FEDR) (cod 58.01.01 la 58.01.03) | 5801 | | | 95,948,000 | 96,948,000 | 60,329,918 | 60,329,918 | 60,329,918 | | |
| Finantarea nationala | 580101 | | | 13,507,000 | 13,507,000 | 8,371,814 | 8,371,814 | 8,371,814 | | |
| Finantarea externa nerambursabila | 580102 | | | 80,297,000 | 80,297,000 | 51,776,679 | 51,776,679 | 51,776,679 | | |
| Cheltuieli neeligibile | 580103 | | | 2,144,000 | 3,144,000 | 181,425 | 181,425 | 181,425 | | |
| Programe din Fondul Social European (FSE) (cod 58.02.01 la 58.02.03) | 5802 | | | 3,037,000 | 3,037,000 | 2,516,462 | 2,516,462 | 2,516,462 | | 127,654 |
| Finantarea nationala | 580201 | | | 403,000 | 403,000 | 333,816 | 333,816 | 333,816 | | 16,934 |
| Finantarea externa nerambursabila | 580202 | | | 2,634,000 | 2,634,000 | 2,182,646 | 2,182,646 | 2,182,646 | | 110,720 |
| Alte programe comunitare finantate in perioada 2014-2020 (cod 58.15.01 la 58.15.03) | 5815 | | | 2,239,000 | 2,239,000 | | | | | |
| Finantarea nationala | 581501 | | | 296,000 | 296,000 | | | | | |
| Finantarea externa nerambursabila | 581502 | | | 1,943,000 | 1,943,000 | | | | | |
| Titlul XII „Proiecte cu finantare din sumele reprezentând asistenta financiara nerambursabila aferenta PNRR” (cod 60.01 la 60.03) | 60 | | | | 38,050,890 | | | | | |
| Fonduri europene nerambursabile | 6001 | | | | 31,975,180 | | | | | |
| Sume aferente TVA | 6003 | | | | 6,075,710 | | | | | |
| CHELTUIELI DE CAPITAL ((cod 71+72+75) | 70 | | | 117,976,000 | 131,008,240 | 60,020,789 | 60,020,789 | 60,020,789 | | 15,893,814 |

| A | B | 1 | 2 | 3 | 4 | 5 | 6 | 7 | 8=6-7 | 9 |
|--|--------|---|---|-------------|-------------|------------|------------|------------|-------|------------|
| TITLUL XV ACTIVE NEFINANCIARE (cod 71.01 + 71.03) | 71 | | | 117,976,000 | 131,008,240 | 60,020,789 | 60,020,789 | 60,020,789 | | 15,893,814 |
| Active fixe (cod 71.01.01 la 71.01.03+71.01.30) | 7101 | | | 117,976,000 | 131,008,240 | 60,020,789 | 60,020,789 | 60,020,789 | | 15,893,814 |
| Alte active fixe | 710130 | | | 117,976,000 | 131,008,240 | 60,020,789 | 60,020,789 | 60,020,789 | | 15,893,814 |
| OPERATIUNI FINANCIARE (cod 81) | 79 | | | 1,350,000 | 1,350,000 | 1,349,840 | 1,349,840 | 1,349,840 | | |
| TITLUL XVII RAMBURSARI DE CREDITE (cod 81.04) | 81 | | | 1,350,000 | 1,350,000 | 1,349,840 | 1,349,840 | 1,349,840 | | |
| Rambursarea imprumuturilor contractate pentru finantarea proiectelor cu finantare UE | 8104 | | | 1,350,000 | 1,350,000 | 1,349,840 | 1,349,840 | 1,349,840 | | |
| TITLUL XXI PLATI EFECTUATE IN ANII PRECEDENTI SI RECUPERATE IN ANUL CURENT (85.01) | 85 | | | | | -58,359 | -58,359 | -58,359 | | |
| Plati efectuate in anii precedenti si recuperate in anul curent (cod 85.01.02+85.01.05) | 8501 | | | | | -58,359 | -58,359 | -58,359 | | |
| Plati efectuate in anii precedenti si recuperate in anul curent în sectiunea de dezvoltare a bugetului local | 850102 | | | | | -58,359 | -58,359 | -58,359 | | |
| TITLUL VI TRANSFERURI INTRE UNITATI ALE ADMINISTRATIEI PUBLICE (cod 51.01+51.02) | 51 | | | 57,600,000 | 57,600,000 | | | | | |
| TITLUL XVI RAMBURSARI DE CREDETE | 81 | | | 3,746,000 | 3,746,000 | 3,744,991 | 3,744,991 | 3,744,991 | | |
| | 84 | | | | | -201,063 | -201,063 | -201,063 | | |
| OPERATIUNI FINANCIARE (cod 81) | 79 | | | 3,746,000 | 3,746,000 | 3,744,991 | 3,744,991 | 3,744,991 | | |
| A. CHELTUIELILE CURENTE (10+20+30+40+50+51+55+56+58+57+59+60+61) | 01 | | | 177,627,000 | 220,128,460 | 84,141,933 | 84,141,933 | 84,141,933 | | 16,322,696 |
| TITLUL XIX PLATI EFECTUATE IN ANII PRECEDENTI SI RECUPERATE IN ANUL CURENT (85.01) | 85 | | | | | -201,063 | -201,063 | -201,063 | | |
| Plati efectuate in anii precedenti si recuperate in anul curent (cod 85.01.02+85.01.05) | 8501 | | | | | -201,063 | -201,063 | -201,063 | | |

*) Se inscriu denumirea si simbolul capitolelor din bugetul aprobat detaliate pe titluri , articole, alineate, pe structura clasificatiei economice

(bugetele locale, bugetul creditelor externe, bugetul creditelor interne, bugetul fondurilor externe nerambursabile - sursa D, institutii finantate integral sau partial din venituri proprii/activitati finantate integral din veniturii proprii

NOTA: Sumele inscrise in col. 6 "Plati efectuate" cu semnul minus la Titlul 85, art. 85.01 "Plati efectuate din precedenti si recuperate in anul curent", se inscriu si pe col. 4 "Angajamente bugetare" si col. 5 "Angajamente legale" la acelasi cod tot cu semnul minus , astfel incat in col. 7 "Angajamente legale de platit" sa nu fie raportate sume.

Ordonator principal de credite



Directia Economica

8002 Actiuni generale economice, comerciale si

Anexa 7

CONTUL DE EXECUTIE AL INSTITUTIILOR PUBLICE - CHELTUIELI

la data de 31.12.2023

Cod 21 Capitol 8002

Subcapitol

-lei-

| DENUMIREA INDICATORILOR*) | Cod indicator | Credite de angajament | | Credite bugetare | | Angajamente bugetare | Angajamente legale | Plati efectuate | Angajamente legale de platit | Cheltuieli efective |
|--|---------------|-----------------------|------------|------------------|-------------|----------------------|--------------------|-----------------|------------------------------|---------------------|
| | | Initiale | Definitive | Initiale | Definitive | | | | | |
| A | B | 1 | 2 | 3 | 4 | 5 | 6 | 7 | 8=6-7 | 9 |
| TOTAL CHELTUIELI(SECTIUNEA DE FUNCTIONARE+SECTIUNEA DE DEZVOLTARE) | | | | 198,975,000 | 232,419,700 | 71,482,115 | 71,482,115 | 71,482,115 | | 187,521 |
| SECTIUNEA DE FUNCTIONARE (cod 01+79+85) | | | | 8,801,000 | 5,251,570 | 5,135,817 | 5,135,817 | 5,135,817 | | 55,602 |
| CHELTUIELI CURENTE (10+20+30+40+50+51SF+55SF+57+59) | 01 | | | 8,801,000 | 5,251,570 | 5,135,817 | 5,135,817 | 5,135,817 | | 55,602 |
| TITLUL II BUNURI SI SERVICII (cod 20.01 la 20.06+20.09 la 20.16+20.18 la 20.25+20.27+20.30) | 20 | | | 8,701,000 | 5,151,570 | 5,135,817 | 5,135,817 | 5,135,817 | | 55,602 |
| Alte cheltuieli (cod 20.30.01 la 20.30.04+20.30.06+20.30.07+20.30.09+20.30.30) | 2030 | | | 8,701,000 | 5,151,570 | 5,135,817 | 5,135,817 | 5,135,817 | | 55,602 |
| Executarea silita a creantelor bugetare | 203009 | | | 6,000,000 | 5,038,000 | 5,037,470 | 5,037,470 | 5,037,470 | | |
| Alte cheltuieli cu bunuri si servicii | 203030 | | | 2,701,000 | 113,570 | 98,347 | 98,347 | 98,347 | | 55,602 |
| TITLUL XI ALTE CHELTUIELI (cod 59.01+59.02+ 59.08+59.11+59.12+59.15+ 59.17+59.20+ 59.22+59.25+59.30+ 59.35+ 59.40+59.41) | 59 | | | 100,000 | 100,000 | | | | | |
| Despagubiri civile | 5917 | | | 100,000 | 100,000 | | | | | |
| SECTIUNEA DE DEZVOLTARE (cod 51+55+56+58+60+61+70+81+85) | | | | 190,174,000 | 227,168,130 | 66,346,298 | 66,346,298 | 66,346,298 | | 131,919 |
| TITLUL VI TRANSFERURI INTRE UNITATI ALE ADMINISTRATIEI PUBLICE (cod 51.02) | 51 | | | 57,600,000 | 57,600,000 | | | | | |
| Transferuri de capital (cod 51.02.12+51.02.28+51.02.29) | 5102 | | | 57,600,000 | 57,600,000 | | | | | |
| Transferuri de capital acordate în baza contractelor de parteneriat sau asociere | 510250 | | | 57,600,000 | 57,600,000 | | | | | |
| TITLUL X Proiecte cu finantare din fonduri externe | 58 | | | 101,224,000 | 102,224,000 | 62,846,380 | 62,846,380 | 62,846,380 | | 127,654 |

| A | B | 1 | 2 | 3 | 4 | 5 | 6 | 7 | 8=6-7 | 9 |
|---|--------|---|---|-------------|-------------|------------|------------|------------|-------|---------|
| nerambursabile aferente cadrului financiar 2014-2020 (cod 58.01 la 58.05+58.11+58.12+58.15+58.16+58.30) | | | | | | | | | | |
| Programe din Fondul European de Dezvoltare Regionala (FEDR) (cod 58.01.01 la 58.01.03) | 5801 | | | 95,948,000 | 96,948,000 | 60,329,918 | 60,329,918 | 60,329,918 | | |
| Finantarea nationala | 580101 | | | 13,507,000 | 13,507,000 | 8,371,814 | 8,371,814 | 8,371,814 | | |
| Finantarea externa nerambursabila | 580102 | | | 80,297,000 | 80,297,000 | 51,776,679 | 51,776,679 | 51,776,679 | | |
| Cheltuieli neeligibile | 580103 | | | 2,144,000 | 3,144,000 | 181,425 | 181,425 | 181,425 | | |
| Programe din Fondul Social European (FSE) (cod 58.02.01 la 58.02.03) | 5802 | | | 3,037,000 | 3,037,000 | 2,516,462 | 2,516,462 | 2,516,462 | | 127,654 |
| Finantarea nationala | 580201 | | | 403,000 | 403,000 | 333,816 | 333,816 | 333,816 | | 16,934 |
| Finantarea externa nerambursabila | 580202 | | | 2,634,000 | 2,634,000 | 2,182,646 | 2,182,646 | 2,182,646 | | 110,720 |
| Alte programe comunitare finantate in perioada 2014-2020 (cod 58.15.01 la 58.15.03) | 5815 | | | 2,239,000 | 2,239,000 | | | | | |
| Finantarea nationala | 581501 | | | 296,000 | 296,000 | | | | | |
| Finantarea externa nerambursabila | 581502 | | | 1,943,000 | 1,943,000 | | | | | |
| Titlul XII „Proiecte cu finantare din sumele reprezentând asistenta financiara nerambursabila aferenta PNRR” (cod 60.01 la 60.03) | 60 | | | | 38,050,890 | | | | | |
| Fonduri europene nerambursabile | 6001 | | | | 31,975,180 | | | | | |
| Sume aferente TVA | 6003 | | | | 6,075,710 | | | | | |
| CHELTUIELI DE CAPITAL ((cod 71+72+75) | 70 | | | 30,000,000 | 27,943,240 | 2,150,078 | 2,150,078 | 2,150,078 | | 4,265 |
| TITLUL XV ACTIVE NEFINANCIARE (cod 71.01 + 71.03) | 71 | | | 30,000,000 | 27,943,240 | 2,150,078 | 2,150,078 | 2,150,078 | | 4,265 |
| Active fixe (cod 71.01.01 la 71.01.03+71.01.30) | 7101 | | | 30,000,000 | 27,943,240 | 2,150,078 | 2,150,078 | 2,150,078 | | 4,265 |
| Alte active fixe | 710130 | | | 30,000,000 | 27,943,240 | 2,150,078 | 2,150,078 | 2,150,078 | | 4,265 |
| OPERATIUNI FINANCIARE (cod 81) | 79 | | | 1,350,000 | 1,350,000 | 1,349,840 | 1,349,840 | 1,349,840 | | |
| TITLUL XVII RAMBURSARI DE CREDITE (cod 81.04) | 81 | | | 1,350,000 | 1,350,000 | 1,349,840 | 1,349,840 | 1,349,840 | | |
| Rambursarea imprumuturilor contractate pentru finantarea proiectelor cu finantare UE | 8104 | | | 1,350,000 | 1,350,000 | 1,349,840 | 1,349,840 | 1,349,840 | | |
| TITLUL VI TRANSFERURI INTRE UNITATI ALE ADMINISTRATIEI PUBLICE (cod 51.01+51.02) | 51 | | | 57,600,000 | 57,600,000 | | | | | |
| TITLUL XVI RAMBURSARI DE CREDETE | 81 | | | 1,350,000 | 1,350,000 | 1,349,840 | 1,349,840 | 1,349,840 | | |
| OPERATIUNI FINANCIARE (cod 81) | 79 | | | 1,350,000 | 1,350,000 | 1,349,840 | 1,349,840 | 1,349,840 | | |
| A. CHELTUIELILE CURENTE (10+20+30+40+50+51+55+56+58+57+59+60+61) | 01 | | | 167,625,000 | 203,126,460 | 67,982,197 | 67,982,197 | 67,982,197 | | 183,256 |

Ordinul municipii



Director Seguranta
P. I. I. I. I.

*) Se inscriu denumirea si simbolul capitolelor din bugetul aprobat detaliate pe titluri , articole, alineate, pe structura clasificatiei economice (bugetele locale, bugetul creditelor externe, bugetul creditelor interne, bugetul fondurilor externe nerambursabile - sursa D, institutii financiare integral sau partial din venituri proprii/activitati finantate integral din veniturii proprii

NOTA: Sumele inscrise in col. 6 "Plati efectuate" cu semnul minus la Titlul , art. 85.01 "Plati efectuate din precedenti si recuperate in curent", se inscriu si pe col. 4"Angajamente bugetare" si col. 5 "Angajamente legale" la acelasi cod tot cu semnul minus , astfel incat in col. 7 "Angajamente legale de platit" sa nu fie raportate sume.

Ordonator principal de credite

Directia Economica

CONTUL DE EXECUTIE AL INSTITUTIILOR PUBLICE - CHELTUIELI

la data de 31.12.2023

Cod 21 Capitol 8402

Subcapitol

-lei-

| DENUMIREA INDICATORILOR*) | Cod indicator | Credite de angajament | | Credite bugetare | | Angajamente bugetare | Angajamente legale | Plati efectuate | Angajamente legale de platit | Cheltuieli efective |
|---|---------------|-----------------------|------------|------------------|-------------|----------------------|--------------------|-----------------|------------------------------|---------------------|
| | | Initiale | Definitive | Initiale | Definitive | | | | | |
| A | B | 1 | 2 | 3 | 4 | 5 | 6 | 7 | 8=6-7 | 9 |
| TOTAL CHELTUIELI(SECTIUNEA DE FUNCTIONARE+SECTIUNEA DE DEZVOLTARE) | | | | 100,374,000 | 122,463,000 | 76,224,535 | 76,224,535 | 76,224,535 | | 32,028,989 |
| SECTIUNEA DE FUNCTIONARE (cod 01+79+85) | | | | 12,398,000 | 19,398,000 | 18,412,183 | 18,412,183 | 18,412,183 | | 16,139,440 |
| CHELTUIELI CURENTE (10+20+30+40+50+51SF+55SF+57+59) | 01 | | | 10,002,000 | 17,002,000 | 16,159,736 | 16,159,736 | 16,159,736 | | 16,139,440 |
| TITLUL II BUNURI SI SERVICII (cod 20.01 la 20.06+20.09 la 20.16+20.18 la 20.25+20.27+20.30) | 20 | | | 10,002,000 | 17,002,000 | 16,159,736 | 16,159,736 | 16,159,736 | | 16,139,440 |
| Reparatii curente | 2002 | | | 10,002,000 | 17,000,000 | 16,157,736 | 16,157,736 | 16,157,736 | | 16,137,440 |
| Alte cheltuieli (cod 20.30.01 la 20.30.04+20.30.06+20.30.07+20.30.09+20.30.30) | 2030 | | | | 2,000 | 2,000 | 2,000 | 2,000 | | 2,000 |
| Alte cheltuieli cu bunuri si servicii | 203030 | | | | 2,000 | 2,000 | 2,000 | 2,000 | | 2,000 |
| OPERATIUNI FINANCIARE (cod 80+81) | 79 | | | 2,396,000 | 2,396,000 | 2,395,151 | 2,395,151 | 2,395,151 | | |
| TITLUL XIX RAMBURSARI DE CREDITE (cod 81.01+81.02+81.05) | 81 | | | 2,396,000 | 2,396,000 | 2,395,151 | 2,395,151 | 2,395,151 | | |
| Rambursari de credite interne (cod 81.02.01+81.02.02+ 81.02.05) | 8102 | | | 2,396,000 | 2,396,000 | 2,395,151 | 2,395,151 | 2,395,151 | | |
| Rambursari de credite aferente datoriei publice interne locale | 810205 | | | 2,396,000 | 2,396,000 | 2,395,151 | 2,395,151 | 2,395,151 | | |
| TITLUL XXI PLATI EFECTUATE IN ANII PRECEDENTI SI RECUPERATE IN ANUL CURENT(85.01) | 85F | | | | | -142,704 | -142,704 | -142,704 | | |
| Plati efectuate in anii precedenti si recuperate in anul curent (cod 85.01.01) | 8501F | | | | | -142,704 | -142,704 | -142,704 | | |
| Plati efectuate in anii precedenti si recuperate in anul curent în sectiunea de functionare a bugetului local | 850101 | | | | | -142,704 | -142,704 | -142,704 | | |

| A | B | 1 | 2 | 3 | 4 | 5 | 6 | 7 | 8=6-7 | 9 |
|--|--------|---|---|------------|-------------|------------|------------|------------|-------|------------|
| SECTIUNEA DE DEZVOLTARE (cod 51+55+56+58+60+61+70+81+85) | | | | 87,976,000 | 103,065,000 | 57,812,352 | 57,812,352 | 57,812,352 | | 15,889,549 |
| CHELTUIELI DE CAPITAL ((cod 71+72+75) | 70 | | | 87,976,000 | 103,065,000 | 57,870,711 | 57,870,711 | 57,870,711 | | 15,889,549 |
| TITLUL XV ACTIVE NEFINANCIARE (cod 71.01 + 71.03) | 71 | | | 87,976,000 | 103,065,000 | 57,870,711 | 57,870,711 | 57,870,711 | | 15,889,549 |
| Active fixe (cod 71.01.01 la 71.01.03+71.01.30) | 7101 | | | 87,976,000 | 103,065,000 | 57,870,711 | 57,870,711 | 57,870,711 | | 15,889,549 |
| Alte active fixe | 710130 | | | 87,976,000 | 103,065,000 | 57,870,711 | 57,870,711 | 57,870,711 | | 15,889,549 |
| TITLUL XXI PLATI EFECTUATE IN ANII PRECEDENTI SI RECUPERATE IN ANUL CURENT (85.01) | 85 | | | | | -58,359 | -58,359 | -58,359 | | |
| Plati efectuate in anii precedenti si recuperate in anul curent (cod 85.01.02+85.01.05) | 8501 | | | | | -58,359 | -58,359 | -58,359 | | |
| Plati efectuate in anii precedenti si recuperate in anul curent în sectiunea de dezvoltare a bugetului local | 850102 | | | | | -58,359 | -58,359 | -58,359 | | |
| TITLUL XVI RAMBURSARI DE CREDETE | 81 | | | 2,396,000 | 2,396,000 | 2,395,151 | 2,395,151 | 2,395,151 | | |
| | 84 | | | | | -201,063 | -201,063 | -201,063 | | |
| OPERATIUNI FINANCIARE (cod 81) | 79 | | | 2,396,000 | 2,396,000 | 2,395,151 | 2,395,151 | 2,395,151 | | |
| A. CHELTUIELILE CURENTE (10+20+30+40+50+51+55+56+58+57+59+60+61) | 01 | | | 10,002,000 | 17,002,000 | 16,159,736 | 16,159,736 | 16,159,736 | | 16,139,440 |
| TITLUL XIX PLATI EFECTUATE IN ANII PRECEDENTI SI RECUPERATE IN ANUL CURENT (85.01) | 85 | | | | | -201,063 | -201,063 | -201,063 | | |
| Plati efectuate in anii precedenti si recuperate in anul curent (cod 85.01.02+85.01.05) | 8501 | | | | | -201,063 | -201,063 | -201,063 | | |

*) Se inscriu denumirea si simbolul capitolelor din bugetul aprobat detaliate pe titluri , articole, alineate, pe structura clasificatiei economice

(bugetele locale, bugetul creditelor externe, bugetul creditelor interne, bugetul fondurilor externe nerambursabile - sursa D, institutii finantate integral sau partial din venituri proprii/activitati finantate integral din veniturii proprii

NOTA: Sumele inscrise in col. 6 "Plati efectuate" cu semnul minus la Titlul 85, art. 85.01 "Plati efectuate din precedenti si recuperate in anul curent", se inscriu si pe col. 4 "Angajamente bugetare" si col. 5 "Angajamente legale" la acelasi cod tot cu semnul minus , astfel incat in col. 7 "Angajamente legale de platit" sa nu fie raportate sume.

Ordonator principal de credite



Directia Economica

CONTUL DE EXECUTIE

A BUGETULUI INSTITUTIILOR PUBLICE SI ACTIVITATILOR FINANTATE INTEGRAL SAU PARTIAL DIN VENITURI PROPRII (DE SUBORDONARE LOCALA) -VENITU

la data de 31.12.2023

Cod 20 -lei-

| Denumirea indicatorilor | Cod indicator | Prevederi bugetare | | Drepturi constatate | | | Incasari realizate | Stingeri pe alte cai decat incasari | Drepturi constatate de incasat |
|--|---------------|--------------------|-------------|---------------------|---------------------|-----------------|--------------------|-------------------------------------|--------------------------------|
| | | Initiale | Definitive | Total, din care: | din anii precedenti | din anul curent | | | |
| A | B | 1 | 2 | 3=4+5 | 4 | 5 | 6 | 7 | 8=3-6-7 |
| TOTAL VENITURI (cod 00.02+00.15+00.16+00.17+45.10+48.10) | 000110 | 324,144,000 | 324,807,000 | 223,821,763 | 5,352,222 | 218,469,541 | 217,035,718 | | 6,786,045 |
| I. VENITURI CURENTE (cod 00.03+00.12) | 0002 | 169,106,000 | 169,189,000 | 127,198,178 | 5,352,222 | 121,845,956 | 120,412,133 | | 6,786,045 |
| C. VENITURI NEFISCALE (cod 00.13+00.14) | 2900 | 169,106,000 | 169,189,000 | 127,198,178 | 5,352,222 | 121,845,956 | 120,412,133 | | 6,786,045 |
| C2. VANZARI DE BUNURI SI SERVICII (cod 33.10+34.10+35.10+36.10+37.10) | 3300 | 169,106,000 | 169,189,000 | 127,198,178 | 5,352,222 | 121,845,956 | 120,412,133 | | 6,786,045 |
| Venituri din prestari de servicii si alte activitati (cod 33.10.05+33.10.08+33.10.09+33.10.13+ 33.10.14+ 33.10.16+33.10.17+33.10.19 la 33.10.21+33.10.30 la 33.10.32+33.10.50) | 3310 | 169,106,000 | 169,189,000 | 127,198,178 | 5,352,222 | 121,845,956 | 120,412,133 | | 6,786,045 |
| Venituri din prestari de servicii | 331008 | 270,000 | 270,000 | 250,517 | | 250,517 | 250,517 | | |
| Venituri din contractele incheiate cu casele de asigurari sociale de sanatate | 331021 | 110,855,000 | 110,855,000 | 88,189,078 | 5,252,632 | 82,936,446 | 81,571,480 | | 6,617,598 |
| Venituri din contractele incheiate cu directiile de sanatate publica din sume alocate de la bugetul de stat | 331030 | 49,050,000 | 49,050,000 | 32,940,133 | | 32,940,133 | 32,940,133 | | |
| Venituri din contractele incheiate cu institutiile de medicina legala | 331032 | 4,500,000 | 4,500,000 | 3,696,000 | | 3,696,000 | 3,696,000 | | |
| Alte venituri din prestari de servicii si alte activitati | 331050 | 4,431,000 | 4,514,000 | 2,122,450 | 99,590 | 2,022,860 | 1,954,003 | | 168,447 |
| IV. SUBVENTII (cod 00.18) | 4100 | 142,228,000 | 142,808,000 | 96,623,585 | | 96,623,585 | 96,623,585 | | |
| SUBVENTII DE LA ALTE NIVELE ALE ADMINISTRATIEI PUBLICE (cod 42.10+43.10) | 0018 | 45,451,000 | 45,451,000 | 5,124,893 | | 5,124,893 | 5,124,893 | | |
| Subventii de la bugetul de stat (cod 42.10.11+ 42.10.39+ 42.10.43+42.10.62+42.10.70+42.10.81 la 42.10.89+ 42.10.90 la 42.10.93) | 4210 | 2,191,000 | 2,191,000 | | | | | | |
| Subventii de la bugetul de stat catre institutii publice finantate partial sau integral din venituri proprii necesare sustinerii | 421070 | 2,191,000 | 2,191,000 | | | | | | |

| A | B | 1 | 2 | 3=4+5 | 4 | 5 | 6 | 7 | 8=3-6-7 |
|--|----------|-------------|-------------|-------------|-----------|-------------|-------------|---|-----------|
| derularii proiectelor finantate din fd externe neramb.(FEN) postaderare, aferente perioadei de programare 2014-2020 | | | | | | | | | |
| Subventii de la alte administratii (cod43.10.09+43.10.10+43.10.14 la 43.10.17+43.10.19 + 43.10.25 la 43.10.27+43.10.31+43.10.33+43.10.40+43.10.50) | 4310 | 140,037,000 | 140,617,000 | 96,623,585 | | 96,623,585 | 96,623,585 | | |
| Subventii pentru institutii publice | 431009 | 18,837,000 | 19,017,000 | 16,398,753 | | 16,398,753 | 16,398,753 | | |
| Subventii din bugetele locale pentru finantarea cheltuielilor curente din domeniul sanatatii | 431010 | 6,366,000 | 6,766,000 | 4,764,122 | | 4,764,122 | 4,764,122 | | |
| Subventii din bugetele locale pentru finantarea cheltuielilor de capital in domeniul sanatatii | 431014 | 25,394,000 | 25,394,000 | 5,050,051 | | 5,050,051 | 5,050,051 | | |
| Sume din bugetul de stat catre bugetele locale pentru finantarea investitiilor in sanatate (cod 43.10.16.01 la 43.10.16.03) | 431016 | 19,321,000 | 19,321,000 | | | | | | |
| Sume din bugetul de stat cAtre bugetele locale pentru finanTarea aparaturii medicale Si echipamentelor de comunicaTii în urgenta în sanatate | 43101601 | 19,321,000 | 19,321,000 | | | | | | |
| Subventii pentru institutii publice destinate sectiunii de dezvoltare | 431019 | 736,000 | 736,000 | 74,842 | | 74,842 | 74,842 | | |
| Subventii din bugetul Fondului national unic de asigurari sociale de sanatate pentru acoperirea cresterilor salariale | 431033 | 69,383,000 | 69,383,000 | 70,335,817 | | 70,335,817 | 70,335,817 | | |
| Sume primite de la UE/alti donatori în contul platilor efectuate si prefinantari aferente cadrului financiar 2014-2020 (cod 48.10.01 la 48.10.05+48.10.11+48.10.12) | 4810 | 12,810,000 | 12,810,000 | | | | | | |
| Fondul European de Dezvoltare Regionala (FEDR) (cod 48.10.01.01 la 48.10.01.03) | 481001 | 12,810,000 | 12,810,000 | | | | | | |
| Sume primite în contul platilor efectuate în anul curent | 48100101 | 12,810,000 | 12,810,000 | | | | | | |
| VENITURILE SECTIUNII DE FUNCTIONARE (cod 00.02+00.16+00.17) - TOTAL | 000110 | 263,692,000 | 264,355,000 | 218,696,870 | 5,352,222 | 213,344,648 | 211,910,825 | | 6,786,045 |
| I. VENITURI CURENTE (cod 00.03+00.12) | 0002 | 169,106,000 | 169,189,000 | 127,198,178 | 5,352,222 | 121,845,956 | 120,412,133 | | 6,786,045 |
| C. VENITURI NEFISCALE (cod 00.13+00.14) | 2900 | 169,106,000 | 169,189,000 | 127,198,178 | 5,352,222 | 121,845,956 | 120,412,133 | | 6,786,045 |
| C2. VANZARI DE BUNURI SI SERVICII (cod 33.10+34.10+35.10+36.10+37.10) | 3300 | 169,106,000 | 169,189,000 | 127,198,178 | 5,352,222 | 121,845,956 | 120,412,133 | | 6,786,045 |
| Venituri din prestari de servicii si alte activitati (cod33.10.05+33.10.08+33.10.09+33.10.13+ 33.10.14 +33.10.16+33.10.17 +33.10.19 la 33.10.21+33.10.30 la 33.10.32+33.10.50) | 3310 | 169,106,000 | 169,189,000 | 127,198,178 | 5,352,222 | 121,845,956 | 120,412,133 | | 6,786,045 |
| Venituri din prestari de servicii | 331008 | 270,000 | 270,000 | 250,517 | | 250,517 | 250,517 | | |
| Venituri din contractele incheiate cu casele de asigurari sociale de sanatate | 331021 | 110,855,000 | 110,855,000 | 88,189,078 | 5,252,632 | 82,936,446 | 81,571,480 | | 6,617,598 |

| A | B | 1 | 2 | 3=4+5 | 4 | 5 | 6 | 7 | 8=3-6-7 |
|---|----------|------------|------------|------------|--------|------------|------------|---|---------|
| Venituri din contractele incheiate cu directiile de sanatate publica din sume alocate de la bugetul de stat | 331030 | 49,050,000 | 49,050,000 | 32,940,133 | | 32,940,133 | 32,940,133 | | |
| Venituri din contractele incheiate cu institutiile de medicina legala | 331032 | 4,500,000 | 4,500,000 | 3,696,000 | | 3,696,000 | 3,696,000 | | |
| Alte venituri din prestari de servicii si alte activitati | 331050 | 4,431,000 | 4,514,000 | 2,122,450 | 99,590 | 2,022,860 | 1,954,003 | | 168,447 |
| IV. SUBVENTII (cod 00.18) | 4100 | 94,586,000 | 95,166,000 | 91,498,692 | | 91,498,692 | 91,498,692 | | |
| SUBVENTII DE LA ALTE NIVELE ALE ADMINISTRATIEI PUBLICE (cod 42.10+43.10) | 0018 | 94,586,000 | 95,166,000 | 91,498,692 | | 91,498,692 | 91,498,692 | | |
| Subventii de la alte administratii (cod 43.10.09+43.10.10+43.10.15+43.10.33+43.10.40) | 4310 | 94,586,000 | 95,166,000 | 91,498,692 | | 91,498,692 | 91,498,692 | | |
| Subventii pentru institutii publice | 431009 | 18,837,000 | 19,017,000 | 16,398,753 | | 16,398,753 | 16,398,753 | | |
| Subventii din bugetele locale pentru finantarea cheltuielilor curente din domeniul sanatatii | 431010 | 6,366,000 | 6,766,000 | 4,764,122 | | 4,764,122 | 4,764,122 | | |
| Subventii din bugetul Fondului national unic de asigurari sociale de sanatate pentru acoperirea cresterilor salariale | 431033 | 69,383,000 | 69,383,000 | 70,335,817 | | 70,335,817 | 70,335,817 | | |
| VENITURILE SECTIUNII DE DEZVOLTARE (cod 00.02+00.15+00.16+00.17+45.10+46.10+48.10) - TOTAL | 000110 | 60,452,000 | 60,452,000 | 5,124,893 | | 5,124,893 | 5,124,893 | | |
| IV. SUBVENTII (cod 00.18) | 4100 | 47,642,000 | 47,642,000 | 5,124,893 | | 5,124,893 | 5,124,893 | | |
| SUBVENTII DE LA ALTE NIVELE ALE ADMINISTRATIEI PUBLICE (cod 42.10+43.10) | 0018 | 47,642,000 | 47,642,000 | 5,124,893 | | 5,124,893 | 5,124,893 | | |
| Subventii de la bugetul de stat (cod 42.10.39+42.10.62+42.10.70) | 4210 | 2,191,000 | 2,191,000 | | | | | | |
| Subventii de la bugetul de stat catre institutii publice finantate partial sau integral din venituri proprii necesare sustinerii derularii proiectelor finantate din fd externe neramb.(FEN) postaderare, aferente perioadei de programare 2014-2020 | 421070 | 2,191,000 | 2,191,000 | | | | | | |
| Subventii de la alte administratii (cod 43.10.14+43.10.16+43.10.17+43.10.19 + 43.10.25 la 43.10.27+43.10.31+43.10.50) | 4310 | 45,451,000 | 45,451,000 | 5,124,893 | | 5,124,893 | 5,124,893 | | |
| Subventii din bugetele locale pentru finantarea cheltuielilor de capital in domeniul sanatatii | 431014 | 25,394,000 | 25,394,000 | 5,050,051 | | 5,050,051 | 5,050,051 | | |
| Sume din bugetul de stat catre bugetele locale pentru finantarea investitiilor in sanatate (cod 43.10.16.01 la 43.10.16.03) | 431016 | 19,321,000 | 19,321,000 | | | | | | |
| Sume din bugetul de stat catre bugetele locale pentru finantarea aparaturii medicale si echipamentelor de comunicatii in urgenta in sanatate | 43101601 | 19,321,000 | 19,321,000 | | | | | | |
| Subventii pentru institutii publice destinate sectiunii de dezvoltare | 431019 | 736,000 | 736,000 | 74,842 | | 74,842 | 74,842 | | |

| A | B | 1 | 2 | 3=4+5 | 4 | 5 | 6 | 7 | 8=3-6-7 |
|---|----------|------------|------------|-------|---|---|---|---|---------|
| Sume primite de la UE/alti donatori în contul platilor efectuate si prefinantari aferente cadrului financiar 2014-2020 (cod 48.10.01 la 48.10.05+48.10.11+48.10.12) | 4810 | 12,810,000 | 12,810,000 | | | | | | |
| Fondul European de Dezvoltare Regionala(FEDR) (cod 48.10.01.01 la 48.10.01.03) | 481001 | 12,810,000 | 12,810,000 | | | | | | |
| Sume primite în contul platilor efectuate în anul curent | 48100101 | 12,810,000 | 12,810,000 | | | | | | |

Ordonator principal de credite



Directia Economica

Anexa 11

CONTUL DE EXECUTIE
A BUGETULUI INSTITUTIILOR PUBLICE SI ACTIVITATILOR FINANTATE INTEGRAL SAU PARTIAL DIN VENITURI PROPRII (DE SUBORDONARE LOCALA) -CHELTUIELI

la data de 31.12.2023

Cod 21

-lei-

| Denumirea indicatorilor *) | Cod indicator | Credite de angajament | Credite bugetare | | Angajamente bugetare | Angajamente legale | Plati efectuate | Angajamente legale de platit | Cheltuieli efective |
|---|---------------|-----------------------|--|-----------------------|----------------------|--------------------|-----------------|------------------------------|---------------------|
| | | | anuale aprobate la finele perioadei de raportare | trimestriale cumulate | | | | | |
| A | B | 1 | 2 | 3 | 4 | 5 | 6 | 7=5-6 | 8 |
| TOTAL CHELTUIELI - SECTIUNEA DE FUNCTIONARE + SECTIUNEA DE DEZVOLTARE (cod 50.10+59.10+63.10+70.10+74.10+79.10) | 4910 | | 326,325,000 | 326,988,000 | 326,957,017 | 222,324,817 | 218,229,966 | 4,094,851 | 219,923,041 |
| Partea I-a SERVICII PUBLICE GENERALE (cod 54.10+55.10) | 5010 | | 4,126,000 | 4,126,000 | 4,095,017 | 3,386,512 | 3,386,512 | | 3,583,725 |
| Alte servicii publice generale (cod 54.10.10+54.10.50) | 5410 | | 4,126,000 | 4,126,000 | 4,095,017 | 3,386,512 | 3,386,512 | | 3,583,725 |
| Servicii publice comunitare de evidenta a persoanelor | 541010 | | 4,126,000 | 4,126,000 | 4,095,017 | 3,386,512 | 3,386,512 | | 3,583,725 |
| Partea III-a CHELTUIELI SOCIAL-CULTURALE (cod 65.10+66.10+67.10+68.10) | 6310 | | 314,940,000 | 315,423,000 | 315,423,000 | 212,663,508 | 208,580,234 | 4,083,274 | 209,894,508 |
| Sanatate (66.10.06+66.10.08+66.10.50) | 6610 | | 305,537,000 | 305,937,000 | 305,937,000 | 205,032,200 | 200,948,926 | 4,083,274 | 202,142,745 |
| Servicii medicale in unitati sanitare cu paturi (cod 66.10.06.01+66.10.06.03) | 661006 | | 305,537,000 | 305,937,000 | 305,937,000 | 205,032,200 | 200,948,926 | 4,083,274 | 202,142,745 |
| Spitale generale | 66100601 | | 305,537,000 | 305,937,000 | 305,937,000 | 205,032,200 | 200,948,926 | 4,083,274 | 202,142,745 |
| Cultura, recreere si religie (cod 67.10.03+67.10.05+67.10.50) | 6710 | | 9,403,000 | 9,486,000 | 9,486,000 | 7,631,308 | 7,631,308 | | 7,751,763 |
| Servicii culturale (cod 67.10.03.03 la 67.10.03.07+67.10.03.09 la 67.10.03.11+67.10.03.15+67.10.03.30) | 671003 | | 9,403,000 | 9,486,000 | 9,486,000 | 7,631,308 | 7,631,308 | | 7,751,763 |
| Muzee | 67100303 | | 2,052,000 | 2,135,000 | 2,135,000 | 1,753,578 | 1,753,578 | | 1,750,659 |
| Institutii publice de spectacole si concerte | 67100304 | | 7,351,000 | 7,351,000 | 7,351,000 | 5,877,730 | 5,877,730 | | 6,001,104 |
| Partea IV-a SERVICII SI DEZVOLTARE PUBLICA, LOCUINTE, MEDIU SI APE (cod 70.10+74.10) | 6910 | | 7,259,000 | 7,439,000 | 7,439,000 | 6,274,797 | 6,263,220 | 11,577 | 6,444,808 |
| Locuinte, servicii si dezvoltare publica (cod 70.10.03+70.10.04+70.10.50) | 7010 | | 7,259,000 | 7,439,000 | 7,439,000 | 6,274,797 | 6,263,220 | 11,577 | 6,444,808 |
| Alte servicii in domeniul locuintelor, serviciilor si dezvoltarii | 701050 | | 7,259,000 | 7,439,000 | 7,439,000 | 6,274,797 | 6,263,220 | 11,577 | 6,444,808 |

| A | B | 1 | 2 | 3 | 4 | 5 | 6 | 7=5-6 | 8 |
|--|----------|---|-------------|-------------|-------------|-------------|-------------|-----------|-------------|
| comunale | | | | | | | | | |
| CHELTUIELILE SECTIUNII DE FUNCTIONARE (cod 50.10+59.10+63.10+70.10+74.10+79.10) | 4910 | | 265,873,000 | 266,536,000 | 266,505,017 | 217,199,924 | 213,105,073 | 4,094,851 | 215,066,188 |
| Partea I-a SERVICII PUBLICE GENERALE (cod 51.10+54.10+55.10) | 5010 | | 4,066,000 | 4,066,000 | 4,035,017 | 3,369,324 | 3,369,324 | | 3,457,228 |
| Alte servicii publice generale (cod 54.10.10+54.10.50) | 5410 | | 4,066,000 | 4,066,000 | 4,035,017 | 3,369,324 | 3,369,324 | | 3,457,228 |
| Servicii publice comunitare de evidenta a persoanelor | 541010 | | 4,066,000 | 4,066,000 | 4,035,017 | 3,369,324 | 3,369,324 | | 3,457,228 |
| Partea III-a CHELTUIELI SOCIAL-CULTURALE (cod 65.10+66.10+67.10+68.10) | 6310 | | 254,548,000 | 255,031,000 | 255,031,000 | 207,555,803 | 203,472,529 | 4,083,274 | 205,168,508 |
| Sanatate (66.10.06+66.10.08+66.10.50) | 6610 | | 245,821,000 | 246,221,000 | 246,221,000 | 199,982,149 | 195,898,875 | 4,083,274 | 197,470,892 |
| Servicii medicale in unitati cu paturi (cod 66.10.06.01+66.10.06.03) | 661006 | | 245,821,000 | 246,221,000 | 246,221,000 | 199,982,149 | 195,898,875 | 4,083,274 | 197,470,892 |
| Spitale generale | 66100601 | | 245,821,000 | 246,221,000 | 246,221,000 | 199,982,149 | 195,898,875 | 4,083,274 | 197,470,892 |
| Cultura, recreere si religie (cod 67.10.03+67.10.05+67.10.50) | 6710 | | 8,727,000 | 8,810,000 | 8,810,000 | 7,573,654 | 7,573,654 | | 7,697,616 |
| Servicii culturale (cod 67.10.03.03 la 67.10.03.07+67.10.03.09 la 67.10.03.11+67.10.03.15+67.10.03.30) | 671003 | | 8,727,000 | 8,810,000 | 8,810,000 | 7,573,654 | 7,573,654 | | 7,697,616 |
| Muzee | 67100303 | | 1,896,000 | 1,979,000 | 1,979,000 | 1,705,958 | 1,705,958 | | 1,712,448 |
| Instituti publice de spectacole si concerte | 67100304 | | 6,831,000 | 6,831,000 | 6,831,000 | 5,867,696 | 5,867,696 | | 5,985,168 |
| Partea IV-a SERVICII SI DEZVOLTARE PUBLICA, LOCUINTE, MEDIU SI APE (cod 70.10+74.10) | 6910 | | 7,259,000 | 7,439,000 | 7,439,000 | 6,274,797 | 6,263,220 | 11,577 | 6,440,452 |
| Locuinte, servicii si dezvoltare publica (cod 70.10.03+70.10.04+70.10.50) | 7010 | | 7,259,000 | 7,439,000 | 7,439,000 | 6,274,797 | 6,263,220 | 11,577 | 6,440,452 |
| Alte servicii in domeniul locuintelor, serviciilor si dezvoltarii comunale | 701050 | | 7,259,000 | 7,439,000 | 7,439,000 | 6,274,797 | 6,263,220 | 11,577 | 6,440,452 |
| CHELTUIELILE SECTIUNII DE DEZVOLTARE (cod 50.10+59.10+63.10+70.10+74.10+79.10) | 4910 | | 60,452,000 | 60,452,000 | 60,452,000 | 5,124,893 | 5,124,893 | | 4,856,853 |
| Partea I-a SERVICII PUBLICE GENERALE (cod 51.10+54.10) | 5010 | | 60,000 | 60,000 | 60,000 | 17,188 | 17,188 | | 126,497 |
| Alte servicii publice generale (cod 54.10.10+54.10.50) | 5410 | | 60,000 | 60,000 | 60,000 | 17,188 | 17,188 | | 126,497 |
| Servicii publice comunitare de evidenta a persoanelor | 541010 | | 60,000 | 60,000 | 60,000 | 17,188 | 17,188 | | 126,497 |
| Partea III-a CHELTUIELI SOCIAL-CULTURALE (cod 65.10+66.10+67.10+68.10) | 6310 | | 60,392,000 | 60,392,000 | 60,392,000 | 5,107,705 | 5,107,705 | | 4,726,000 |
| Sanatate (66.10.06+66.10.08+66.10.50) | 6610 | | 59,716,000 | 59,716,000 | 59,716,000 | 5,050,051 | 5,050,051 | | 4,671,853 |
| Servicii medicale in unitati cu paturi (cod 66.10.06.01+66.10.06.03) | 661006 | | 59,716,000 | 59,716,000 | 59,716,000 | 5,050,051 | 5,050,051 | | 4,671,853 |
| Spitale generale | 66100601 | | 59,716,000 | 59,716,000 | 59,716,000 | 5,050,051 | 5,050,051 | | 4,671,853 |

| A | B | 1 | 2 | 3 | 4 | 5 | 6 | 7=5-6 | 8 |
|--|----------|----------|----------|----------|----------|----------|----------|--------------|----------|
| Cultura, recreere si religie (cod 67.10.03+67.10.05+67.10.50) | 6710 | | 676,000 | 676,000 | 676,000 | 57,654 | 57,654 | | 54,147 |
| Servicii culturale (cod 67.10.03.03 la 67.10.03.07+67.10.03.09 la 67.10.03.11+67.10.03.15+67.10.03.30) | 671003 | | 676,000 | 676,000 | 676,000 | 57,654 | 57,654 | | 54,147 |
| Muzee | 67100303 | | 156,000 | 156,000 | 156,000 | 47,620 | 47,620 | | 38,211 |
| Institutii publice de spectacole si concerte | 67100304 | | 520,000 | 520,000 | 520,000 | 10,034 | 10,034 | | 15,936 |
| Partea IV-a SERVICII SI DEZVOLTARE PUBLICA, LOCUINTE, MEDIU SI APE (cod 70.10+74.10) | 6910 | | | | | | | | 4,356 |
| Locuinte, servicii si dezvoltare publica (cod 70.10.03+70.10.04+70.10.50) | 7010 | | | | | | | | 4,356 |
| Alte servicii in domeniul locuintelor, serviciilor si dezvoltarii comunale | 701050 | | | | | | | | 4,356 |

Nota: Se detaliaza pe structura clasificatiei economice (Anexa 7)

Ordonator principal de credite

Directia Economica

CONTUL DE EXECUTIE AL INSTITUTIILOR PUBLICE - CHELTUIELI

la data de 31.12.2023

Cod 21 Capitol 5010

Subcapitol

-lei-

| DENUMIREA INDICATORILOR*) | Cod indicator | Credite de angajament | | Credite bugetare | | Angajamente bugetare | Angajamente legale | Plati efectuate | Angajamente legale de platit | Cheltuieli efective |
|--|---------------|-----------------------|------------|------------------|-------------|----------------------|--------------------|-----------------|------------------------------|---------------------|
| | | Initiale | Definitive | Initiale | Definitive | | | | | |
| A | B | 1 | 2 | 3 | 4 | 5 | 6 | 7 | 8=6-7 | 9 |
| TOTAL CHELTUIELI(SECTIUNEA DE FUNCTIONARE+SECTIUNEA DE DEZVOLTARE) | | | | 326,325,000 | 326,988,000 | 326,957,017 | 222,324,817 | 218,229,966 | 4,094,851 | 219,923,041 |
| SECTIUNEA DE FUNCTIONARE (cod 01+79+85) | | | | 265,873,000 | 266,536,000 | 266,505,017 | 217,199,924 | 213,105,073 | 4,094,851 | 215,066,188 |
| CHELTUIELI CURENTE (10+20+30+40+50+51SF+55SF+57+59) | 01 | | | 265,873,000 | 266,570,508 | 266,570,508 | 217,265,415 | 213,170,564 | 4,094,851 | 215,066,188 |
| TITLUL I CHELTUIELI DE PERSONAL (cod 10.01 la10.03) | 10 | | | 179,789,000 | 172,405,000 | 172,405,000 | 151,433,729 | 151,433,729 | | 150,365,151 |
| Cheltuieli salariale in bani (cod 10.01.01+10.01.03 la 10.01.17+10.01.29 +10.01.30) | 1001 | | | 172,722,000 | 165,338,000 | 165,338,000 | 145,355,560 | 145,355,560 | | 144,265,475 |
| Salarii de baza | 100101 | | | 117,283,000 | 108,948,000 | 108,948,000 | 98,601,503 | 98,601,503 | | 97,479,562 |
| Sporuri pentru conditii de munca | 100105 | | | 28,936,000 | 28,827,000 | 28,827,000 | 24,703,088 | 24,703,088 | | 24,327,344 |
| Alte sporuri | 100106 | | | 9,923,000 | 9,917,000 | 9,917,000 | 8,699,560 | 8,699,560 | | 8,620,861 |
| Fond aferent platii cu ora | 100111 | | | 8,321,000 | 8,271,000 | 8,271,000 | 8,091,824 | 8,091,824 | | 8,488,360 |
| Indemnizatii platite unor persoane din afara unitatii | 100112 | | | 217,000 | 237,000 | 237,000 | 138,939 | 138,939 | | 137,858 |
| Drepturi de delegare | 100113 | | | 17,000 | 17,000 | 17,000 | 4,824 | 4,824 | | 4,824 |
| Alocatii pentru transportul la si de la locul de munca | 100115 | | | 700,000 | 700,000 | 700,000 | | | | |
| Indemnizatii de hrana | 100117 | | | 5,573,000 | 5,501,000 | 5,501,000 | 4,164,821 | 4,164,821 | | 4,374,995 |
| Alte drepturi salariale in bani | 100130 | | | 1,752,000 | 2,920,000 | 2,920,000 | 951,001 | 951,001 | | 831,671 |
| Cheltuieli salariale in natura (cod 10.02.01 la 10.02.06+10.02.30) | 1002 | | | 2,082,000 | 2,082,000 | 2,082,000 | 1,852,234 | 1,852,234 | | 1,850,684 |
| Vouchere de vacanta | 100206 | | | 2,082,000 | 2,082,000 | 2,082,000 | 1,852,234 | 1,852,234 | | 1,850,684 |
| Contributii (cod 10.03.01 la 10.03.08) | 1003 | | | 4,985,000 | 4,985,000 | 4,985,000 | 4,225,935 | 4,225,935 | | 4,248,992 |
| Contributii de asigurari sociale de stat | 100301 | | | 1,227,000 | 1,227,000 | 1,227,000 | 990,503 | 990,503 | | 993,228 |

| A | B | 1 | 2 | 3 | 4 | 5 | 6 | 7 | 8=6-7 | 9 |
|---|--------|---|---|------------|------------|------------|------------|------------|-----------|------------|
| Contributii de asigurari de somaj | 100302 | | | 1,000 | 1,000 | 1,000 | 1,000 | 1,000 | | 867 |
| Contributii de asigurari sociale de sanatate | 100303 | | | 9,000 | 9,000 | 9,000 | 9,000 | 9,000 | | 9,168 |
| Contributii de asigurari pentru accidente de munca si boli profesionale | 100304 | | | 1,000 | 1,000 | 1,000 | 1,000 | 1,000 | | 491 |
| Contributii pentru concedii si indemnizatii | 100306 | | | 2,000 | 2,000 | 2,000 | 2,000 | 2,000 | | 1,185 |
| Contributia asiguratorie pentru munca | 100307 | | | 3,745,000 | 3,745,000 | 3,745,000 | 3,222,432 | 3,222,432 | | 3,244,053 |
| TITLUL II BUNURI SI SERVICII (cod 20.01 la 20.06+20.09 la 20.16+20.18 la 20.25+20.27+20.30) | 20 | | | 85,062,000 | 93,053,508 | 93,053,508 | 64,759,695 | 60,664,844 | 4,094,851 | 63,599,540 |
| Bunuri si servicii (cod 20.01.01 la 20.01.09+20.01.30) | 2001 | | | 28,208,000 | 33,065,508 | 33,065,508 | 23,967,951 | 22,022,641 | 1,945,310 | 23,936,972 |
| Furnituri de birou | 200101 | | | 581,000 | 564,000 | 564,000 | 425,662 | 425,662 | | 431,625 |
| Materiale pentru curatenie | 200102 | | | 699,000 | 719,000 | 719,000 | 560,260 | 560,260 | | 571,076 |
| Incalzit, iluminat si forta motrica | 200103 | | | 7,978,000 | 8,318,000 | 8,318,000 | 4,921,629 | 4,921,629 | | 5,220,208 |
| Apa, canal si salubritate | 200104 | | | 1,820,000 | 1,828,000 | 1,828,000 | 1,429,709 | 1,429,709 | | 1,497,557 |
| Carburanti si lubrifianti | 200105 | | | 239,000 | 261,000 | 261,000 | 176,915 | 176,915 | | 182,335 |
| Piese de schimb | 200106 | | | 649,000 | 649,000 | 649,000 | 536,325 | 536,325 | | 787,716 |
| Transport | 200107 | | | 915,000 | 1,415,000 | 1,415,000 | 962,061 | 962,061 | | 1,020,858 |
| Posta, telecomunicatii, radio, tv, internet | 200108 | | | 499,000 | 522,000 | 522,000 | 297,171 | 297,171 | | 304,906 |
| Materiale si prestari de servicii cu caracter functional | 200109 | | | 6,875,000 | 8,936,000 | 8,936,000 | 8,354,425 | 7,242,545 | 1,111,880 | 6,838,049 |
| Alte bunuri si servicii pentru intretinere si functionare | 200130 | | | 7,953,000 | 9,853,508 | 9,853,508 | 6,303,794 | 5,470,364 | 833,430 | 7,082,642 |
| Reparatii curente | 2002 | | | 1,043,000 | 1,115,000 | 1,115,000 | 394,024 | 394,024 | | 517,862 |
| Hrana (cod 20.03.01+20.03.02) | 2003 | | | 6,119,000 | 6,199,000 | 6,199,000 | 5,601,072 | 5,487,075 | 113,997 | 5,622,728 |
| Hrana pentru oameni | 200301 | | | 6,119,000 | 6,199,000 | 6,199,000 | 5,601,072 | 5,487,075 | 113,997 | 5,622,728 |
| Medicamente si materiale sanitare (cod 20.04.01 la 20.04.04) | 2004 | | | 45,436,000 | 47,736,000 | 47,736,000 | 32,109,708 | 30,074,164 | 2,035,544 | 31,070,841 |
| Medicamente | 200401 | | | 30,720,000 | 30,790,000 | 30,790,000 | 21,314,812 | 19,812,669 | 1,502,143 | 20,561,954 |
| Materiale sanitare | 200402 | | | 5,392,000 | 7,372,000 | 7,372,000 | 4,419,437 | 3,998,129 | 421,308 | 4,257,013 |
| Reactivi | 200403 | | | 8,614,000 | 8,614,000 | 8,614,000 | 6,058,541 | 5,946,448 | 112,093 | 5,865,964 |
| Dezinfectanti | 200404 | | | 710,000 | 960,000 | 960,000 | 316,918 | 316,918 | | 385,910 |
| Bunuri de natura obiectelor de inventar (cod 20.05.01+20.05.03+20.05.30) | 2005 | | | 1,555,000 | 1,643,000 | 1,643,000 | 659,158 | 659,158 | | 564,855 |
| Uniforme si echipament | 200501 | | | 76,000 | 84,000 | 84,000 | 15,966 | 15,966 | | 15,036 |
| Alte obiecte de inventar | 200530 | | | 1,479,000 | 1,559,000 | 1,559,000 | 643,192 | 643,192 | | 549,819 |
| Deplasari, detasari, transferari (cod 20.06.01+20.06.02) | 2006 | | | 179,000 | 150,000 | 150,000 | 36,666 | 36,666 | | 36,665 |
| Deplasari interne, detasari, transferari | 200601 | | | 154,000 | 133,000 | 133,000 | 36,666 | 36,666 | | 36,665 |

| A | B | 1 | 2 | 3 | 4 | 5 | 6 | 7 | 8=6-7 | 9 |
|--|--------|---|---|------------|------------|------------|-----------|-----------|-------|-----------|
| Deplasari in strainatate | 200602 | | | 25,000 | 17,000 | 17,000 | | | | |
| Materiale de laborator | 2009 | | | 70,000 | 70,000 | 70,000 | 55,942 | 55,942 | | 50,809 |
| Carti, publicatii si materiale documentare | 2011 | | | 55,000 | 55,000 | 55,000 | 23,253 | 23,253 | | 13,311 |
| Consultanta si expertiza | 2012 | | | 97,000 | 97,000 | 97,000 | 92,525 | 92,525 | | 92,525 |
| Pregatire profesionala | 2013 | | | 155,000 | 215,000 | 215,000 | 135,584 | 135,584 | | 155,810 |
| Protectia muncii | 2014 | | | 19,000 | 19,000 | 19,000 | 3,360 | 3,360 | | 3,360 |
| Cheltuieli judiciare si extrajudiciare derivate din actiuni in reprezentarea intereselor statului, potrivit dispozitiilor legale | 2025 | | | 11,000 | 11,000 | 11,000 | | | | 600 |
| Alte cheltuieli (cod 20.30.01 la 20.30.04+20.30.06+20.30.07+20.30.09+20.30.30) | 2030 | | | 2,115,000 | 2,678,000 | 2,678,000 | 1,680,452 | 1,680,452 | | 1,533,202 |
| Prime de asigurare non-viata | 203003 | | | 76,000 | 76,000 | 76,000 | 67,479 | 67,479 | | 67,492 |
| Chirii | 203004 | | | 21,000 | 21,000 | 21,000 | | | | |
| Alte cheltuieli cu bunuri si servicii | 203030 | | | 2,018,000 | 2,581,000 | 2,581,000 | 1,612,973 | 1,612,973 | | 1,465,710 |
| TITLUL XI ALTE CHELTUIELI (cod 59.01+59.02+59.08+59.11+59.12+59.15+ 59.17+59.20+59.22+59.25+59.30+ 59.35+ 59.40+59.41) | 59 | | | 1,022,000 | 1,112,000 | 1,112,000 | 1,071,991 | 1,071,991 | | 1,101,497 |
| Sume aferente persoanelor cu handicap neincadrate | 5940 | | | 1,022,000 | 1,112,000 | 1,112,000 | 1,071,991 | 1,071,991 | | 1,101,497 |
| TITLUL XXI PLATI EFECTUATE IN ANII PRECEDENTI SI RECUPERATE IN ANUL CURENT(85.01) | 85F | | | | -34,508 | -65,491 | -65,491 | -65,491 | | |
| Plati efectuate in anii precedenti si recuperate in anul curent (cod 85.01.01) | 8501F | | | | -34,508 | -65,491 | -65,491 | -65,491 | | |
| Plati efectuate in anii precedenti si recuperate in anul curent in sectiunea de functionare a bugetului local | 850101 | | | | -34,508 | -65,491 | -65,491 | -65,491 | | |
| SECTIUNEA DE DEZVOLTARE (cod 51+55+56+58+60+61+70+81+85) | | | | 60,452,000 | 60,452,000 | 60,452,000 | 5,124,893 | 5,124,893 | | 4,856,853 |
| TITLUL X Proiecte cu finantare din fonduri externe nerambursabile aferente cadrului financiar 2014-2020 (cod 58.01 la 58.05+58.11+58.12+58.15+58.16+58.30) | 58 | | | 15,001,000 | 15,001,000 | 15,001,000 | | | | |
| Programe din Fondul European de Dezvoltare Regionala (FEDR) (cod 58.01.01 la 58.01.03) | 5801 | | | 15,001,000 | 15,001,000 | 15,001,000 | | | | |
| Finantarea nationala | 580101 | | | 2,191,000 | 2,191,000 | 2,191,000 | | | | |
| Finantarea externa nerambursabila | 580102 | | | 12,413,000 | 12,413,000 | 12,413,000 | | | | |
| Cheltuieli neeligibile | 580103 | | | 397,000 | 397,000 | 397,000 | | | | |
| CHELTUIELI DE CAPITAL ((cod 71+72+75) | 70 | | | 45,451,000 | 45,451,000 | 45,451,000 | 5,124,893 | 5,124,893 | | 4,856,853 |

| A | B | 1 | 2 | 3 | 4 | 5 | 6 | 7 | 8=6-7 | 9 |
|--|--------|---|---|-------------|-------------|-------------|-------------|-------------|-----------|-------------|
| TITLUL XV ACTIVE NEFINANCIARE (cod 71.01 + 71.03) | 71 | | | 45,451,000 | 45,451,000 | 45,451,000 | 5,124,893 | 5,124,893 | | 4,856,853 |
| Active fixe (cod 71.01.01 la 71.01.03+71.01.30) | 7101 | | | 45,451,000 | 45,451,000 | 45,451,000 | 5,124,893 | 5,124,893 | | 4,856,853 |
| Constructii | 710101 | | | | | | | | | 16,287 |
| Masini, echipamente si mijloace de transport | 710102 | | | 30,693,000 | 31,193,000 | 31,193,000 | 2,740,084 | 2,740,084 | | 1,915,002 |
| Mobilier, aparatura birotica si alte active corporale | 710103 | | | 395,000 | 395,000 | 395,000 | 264,182 | 264,182 | | 746,144 |
| Alte active fixe | 710130 | | | 14,363,000 | 13,863,000 | 13,863,000 | 2,120,627 | 2,120,627 | | 2,179,420 |
| | 84 | | | | -80,000 | -65,491 | -65,491 | -65,491 | | |
| A. CHELTUIELILE CURENTE (10+20+30+40+50+51+55+56+58+57+59+60+61) | 01 | | | 280,874,000 | 281,617,000 | 281,617,000 | 217,265,415 | 213,170,564 | 4,094,851 | 215,066,188 |
| TITLUL XIX PLATI EFECTUATE IN ANII PRECEDENTI SI RECUPERATE IN ANUL CURENT (85.01) | 85 | | | | -80,000 | -65,491 | -65,491 | -65,491 | | |
| Plati efectuate in anii precedenti si recuperate in anul curent (cod 85.01.02+85.01.05) | 8501 | | | | -80,000 | -65,491 | -65,491 | -65,491 | | |

*) Se inscriu denumirea si simbolul capitolelor din bugetul aprobat detaliate pe titluri , articole, alineate, pe structura clasificatiei economice (bugetele locale, bugetul creditelor externe, bugetul creditelor interne, bugetul fondurilor externe nerambursabile - sursa D, institutii finantate integral sau partial din venituri proprii/activitati finantate integral din veniturii proprii
NOTA: Sumele inscrise in col. 6 "Plati efectuate" cu semnul minus la Titlul 85, art. 85.01 "Plati efectuate din precedenti si recuperate in anul curent", se inscriu si pe col. 4"Angajamente bugetare" si col. 5 "Angajamente legale" la acelasi cod tot cu semnul minus , astfel incat in col. 7 "Angajamente legale de platit" sa nu fie raportate sume.

Ordonator principal de credite



Directia Economica

CONTUL DE EXECUTIE AL INSTITUTIILOR PUBLICE - CHELTUIELI

la data de 31.12.2023

Cod 21 Capitol 5410

Subcapitol

-lei-

| DENUMIREA INDICATORILOR*) | Cod indicator | Credite de angajament | | Credite bugetare | | Angajamente bugetare | Angajamente legale | Plati efectuate | Angajamente legale de platit | Cheltuieli efective |
|---|---------------|-----------------------|------------|------------------|------------|----------------------|--------------------|-----------------|------------------------------|---------------------|
| | | Initiale | Definitive | Initiale | Definitive | | | | | |
| A | B | 1 | 2 | 3 | 4 | 5 | 6 | 7 | 8=6-7 | 9 |
| TOTAL CHELTUIELI(SECTIUNEA DE FUNCTIONARE+SECTIUNEA DE DEZVOLTARE) | | | | 4,126,000 | 4,126,000 | 4,095,017 | 3,386,512 | 3,386,512 | | 3,583,725 |
| SECTIUNEA DE FUNCTIONARE (cod 01+79+85) | | | | 4,066,000 | 4,066,000 | 4,035,017 | 3,369,324 | 3,369,324 | | 3,457,228 |
| CHELTUIELI CURENTE (10+20+30+40+50+51SF+55SF+57+59) | 01 | | | 4,066,000 | 4,066,000 | 4,066,000 | 3,400,307 | 3,400,307 | | 3,457,228 |
| TITLUL I CHELTUIELI DE PERSONAL (cod 10.01 la10.03) | 10 | | | 3,666,000 | 3,666,000 | 3,666,000 | 3,157,940 | 3,157,940 | | 3,122,408 |
| Cheltuieli salariale in bani (cod 10.01.01+10.01.03 la 10.01.17+10.01.29 +10.01.30) | 1001 | | | 3,550,000 | 3,550,000 | 3,550,000 | 3,056,685 | 3,056,685 | | 3,021,084 |
| Salarii de baza | 100101 | | | 3,072,000 | 3,072,000 | 3,072,000 | 2,913,659 | 2,913,659 | | 2,909,204 |
| Sporuri pentru conditii de munca | 100105 | | | 382,000 | 382,000 | 382,000 | 59,416 | 59,416 | | 29,595 |
| Indemnizatii de hrana | 100117 | | | 96,000 | 96,000 | 96,000 | 83,610 | 83,610 | | 82,285 |
| Cheltuieli salariale in natura (cod 10.02.01 la 10.02.06+10.02.30) | 1002 | | | 34,000 | 34,000 | 34,000 | 33,350 | 33,350 | | 33,350 |
| Vouchere de vacanta | 100206 | | | 34,000 | 34,000 | 34,000 | 33,350 | 33,350 | | 33,350 |
| Contributii (cod 10.03.01 la 10.03.08) | 1003 | | | 82,000 | 82,000 | 82,000 | 67,905 | 67,905 | | 67,974 |
| Contributia asiguratorie pentru munca | 100307 | | | 82,000 | 82,000 | 82,000 | 67,905 | 67,905 | | 67,974 |
| TITLUL II BUNURI SI SERVICII (cod 20.01 la 20.06+20.09 la 20.16+20.18 la 20.25+20.27+20.30) | 20 | | | 400,000 | 400,000 | 400,000 | 242,367 | 242,367 | | 334,820 |
| Bunuri si servicii (cod 20.01.01 la 20.01.09+20.01.30) | 2001 | | | 284,000 | 284,000 | 284,000 | 190,170 | 190,170 | | 256,973 |
| Furnituri de birou | 200101 | | | 14,000 | 14,000 | 14,000 | 7,380 | 7,380 | | 18,530 |
| Materiale pentru curatenie | 200102 | | | 9,000 | 9,000 | 9,000 | 7,931 | 7,931 | | 10,229 |
| Incalzit, iluminat si forta motrica | 200103 | | | 30,000 | 30,000 | 30,000 | 6,510 | 6,510 | | 6,509 |

| A | B | 1 | 2 | 3 | 4 | 5 | 6 | 7 | 8=6-7 | 9 |
|---|--------|---|---|-----------|-----------|-----------|-----------|-----------|-------|-----------|
| Apa, canal si salubritate | 200104 | | | 4,000 | 4,000 | 4,000 | 3,025 | 3,025 | | 3,025 |
| Carburanti si lubrifianti | 200105 | | | | | | | | | 13,250 |
| Piese de schimb | 200106 | | | 4,000 | 4,000 | 4,000 | 3,898 | 3,898 | | 8,133 |
| Transport | 200107 | | | 7,000 | 7,000 | 7,000 | 1,975 | 1,975 | | 1,975 |
| Posta, telecomunicatii, radio, tv, internet | 200108 | | | 42,000 | 42,000 | 42,000 | 38,228 | 38,228 | | 38,228 |
| Materiale si prestari de servicii cu caracter functional | 200109 | | | 64,000 | 64,000 | 64,000 | 15,474 | 15,474 | | 33,525 |
| Alte bunuri si servicii pentru intretinere si functionare | 200130 | | | 110,000 | 110,000 | 110,000 | 105,749 | 105,749 | | 123,569 |
| Bunuri de natura obiectelor de inventar (cod 20.05.01+20.05.03+20.05.30) | 2005 | | | 26,000 | 26,000 | 26,000 | 11,163 | 11,163 | | 36,814 |
| Alte obiecte de inventar | 200530 | | | 26,000 | 26,000 | 26,000 | 11,163 | 11,163 | | 36,814 |
| Deplasari, detasari, transferari (cod 20.06.01+20.06.02) | 2006 | | | 60,000 | 33,000 | 33,000 | 6,600 | 6,600 | | 6,600 |
| Deplasari interne, detasari, transferari | 200601 | | | 55,000 | 33,000 | 33,000 | 6,600 | 6,600 | | 6,600 |
| Deplasari in strainatate | 200602 | | | 5,000 | | | | | | |
| Pregatire profesionala | 2013 | | | 23,000 | 50,000 | 50,000 | 27,666 | 27,666 | | 27,666 |
| Alte cheltuieli (cod 20.30.01 la 20.30.04+20.30.06+20.30.07+20.30.09+20.30.30) | 2030 | | | 7,000 | 7,000 | 7,000 | 6,768 | 6,768 | | 6,767 |
| Prime de asigurare non-viata | 203003 | | | 7,000 | 7,000 | 7,000 | 6,768 | 6,768 | | 6,767 |
| TITLUL XXI PLATI EFECTUATE IN ANII PRECEDENTI SI RECUPERATE IN ANUL CURENT(85.01) | 85F | | | | | -30,983 | -30,983 | -30,983 | | |
| Plati efectuate in anii precedenti si recuperate in anul curent (cod 85.01.01) | 8501F | | | | | -30,983 | -30,983 | -30,983 | | |
| Plati efectuate in anii precedenti si recuperate in anul curent în sectiunea de functionare a bugetului local | 850101 | | | | | -30,983 | -30,983 | -30,983 | | |
| SECTIUNEA DE DEZVOLTARE (cod 51+55+56+58+60+61+70+81+85) | | | | 60,000 | 60,000 | 60,000 | 17,188 | 17,188 | | 126,497 |
| CHELTUIELI DE CAPITAL ((cod 71+72+75) | 70 | | | 60,000 | 60,000 | 60,000 | 17,188 | 17,188 | | 126,497 |
| TITLUL XV ACTIVE NEFINANCIARE (cod 71.01 + 71.03) | 71 | | | 60,000 | 60,000 | 60,000 | 17,188 | 17,188 | | 126,497 |
| Active fixe (cod 71.01.01 la 71.01.03+71.01.30) | 7101 | | | 60,000 | 60,000 | 60,000 | 17,188 | 17,188 | | 126,497 |
| Masini, echipamente si mijloace de transport | 710102 | | | | | | | | | 23,426 |
| Mobilier, aparatura birotica si alte active corporale | 710103 | | | 40,000 | 40,000 | 40,000 | 15,700 | 15,700 | | 55,621 |
| Alte active fixe | 710130 | | | 20,000 | 20,000 | 20,000 | 1,488 | 1,488 | | 47,450 |
| | 84 | | | | | -30,983 | -30,983 | -30,983 | | |
| A. CHELTUIELILE CURENTE (10+20+30+40+50+51+55+56+58+57+59+60+61) | 01 | | | 4,066,000 | 4,066,000 | 4,066,000 | 3,400,307 | 3,400,307 | | 3,457,228 |

| A | B | 1 | 2 | 3 | 4 | 5 | 6 | 7 | 8=6-7 | 9 |
|---|------|---|---|---|---|---------|---------|---------|-------|---|
| TITLUL XIX PLATI EFECTUATE IN ANII PRECEDENTI SI RECUPERATE IN ANUL CURENT (85.01) | 85 | | | | | -30,983 | -30,983 | -30,983 | | |
| Plati efectuate in anii precedenti si recuperate in anul curent (cod 85.01.02+85.01.05) | 8501 | | | | | -30,983 | -30,983 | -30,983 | | |

*) Se inscriu denumirea si simbolul capitolului din bugetul aprobat detaliate pe titluri , articole, alineate, pe structura clasificatiei economice (bugetele locale, bugetul creditelor externe, bugetul creditelor interne, bugetul fondurilor externe nerambursabile - sursa D, institutii finantate integral sau partial din venituri proprii/activitati finantate integral din veniturii proprii
 NOTA: Sumele inscrise in col. 6 "Plati efectuate" cu semnul minus la Titlul 85, art. 85.01 "Plati efectuate din precedenti si recuperate in anul curent", se inscriu si pe col. 4 "Angajamente bugetare" si col. 5 "Angajamente legale" la acelasi cod tot cu semnul minus , astfel incat in col. 7 "Angajamente legale de platit" sa nu fie raportate sume.

Ordonator principal de credite



Directia Economica

CONTUL DE EXECUTIE AL INSTITUTIILOR PUBLICE - CHELTUIELI

la data de 31.12.2023

Cod 21 Capitol 6610

Subcapitol

-lei-

| DENUMIREA INDICATORILOR*) | Cod indicator | Credite de angajament | | Credite bugetare | | Angajamente bugetare | Angajamente legale | Plati efectuate | Angajamente legale de platit | Cheltuieli efective |
|--|---------------|-----------------------|------------|------------------|-------------|----------------------|--------------------|-----------------|------------------------------|---------------------|
| | | Initiale | Definitive | Initiale | Definitive | | | | | |
| A | B | 1 | 2 | 3 | 4 | 5 | 6 | 7 | 8=6-7 | 9 |
| TOTAL CHELTUIELI(SECTIUNEA DE FUNCTIONARE+SECTIUNEA DE DEZVOLTARE) | | | | 305,537,000 | 305,937,000 | 305,937,000 | 205,032,200 | 200,948,926 | 4,083,274 | 202,142,745 |
| SECTIUNEA DE FUNCTIONARE (cod 01+79+85) | | | | 245,821,000 | 246,221,000 | 246,221,000 | 199,982,149 | 195,898,875 | 4,083,274 | 197,470,892 |
| CHELTUIELI CURENTE (10+20+30+40+50+51SF+55SF+57+59) | 01 | | | 245,821,000 | 246,221,000 | 246,221,000 | 199,982,149 | 195,898,875 | 4,083,274 | 197,470,892 |
| TITLUL I CHELTUIELI DE PERSONAL (cod 10.01 la10.03) | 10 | | | 163,597,000 | 156,297,000 | 156,297,000 | 137,309,915 | 137,309,915 | | 136,154,355 |
| Cheltuieli salariale in bani (cod 10.01.01+10.01.03 la 10.01.17+10.01.29 +10.01.30) | 1001 | | | 157,130,000 | 149,830,000 | 149,830,000 | 131,765,436 | 131,765,436 | | 130,591,733 |
| Salarii de baza | 100101 | | | 103,154,000 | 94,884,000 | 94,884,000 | 85,882,815 | 85,882,815 | | 84,648,865 |
| Sporuri pentru conditii de munca | 100105 | | | 28,461,000 | 28,361,000 | 28,361,000 | 24,560,340 | 24,560,340 | | 24,213,178 |
| Alte sporuri | 100106 | | | 9,897,000 | 9,897,000 | 9,897,000 | 8,691,650 | 8,691,650 | | 8,612,383 |
| Fond aferent platii cu ora | 100111 | | | 8,321,000 | 8,271,000 | 8,271,000 | 8,091,824 | 8,091,824 | | 8,488,360 |
| Indemnizatii platite unor persoane din afara unitatii | 100112 | | | 19,000 | 39,000 | 39,000 | 15,166 | 15,166 | | 16,448 |
| Alocatii pentru transportul la si de la locul de munca | 100115 | | | 700,000 | 700,000 | 700,000 | | | | |
| Indemnizatii de hrana | 100117 | | | 4,830,000 | 4,760,000 | 4,760,000 | 3,572,640 | 3,572,640 | | 3,780,828 |
| Alte drepturi salariale in bani | 100130 | | | 1,748,000 | 2,918,000 | 2,918,000 | 951,001 | 951,001 | | 831,671 |
| Cheltuieli salariale in natura (cod 10.02.01 la 10.02.06+10.02.30) | 1002 | | | 1,820,000 | 1,820,000 | 1,820,000 | 1,619,750 | 1,619,750 | | 1,618,200 |
| Vouchere de vacanta | 100206 | | | 1,820,000 | 1,820,000 | 1,820,000 | 1,619,750 | 1,619,750 | | 1,618,200 |
| Contributii (cod 10.03.01 la 10.03.08) | 1003 | | | 4,647,000 | 4,647,000 | 4,647,000 | 3,924,729 | 3,924,729 | | 3,944,422 |
| Contributii de asigurari sociale de stat | 100301 | | | 1,227,000 | 1,227,000 | 1,227,000 | 990,503 | 990,503 | | 993,228 |
| Contributii de asigurari de somaj | 100302 | | | 1,000 | 1,000 | 1,000 | 1,000 | 1,000 | | 867 |

| A | B | 1 | 2 | 3 | 4 | 5 | 6 | 7 | 8=6-7 | 9 |
|---|--------|---|---|------------|------------|------------|------------|------------|-----------|------------|
| Contributii de asigurari sociale de sanatate | 100303 | | | 9,000 | 9,000 | 9,000 | 9,000 | 9,000 | | 9,185 |
| Contributii de asigurari pentru accidente de munca si boli profesionale | 100304 | | | 1,000 | 1,000 | 1,000 | 1,000 | 1,000 | | 491 |
| Contributii pentru concedii si indemnizatii | 100306 | | | 2,000 | 2,000 | 2,000 | 2,000 | 2,000 | | 1,185 |
| Contributia asiguratorie pentru munca | 100307 | | | 3,407,000 | 3,407,000 | 3,407,000 | 2,921,226 | 2,921,226 | | 2,939,483 |
| TITLUL II BUNURI SI SERVICII (cod 20.01 la 20.06+20.09 la 20.16+20.18 la 20.25+20.27+20.30) | 20 | | | 81,202,000 | 88,902,000 | 88,902,000 | 61,667,467 | 57,584,193 | 4,083,274 | 60,288,116 |
| Bunuri si servicii (cod 20.01.01 la 20.01.09+20.01.30) | 2001 | | | 26,668,000 | 31,372,000 | 31,372,000 | 22,678,633 | 20,744,900 | 1,933,733 | 22,561,132 |
| Furnituri de birou | 200101 | | | 535,000 | 515,000 | 515,000 | 399,424 | 399,424 | | 390,771 |
| Materiale pentru curatenie | 200102 | | | 655,000 | 655,000 | 655,000 | 512,386 | 512,386 | | 509,037 |
| Incalzit, iluminat si forta motrica | 200103 | | | 7,756,000 | 8,046,000 | 8,046,000 | 4,747,321 | 4,747,321 | | 5,062,211 |
| Apa, canal si salubritate | 200104 | | | 1,780,000 | 1,780,000 | 1,780,000 | 1,398,231 | 1,398,231 | | 1,464,476 |
| Carburanti si lubrifianti | 200105 | | | 185,000 | 185,000 | 185,000 | 110,515 | 110,515 | | 105,022 |
| Piese de schimb | 200106 | | | 628,000 | 628,000 | 628,000 | 522,272 | 522,272 | | 773,164 |
| Transport | 200107 | | | 905,000 | 1,405,000 | 1,405,000 | 960,086 | 960,086 | | 1,018,883 |
| Posta, telecomunicatii, radio, tv, internet | 200108 | | | 404,000 | 424,000 | 424,000 | 213,651 | 213,651 | | 221,558 |
| Materiale si prestari de servicii cu caracter functional | 200109 | | | 6,415,000 | 8,415,000 | 8,415,000 | 7,972,790 | 6,872,487 | 1,100,303 | 6,448,106 |
| Alte bunuri si servicii pentru intretinere si functionare | 200130 | | | 7,405,000 | 9,319,000 | 9,319,000 | 5,841,957 | 5,008,527 | 833,430 | 6,567,904 |
| Reparatii curente | 2002 | | | 895,000 | 895,000 | 895,000 | 212,750 | 212,750 | | 341,643 |
| Hrana (cod 20.03.01+20.03.02) | 2003 | | | 6,119,000 | 6,199,000 | 6,199,000 | 5,601,072 | 5,487,075 | 113,997 | 5,622,728 |
| Hrana pentru oameni | 200301 | | | 6,119,000 | 6,199,000 | 6,199,000 | 5,601,072 | 5,487,075 | 113,997 | 5,622,728 |
| Medicamente si materiale sanitare (cod 20.04.01 la 20.04.04) | 2004 | | | 45,431,000 | 47,731,000 | 47,731,000 | 32,107,364 | 30,071,820 | 2,035,544 | 31,069,286 |
| Medicamente | 200401 | | | 30,720,000 | 30,790,000 | 30,790,000 | 21,314,812 | 19,812,669 | 1,502,143 | 20,561,954 |
| Materiale sanitare | 200402 | | | 5,392,000 | 7,372,000 | 7,372,000 | 4,419,437 | 3,998,129 | 421,308 | 4,257,013 |
| Reactivi | 200403 | | | 8,614,000 | 8,614,000 | 8,614,000 | 6,058,541 | 5,946,448 | 112,093 | 5,865,964 |
| Dezinfectanti | 200404 | | | 705,000 | 955,000 | 955,000 | 314,574 | 314,574 | | 384,355 |
| Bunuri de natura obiectelor de inventar (cod 20.05.01+20.05.03+20.05.30) | 2005 | | | 1,453,000 | 1,533,000 | 1,533,000 | 613,734 | 613,734 | | 419,324 |
| Uniforme si echipament | 200501 | | | 68,000 | 68,000 | 68,000 | | | | |
| Alte obiecte de inventar | 200530 | | | 1,385,000 | 1,465,000 | 1,465,000 | 613,734 | 613,734 | | 419,324 |
| Deplasari, detasari, transferari (cod 20.06.01+20.06.02) | 2006 | | | 54,000 | 57,000 | 57,000 | 5,288 | 5,288 | | 5,288 |
| Deplasari interne, detasari, transferari | 200601 | | | 54,000 | 57,000 | 57,000 | 5,288 | 5,288 | | 5,288 |
| Materiale de laborator | 2009 | | | 70,000 | 70,000 | 70,000 | 55,942 | 55,942 | | 50,809 |

| A | B | 1 | 2 | 3 | 4 | 5 | 6 | 7 | 8=6-7 | 9 |
|--|--------|---|---|-------------|-------------|-------------|-------------|-------------|-----------|-------------|
| Consultanta si expertiza | 2012 | | | 24,000 | 24,000 | 24,000 | 24,000 | 24,000 | | 24,000 |
| Pregatire profesionala | 2013 | | | 116,000 | 149,000 | 149,000 | 100,883 | 100,883 | | 121,109 |
| Protectia muncii | 2014 | | | 11,000 | 11,000 | 11,000 | | | | |
| Cheltuieli judiciare si extrajudiciare derivate din actiuni in reprezentarea intereselor statului, potrivit dispozitiilor legale | 2025 | | | 11,000 | 11,000 | 11,000 | | | | 600 |
| Alte cheltuieli (cod 20.30.01 la 20.30.04+20.30.06+20.30.07+20.30.09+20.30.30) | 2030 | | | 350,000 | 850,000 | 850,000 | 267,801 | 267,801 | | 72,197 |
| Prime de asigurare non-viata | 203003 | | | 53,000 | 53,000 | 53,000 | 44,711 | 44,711 | | 44,725 |
| Chirii | 203004 | | | 21,000 | 21,000 | 21,000 | | | | |
| Alte cheltuieli cu bunuri si servicii | 203030 | | | 276,000 | 776,000 | 776,000 | 223,090 | 223,090 | | 27,472 |
| TITLUL XI ALTE CHELTUIELI (cod 59.01+59.02+59.08+59.11+59.12+59.15+ 59.17+59.20+59.22+59.25+59.30+ 59.35+ 59.40+59.41) | 59 | | | 1,022,000 | 1,022,000 | 1,022,000 | 1,004,767 | 1,004,767 | | 1,028,421 |
| Sume aferente persoanelor cu handicap neincadrate | 5940 | | | 1,022,000 | 1,022,000 | 1,022,000 | 1,004,767 | 1,004,767 | | 1,028,421 |
| SECTIUNEA DE DEZVOLTARE (cod 51+55+56+58+60+61+70+81+85) | | | | 59,716,000 | 59,716,000 | 59,716,000 | 5,050,051 | 5,050,051 | | 4,671,853 |
| TITLUL X Proiecte cu finantare din fonduri externe nerambursabile aferente cadrului financiar 2014-2020 (cod 58.01 la 58.05+58.11+58.12+58.15+58.16+58.30) | 58 | | | 15,001,000 | 15,001,000 | 15,001,000 | | | | |
| Programe din Fondul European de Dezvoltare Regionala (FEDR) (cod 58.01.01 la 58.01.03) | 5801 | | | 15,001,000 | 15,001,000 | 15,001,000 | | | | |
| Finantarea nationala | 580101 | | | 2,191,000 | 2,191,000 | 2,191,000 | | | | |
| Finantarea externa nerambursabila | 580102 | | | 12,413,000 | 12,413,000 | 12,413,000 | | | | |
| Cheltuieli neeligibile | 580103 | | | 397,000 | 397,000 | 397,000 | | | | |
| CHELTUIELI DE CAPITAL ((cod 71+72+75) | 70 | | | 44,715,000 | 44,715,000 | 44,715,000 | 5,050,051 | 5,050,051 | | 4,671,853 |
| TITLUL XV ACTIVE NEFINANCIARE (cod 71.01 + 71.03) | 71 | | | 44,715,000 | 44,715,000 | 44,715,000 | 5,050,051 | 5,050,051 | | 4,671,853 |
| Active fixe (cod 71.01.01 la 71.01.03+71.01.30) | 7101 | | | 44,715,000 | 44,715,000 | 44,715,000 | 5,050,051 | 5,050,051 | | 4,671,853 |
| Constructii | 710101 | | | | | | | | | 16,287 |
| Masini, echipamente si mijloace de transport | 710102 | | | 30,603,000 | 30,603,000 | 30,603,000 | 2,740,084 | 2,740,084 | | 1,891,576 |
| Mobilier, aparatura birotica si alte active corporale | 710103 | | | 295,000 | 295,000 | 295,000 | 200,862 | 200,862 | | 647,936 |
| Alte active fixe | 710130 | | | 13,817,000 | 13,817,000 | 13,817,000 | 2,109,105 | 2,109,105 | | 2,116,054 |
| A. CHELTUIELILE CURENTE (10+20+30+40+50+51+55+56+58+57+59+60+61) | 1 | | | 260,822,000 | 261,222,000 | 261,222,000 | 199,982,149 | 195,898,875 | 4,083,274 | 197,470,892 |

Ordinul principal de credit

Director Economic
Eutim

CONTUL DE EXECUTIE AL INSTITUTIILOR PUBLICE - CHELTUIELI

la data de 31.12.2023

Cod 21 Capitol 661006001

Subcapitol

-lei-

| DENUMIREA INDICATORILOR*) | Cod indicator | Credite de angajament | | Credite bugetare | | Angajamente bugetare | Angajamente legale | Plati efectuate | Angajamente legale de platit | Cheltuieli efective |
|--|---------------|-----------------------|------------|------------------|-------------|----------------------|--------------------|-----------------|------------------------------|---------------------|
| | | Initiale | Definitive | Initiale | Definitive | | | | | |
| A | B | 1 | 2 | 3 | 4 | 5 | 6 | 7 | 8=6-7 | 9 |
| TOTAL CHELTUIELI(SECTIUNEA DE FUNCTIONARE+SECTIUNEA DE DEZVOLTARE) | | | | 262,418,000 | 262,418,000 | 262,418,000 | 167,953,356 | 163,870,082 | 4,083,274 | 164,745,564 |
| SECTIUNEA DE FUNCTIONARE (cod 01+79+85) | | | | 204,280,000 | 204,280,000 | 204,280,000 | 163,787,953 | 159,704,679 | 4,083,274 | 161,176,952 |
| CHELTUIELI CURENTE (10+20+30+40+50+51SF+55SF+57+59) | 01 | | | 204,280,000 | 204,280,000 | 204,280,000 | 163,787,953 | 159,704,679 | 4,083,274 | 161,176,952 |
| TITLUL I CHELTUIELI DE PERSONAL (cod 10.01 la10.03) | 10 | | | 132,416,000 | 125,116,000 | 125,116,000 | 108,222,726 | 108,222,726 | | 107,132,973 |
| Cheltuieli salariale in bani (cod 10.01.01+10.01.03 la 10.01.17+10.01.29 +10.01.30) | 1001 | | | 127,579,000 | 120,279,000 | 120,279,000 | 104,180,554 | 104,180,554 | | 103,075,784 |
| Salarii de baza | 100101 | | | 85,920,000 | 77,600,000 | 77,600,000 | 68,665,284 | 68,665,284 | | 67,366,841 |
| Sporuri pentru conditii de munca | 100105 | | | 19,685,000 | 19,685,000 | 19,685,000 | 17,419,350 | 17,419,350 | | 17,035,207 |
| Alte sporuri | 100106 | | | 9,277,000 | 9,277,000 | 9,277,000 | 8,078,636 | 8,078,636 | | 7,991,829 |
| Fond aferent platii cu ora | 100111 | | | 6,833,000 | 6,833,000 | 6,833,000 | 6,824,738 | 6,824,738 | | 7,207,845 |
| Indemnizatii platite unor persoane din afara unitatii | 100112 | | | 5,000 | 25,000 | 25,000 | 6,032 | 6,032 | | 6,768 |
| Alocatii pentru transportul la si de la locul de munca | 100115 | | | 700,000 | 700,000 | 700,000 | | | | |
| Indemnizatii de hrana | 100117 | | | 3,831,000 | 3,831,000 | 3,831,000 | 2,763,638 | 2,763,638 | | 2,975,130 |
| Alte drepturi salariale in bani | 100130 | | | 1,328,000 | 2,328,000 | 2,328,000 | 422,876 | 422,876 | | 492,164 |
| Cheltuieli salariale in natura (cod 10.02.01 la 10.02.06+10.02.30) | 1002 | | | 1,450,000 | 1,450,000 | 1,450,000 | 1,273,200 | 1,273,200 | | 1,271,650 |
| Vouchere de vacanta | 100206 | | | 1,450,000 | 1,450,000 | 1,450,000 | 1,273,200 | 1,273,200 | | 1,271,650 |
| Contributii (cod 10.03.01 la 10.03.08) | 1003 | | | 3,387,000 | 3,387,000 | 3,387,000 | 2,768,972 | 2,768,972 | | 2,785,539 |
| Contributii de asigurari sociale de stat | 100301 | | | 636,000 | 636,000 | 636,000 | 458,274 | 458,274 | | 459,963 |
| Contributia asiguratorie pentru munca | 100307 | | | 2,751,000 | 2,751,000 | 2,751,000 | 2,310,698 | 2,310,698 | | 2,325,576 |

| A | B | 1 | 2 | 3 | 4 | 5 | 6 | 7 | 8=6-7 | 9 |
|--|--------|---|---|------------|------------|------------|------------|------------|-----------|------------|
| TITLUL II BUNURI SI SERVICII (cod 20.01 la 20.06+20.09 la 20.16+20.18 la 20.25+20.27+20.30) | 20 | | | 71,122,000 | 78,422,000 | 78,422,000 | 54,823,244 | 50,739,970 | 4,083,274 | 53,278,333 |
| Bunuri si servicii (cod 20.01.01 la 20.01.09+20.01.30) | 2001 | | | 20,743,000 | 25,243,000 | 25,243,000 | 18,676,870 | 16,743,137 | 1,933,733 | 18,592,702 |
| Furnituri de birou | 200101 | | | 300,000 | 300,000 | 300,000 | 270,069 | 270,069 | | 269,403 |
| Materiale pentru curatenie | 200102 | | | 400,000 | 400,000 | 400,000 | 309,141 | 309,141 | | 301,211 |
| Incalzit, iluminat si forta motrica | 200103 | | | 5,680,000 | 5,680,000 | 5,680,000 | 3,045,389 | 3,045,389 | | 3,373,411 |
| Apa, canal si salubritate | 200104 | | | 1,500,000 | 1,500,000 | 1,500,000 | 1,137,697 | 1,137,697 | | 1,179,027 |
| Carburanti si lubrifianti | 200105 | | | 130,000 | 130,000 | 130,000 | 76,734 | 76,734 | | 71,888 |
| Piese de schimb | 200106 | | | 583,000 | 583,000 | 583,000 | 516,084 | 516,084 | | 766,976 |
| Transport | 200107 | | | 900,000 | 1,400,000 | 1,400,000 | 960,086 | 960,086 | | 1,018,883 |
| Posta, telecomunicatii, radio, tv, internet | 200108 | | | 250,000 | 250,000 | 250,000 | 99,415 | 99,415 | | 108,826 |
| Materiale si prestari de servicii cu caracter functional | 200109 | | | 6,000,000 | 8,000,000 | 8,000,000 | 7,881,762 | 6,781,459 | 1,100,303 | 6,370,911 |
| Alte bunuri si servicii pentru intretinere si functionare | 200130 | | | 5,000,000 | 7,000,000 | 7,000,000 | 4,380,493 | 3,547,063 | 833,430 | 5,132,166 |
| Reparatii curente | 2002 | | | 300,000 | 300,000 | 300,000 | 87,330 | 87,330 | | 79,585 |
| Hrana (cod 20.03.01+20.03.02) | 2003 | | | 5,000,000 | 5,000,000 | 5,000,000 | 4,473,341 | 4,359,344 | 113,997 | 4,457,460 |
| Hrana pentru oameni | 200301 | | | 5,000,000 | 5,000,000 | 5,000,000 | 4,473,341 | 4,359,344 | 113,997 | 4,457,460 |
| Medicamente si materiale sanitare (cod 20.04.01 la 20.04.04) | 2004 | | | 43,644,000 | 45,894,000 | 45,894,000 | 30,873,486 | 28,837,942 | 2,035,544 | 29,873,416 |
| Medicamente | 200401 | | | 30,000,000 | 30,000,000 | 30,000,000 | 20,641,931 | 19,139,788 | 1,502,143 | 19,906,393 |
| Materiale sanitare | 200402 | | | 5,000,000 | 7,000,000 | 7,000,000 | 4,245,680 | 3,824,372 | 421,308 | 4,064,720 |
| Reactivi | 200403 | | | 8,244,000 | 8,244,000 | 8,244,000 | 5,752,273 | 5,640,180 | 112,093 | 5,599,025 |
| Dezinfectanti | 200404 | | | 400,000 | 650,000 | 650,000 | 233,602 | 233,602 | | 303,278 |
| Bunuri de natura obiectelor de inventar (cod 20.05.01+20.05.03+20.05.30) | 2005 | | | 1,053,000 | 1,053,000 | 1,053,000 | 435,815 | 435,815 | | 166,022 |
| Uniforme si echipament | 200501 | | | 53,000 | 53,000 | 53,000 | | | | |
| Alte obiecte de inventar | 200530 | | | 1,000,000 | 1,000,000 | 1,000,000 | 435,815 | 435,815 | | 166,022 |
| Deplasari, detasari, transferari (cod 20.06.01+20.06.02) | 2006 | | | 53,000 | 53,000 | 53,000 | 4,202 | 4,202 | | 4,202 |
| Deplasari interne, detasari, transferari | 200601 | | | 53,000 | 53,000 | 53,000 | 4,202 | 4,202 | | 4,202 |
| Pregatire profesionala | 2013 | | | 21,000 | 71,000 | 71,000 | 38,646 | 38,646 | | 48,584 |
| Protectia muncii | 2014 | | | 11,000 | 11,000 | 11,000 | | | | |
| Cheltuieli judiciare si extrajudiciare derivate din actiuni in reprezentarea intereselor statului, potrivit dispozitiilor legale | 2025 | | | 11,000 | 11,000 | 11,000 | | | | 600 |
| Alte cheltuieli (cod 20.30.01 la 20.30.04+20.30.06+20.30.07+20.30.09+20.30.30) | 2030 | | | 286,000 | 786,000 | 786,000 | 233,554 | 233,554 | | 55,762 |

| A | B | 1 | 2 | 3 | 4 | 5 | 6 | 7 | 8=6-7 | 9 |
|--|--------|---|---|-------------|-------------|-------------|-------------|-------------|-----------|-------------|
| Prime de asigurare non-viata | 203003 | | | 53,000 | 53,000 | 53,000 | 44,711 | 44,711 | | 44,725 |
| Chirii | 203004 | | | 21,000 | 21,000 | 21,000 | | | | |
| Alte cheltuieli cu bunuri si servicii | 203030 | | | 212,000 | 712,000 | 712,000 | 188,843 | 188,843 | | 11,037 |
| TITLUL XI ALTE CHELTUIELI (cod 59.01+59.02+59.08+59.11+59.12+59.15+ 59.17+59.20+59.22+59.25+59.30+ 59.35+ 59.40+59.41) | 59 | | | 742,000 | 742,000 | 742,000 | 741,983 | 741,983 | | 765,646 |
| Sume aferente persoanelor cu handicap neincadrate | 5940 | | | 742,000 | 742,000 | 742,000 | 741,983 | 741,983 | | 765,646 |
| SECTIUNEA DE DEZVOLTARE (cod 51+55+56+58+60+61+70+81+85) | | | | 58,138,000 | 58,138,000 | 58,138,000 | 4,165,403 | 4,165,403 | | 3,568,612 |
| TITLUL X Proiecte cu finantare din fonduri externe nerambursabile aferente cadrului financiar 2014-2020 (cod 58.01 la 58.05+58.11+58.12+58.15+58.16+58.30) | 58 | | | 15,001,000 | 15,001,000 | 15,001,000 | | | | |
| Programe din Fondul European de Dezvoltare Regionala (FEDR) (cod 58.01.01 la 58.01.03) | 5801 | | | 15,001,000 | 15,001,000 | 15,001,000 | | | | |
| Finantarea nationala | 580101 | | | 2,191,000 | 2,191,000 | 2,191,000 | | | | |
| Finantarea externa nerambursabila | 580102 | | | 12,413,000 | 12,413,000 | 12,413,000 | | | | |
| Cheltuieli neeligibile | 580103 | | | 397,000 | 397,000 | 397,000 | | | | |
| CHELTUIELI DE CAPITAL ((cod 71+72+75) | 70 | | | 43,137,000 | 43,137,000 | 43,137,000 | 4,165,403 | 4,165,403 | | 3,568,612 |
| TITLUL XV ACTIVE NEFINANCIARE (cod 71.01 + 71.03) | 71 | | | 43,137,000 | 43,137,000 | 43,137,000 | 4,165,403 | 4,165,403 | | 3,568,612 |
| Active fixe (cod 71.01.01 la 71.01.03+71.01.30) | 7101 | | | 43,137,000 | 43,137,000 | 43,137,000 | 4,165,403 | 4,165,403 | | 3,568,612 |
| Constructii | 710101 | | | | | | | | | 13,985 |
| Masini, echipamente si mijloace de transport | 710102 | | | 30,363,000 | 30,363,000 | 30,363,000 | 2,520,801 | 2,520,801 | | 1,518,189 |
| Mobilier, aparatura birotica si alte active corporale | 710103 | | | | | | | | | 21,639 |
| Alte active fixe | 710130 | | | 12,774,000 | 12,774,000 | 12,774,000 | 1,644,602 | 1,644,602 | | 2,014,799 |
| A. CHELTUIELILE CURENTE (10+20+30+40+50+51+55+56+58+57+59+60+61) | 01 | | | 219,281,000 | 219,281,000 | 219,281,000 | 163,787,953 | 159,704,679 | 4,083,274 | 161,176,952 |

Ordinarea

de credit

Director Economic
P. Burtini

CONTUL DE EXECUTIE AL INSTITUTIILOR PUBLICE - CHELTUIELI

la data de 31.12.2023

Cod 21 Capitol 661006003

Subcapitol

-lei-

| DENUMIREA INDICATORILOR*) | Cod indicator | Credite de angajament | | Credite bugetare | | Angajamente bugetare | Angajamente legale | Plati efectuate | Angajamente legale de platit | Cheltuieli efective |
|---|---------------|-----------------------|------------|------------------|------------|----------------------|--------------------|-----------------|------------------------------|---------------------|
| | | Initiale | Definitive | Initiale | Definitive | | | | | |
| A | B | 1 | 2 | 3 | 4 | 5 | 6 | 7 | 8=6-7 | 9 |
| TOTAL CHELTUIELI(SECTIUNEA DE FUNCTIONARE+SECTIUNEA DE DEZVOLTARE) | | | | 19,940,000 | 20,340,000 | 20,340,000 | 16,897,455 | 16,897,455 | | 16,727,435 |
| SECTIUNEA DE FUNCTIONARE (cod 01+79+85) | | | | 19,190,000 | 19,590,000 | 19,590,000 | 16,570,351 | 16,570,351 | | 16,561,163 |
| CHELTUIELI CURENTE (10+20+30+40+50+51SF+55SF+57+59) | 01 | | | 19,190,000 | 19,590,000 | 19,590,000 | 16,570,351 | 16,570,351 | | 16,561,163 |
| TITLUL I CHELTUIELI DE PERSONAL (cod 10.01 la 10.03) | 10 | | | 13,598,000 | 13,598,000 | 13,598,000 | 13,149,484 | 13,149,484 | | 13,247,275 |
| Cheltuieli salariale in bani (cod 10.01.01+10.01.03 la 10.01.17+10.01.29 +10.01.30) | 1001 | | | 13,127,000 | 13,127,000 | 13,127,000 | 12,698,548 | 12,698,548 | | 12,793,907 |
| Salarii de baza | 100101 | | | 7,800,000 | 7,850,000 | 7,850,000 | 7,817,406 | 7,817,406 | | 7,917,730 |
| Sporuri pentru conditii de munca | 100105 | | | 3,420,000 | 3,420,000 | 3,420,000 | 3,317,938 | 3,317,938 | | 3,327,235 |
| Fond aferent platii cu ora | 100111 | | | 1,250,000 | 1,200,000 | 1,200,000 | 1,052,028 | 1,052,028 | | 1,062,338 |
| Indemnizatii de hrana | 100117 | | | 487,000 | 487,000 | 487,000 | 403,051 | 403,051 | | 401,207 |
| Alte drepturi salariale in bani | 100130 | | | 170,000 | 170,000 | 170,000 | 108,125 | 108,125 | | 85,397 |
| Cheltuieli salariale in natura (cod 10.02.01 la 10.02.06+10.02.30) | 1002 | | | 175,000 | 175,000 | 175,000 | 166,750 | 166,750 | | 166,750 |
| Vouchere de vacanta | 100206 | | | 175,000 | 175,000 | 175,000 | 166,750 | 166,750 | | 166,750 |
| Contributii (cod 10.03.01 la 10.03.08) | 1003 | | | 296,000 | 296,000 | 296,000 | 284,186 | 284,186 | | 286,618 |
| Contributia asiguratorie pentru munca | 100307 | | | 296,000 | 296,000 | 296,000 | 284,186 | 284,186 | | 286,618 |
| TITLUL II BUNURI SI SERVICII (cod 20.01 la 20.06+20.09 la 20.16+20.18 la 20.25+20.27+20.30) | 20 | | | 5,492,000 | 5,892,000 | 5,892,000 | 3,330,487 | 3,330,487 | | 3,224,578 |
| Bunuri si servicii (cod 20.01.01 la 20.01.09+20.01.30) | 2001 | | | 3,814,000 | 3,984,000 | 3,984,000 | 2,213,522 | 2,213,522 | | 2,149,297 |
| Furnituri de birou | 200101 | | | 175,000 | 175,000 | 175,000 | 103,953 | 103,953 | | 88,772 |

| A | B | 1 | 2 | 3 | 4 | 5 | 6 | 7 | 8=6-7 | 9 |
|--|--------|---|---|-----------|-----------|-----------|---------|---------|-------|---------|
| Materiale pentru curatenie | 200102 | | | 195,000 | 195,000 | 195,000 | 159,466 | 159,466 | | 162,713 |
| Incalzit, iluminat si forta motrica | 200103 | | | 1,100,000 | 1,370,000 | 1,370,000 | 803,874 | 803,874 | | 759,189 |
| Apa, canal si salubritate | 200104 | | | 220,000 | 220,000 | 220,000 | 203,627 | 203,627 | | 227,558 |
| Carburanti si lubrifianti | 200105 | | | 20,000 | 20,000 | 20,000 | 7,500 | 7,500 | | 7,500 |
| Piese de schimb | 200106 | | | 20,000 | 20,000 | 20,000 | | | | |
| Transport | 200107 | | | 5,000 | 5,000 | 5,000 | | | | |
| Posta, telecomunicatii, radio, tv, internet | 200108 | | | 89,000 | 89,000 | 89,000 | 41,901 | 41,901 | | 41,875 |
| Materiale si prestari de servicii cu caracter functional | 200109 | | | 360,000 | 360,000 | 360,000 | 36,659 | 36,659 | | 25,556 |
| Alte bunuri si servicii pentru intretinere si functionare | 200130 | | | 1,630,000 | 1,530,000 | 1,530,000 | 856,542 | 856,542 | | 836,134 |
| Reparatii curente | 2002 | | | 240,000 | 240,000 | 240,000 | 113,648 | 113,648 | | 98,537 |
| Hrana (cod 20.03.01+20.03.02) | 2003 | | | 410,000 | 510,000 | 510,000 | 468,301 | 468,301 | | 480,755 |
| Hrana pentru oameni | 200301 | | | 410,000 | 510,000 | 510,000 | 468,301 | 468,301 | | 480,755 |
| Medicamente si materiale sanitare (cod 20.04.01 la 20.04.04) | 2004 | | | 687,000 | 737,000 | 737,000 | 350,667 | 350,667 | | 360,385 |
| Medicamente | 200401 | | | 330,000 | 380,000 | 380,000 | 262,881 | 262,881 | | 263,379 |
| Materiale sanitare | 200402 | | | 142,000 | 142,000 | 142,000 | 29,750 | 29,750 | | 31,953 |
| Reactivi | 200403 | | | 70,000 | 70,000 | 70,000 | 32,822 | 32,822 | | 39,296 |
| Dezinfectanti | 200404 | | | 145,000 | 145,000 | 145,000 | 25,214 | 25,214 | | 25,757 |
| Bunuri de natura obiectelor de inventar (cod 20.05.01+20.05.03+20.05.30) | 2005 | | | 272,000 | 352,000 | 352,000 | 145,641 | 145,641 | | 86,608 |
| Uniforme si echipament | 200501 | | | 15,000 | 15,000 | 15,000 | | | | |
| Alte obiecte de inventar | 200530 | | | 257,000 | 337,000 | 337,000 | 145,641 | 145,641 | | 86,608 |
| Pregatire profesionala | 2013 | | | 45,000 | 45,000 | 45,000 | 29,863 | 29,863 | | 40,151 |
| Alte cheltuieli (cod 20.30.01 la 20.30.04+20.30.06+20.30.07+20.30.09+20.30.30) | 2030 | | | 24,000 | 24,000 | 24,000 | 8,845 | 8,845 | | 8,845 |
| Alte cheltuieli cu bunuri si servicii | 203030 | | | 24,000 | 24,000 | 24,000 | 8,845 | 8,845 | | 8,845 |
| TITLUL XI ALTE CHELTUIELI (cod 59.01+59.02+59.08+59.11+59.12+59.15+ 59.17+59.20+59.22+59.25+59.30+ 59.35+ 59.40+59.41) | 59 | | | 100,000 | 100,000 | 100,000 | 90,380 | 90,380 | | 89,310 |
| Sume aferente persoanelor cu handicap neincadrate | 5940 | | | 100,000 | 100,000 | 100,000 | 90,380 | 90,380 | | 89,310 |
| SECTIUNEA DE DEZVOLTARE (cod 51+55+56+58+60+61+70+81+85) | | | | 750,000 | 750,000 | 750,000 | 327,104 | 327,104 | | 166,272 |
| CHELTUIELI DE CAPITAL ((cod 71+72+75) | 70 | | | 750,000 | 750,000 | 750,000 | 327,104 | 327,104 | | 166,272 |
| TITLUL XV ACTIVE NEFINANCIARE (cod 71.01 + 71.03) | 71 | | | 750,000 | 750,000 | 750,000 | 327,104 | 327,104 | | 166,272 |

| A | B | 1 | 2 | 3 | 4 | 5 | 6 | 7 | 8=6-7 | 9 |
|---|--------|---|---|------------|------------|------------|------------|------------|-------|------------|
| Active fixe (cod 71.01.01 la 71.01.03+71.01.30) | 7101 | | | 750,000 | 750,000 | 750,000 | 327,104 | 327,104 | | 166,272 |
| Constructii | 710101 | | | | | | | | | 2,302 |
| Masini, echipamente si mijloace de transport | 710102 | | | 240,000 | 240,000 | 240,000 | 219,283 | 219,283 | | 105,743 |
| Mobilier, aparatura birotica si alte active corporale | 710103 | | | | | | | | | 8,962 |
| Alte active fixe | 710130 | | | 510,000 | 510,000 | 510,000 | 107,821 | 107,821 | | 49,265 |
| A. CHELTUIELILE CURENTE (10+20+30+40+50+51+55+56+58+57+59+60+61) | 01 | | | 19,190,000 | 19,590,000 | 19,590,000 | 16,570,351 | 16,570,351 | | 16,561,163 |

*) Se inscriu denumirea si simbolul capitolelor din bugetul aprobat detaliate pe titluri , articole, alineate, pe structura clasificatiei economice (bugetele locale, bugetul creditelor externe, bugetul creditelor interne, bugetul fondurilor externe nerambursabile - sursa D, institutii finantate integral sau partial din venituri proprii/activitati finantate integral din veniturii proprii

NOTA: Sumele inscrise in col. 6 "Plati efectuate" cu semnul minus la Titlul 85, art. 85.01 "Plati efectuate din precedenti si recuperate in anul curent", se inscriu si pe col. 4 "Angajamente bugetare" si col. 5 "Angajamente legale" la acelasi cod tot cu semnul minus , astfel incat in col. 7 "Angajamente legale de platit" sa nu fie raportate sume.

Ordonator principal de credite



Directia Economica

Eutimi

CONTUL DE EXECUTIE AL INSTITUTIILOR PUBLICE - CHELTUIELI

la data de 31.12.2023

Cod 21 Capitol 67100303

Subcapitol

-lei-

| DENUMIREA INDICATORILOR*) | Cod indicator | Credite de angajament | | Credite bugetare | | Angajamente bugetare | Angajamente legale | Plati efectuate | Angajamente legale de platit | Cheltuieli efective |
|---|---------------|-----------------------|------------|------------------|------------|----------------------|--------------------|-----------------|------------------------------|---------------------|
| | | Initiale | Definitive | Initiale | Definitive | | | | | |
| A | B | 1 | 2 | 3 | 4 | 5 | 6 | 7 | 8=6-7 | 9 |
| TOTAL CHELTUIELI(SECTIUNEA DE FUNCTIONARE+SECTIUNEA DE DEZVOLTARE) | | | | 2,052,000 | 2,135,000 | 2,135,000 | 1,753,578 | 1,753,578 | | 1,750,659 |
| SECTIUNEA DE FUNCTIONARE (cod 01+79+85) | | | | 1,896,000 | 1,979,000 | 1,979,000 | 1,705,958 | 1,705,958 | | 1,712,448 |
| CHELTUIELI CURENTE (10+20+30+40+50+51SF+55SF+57+59) | 01 | | | 1,896,000 | 1,979,000 | 1,979,000 | 1,705,958 | 1,705,958 | | 1,712,448 |
| TITLUL I CHELTUIELI DE PERSONAL (cod 10.01 la10.03) | 10 | | | 1,574,000 | 1,574,000 | 1,574,000 | 1,378,136 | 1,378,136 | | 1,385,560 |
| Cheltuieli salariale in bani (cod 10.01.01+10.01.03 la 10.01.17+10.01.29 +10.01.30) | 1001 | | | 1,506,000 | 1,506,000 | 1,506,000 | 1,319,626 | 1,319,626 | | 1,326,842 |
| Salarii de baza | 100101 | | | 1,400,000 | 1,400,000 | 1,400,000 | 1,242,720 | 1,242,720 | | 1,249,936 |
| Drepturi de delegare | 100113 | | | 10,000 | 10,000 | 10,000 | 4,824 | 4,824 | | 4,824 |
| Indemnizatii de hrana | 100117 | | | 96,000 | 96,000 | 96,000 | 72,082 | 72,082 | | 72,082 |
| Cheltuieli salariale in natura (cod 10.02.01 la 10.02.06+10.02.30) | 1002 | | | 34,000 | 34,000 | 34,000 | 29,000 | 29,000 | | 29,000 |
| Vouchere de vacanta | 100206 | | | 34,000 | 34,000 | 34,000 | 29,000 | 29,000 | | 29,000 |
| Contributii (cod 10.03.01 la 10.03.08) | 1003 | | | 34,000 | 34,000 | 34,000 | 29,510 | 29,510 | | 29,718 |
| Contributia asiguratorie pentru munca | 100307 | | | 34,000 | 34,000 | 34,000 | 29,510 | 29,510 | | 29,718 |
| TITLUL II BUNURI SI SERVICII (cod 20.01 la 20.06+20.09 la 20.16+20.18 la 20.25+20.27+20.30) | 20 | | | 322,000 | 405,000 | 405,000 | 327,822 | 327,822 | | 326,888 |
| Bunuri si servicii (cod 20.01.01 la 20.01.09+20.01.30) | 2001 | | | 173,000 | 256,000 | 256,000 | 236,591 | 236,591 | | 236,608 |
| Furnituri de birou | 200101 | | | 2,000 | 2,000 | 2,000 | 730 | 730 | | 730 |
| Materiale pentru curatenie | 200102 | | | 2,000 | 2,000 | 2,000 | 1,977 | 1,977 | | 1,977 |
| Incalzit, iluminat si forta motrica | 200103 | | | 52,000 | 65,000 | 65,000 | 53,133 | 53,133 | | 53,133 |

| A | B | 1 | 2 | 3 | 4 | 5 | 6 | 7 | 8=6-7 | 9 |
|--|--------|---|---|-----------|-----------|-----------|-----------|-----------|-------|-----------|
| Apa, canal si salubritate | 200104 | | | 19,000 | 22,000 | 22,000 | 20,122 | 20,122 | | 20,122 |
| Carburanti si lubrifianti | 200105 | | | 8,000 | 8,000 | 8,000 | 6,000 | 6,000 | | 6,017 |
| Posta, telecomunicatii, radio, tv, internet | 200108 | | | 8,000 | 8,000 | 8,000 | 5,679 | 5,679 | | 5,679 |
| Materiale si prestari de servicii cu caracter functional | 200109 | | | 52,000 | 72,000 | 72,000 | 71,956 | 71,956 | | 71,956 |
| Alte bunuri si servicii pentru intretinere si functionare | 200130 | | | 30,000 | 77,000 | 77,000 | 76,994 | 76,994 | | 76,994 |
| Reparatii curente | 2002 | | | 95,000 | 95,000 | 95,000 | 89,788 | 89,788 | | 89,721 |
| Bunuri de natura obiectelor de inventar (cod 20.05.01+20.05.03+20.05.30) | 2005 | | | 20,000 | 20,000 | 20,000 | 884 | 884 | | |
| Alte obiecte de inventar | 200530 | | | 20,000 | 20,000 | 20,000 | 884 | 884 | | |
| Deplasari, detasari, transferari (cod 20.06.01+20.06.02) | 2006 | | | 2,000 | 2,000 | 2,000 | 559 | 559 | | 559 |
| Deplasari interne, detasari, transferari | 200601 | | | 2,000 | 2,000 | 2,000 | 559 | 559 | | 559 |
| Carti, publicatii si materiale documentare | 2011 | | | 30,000 | 30,000 | 30,000 | | | | |
| Pregatire profesionala | 2013 | | | 2,000 | 2,000 | 2,000 | | | | |
| SECTIUNEA DE DEZVOLTARE (cod 51+55+56+58+60+61+70+81+85) | | | | 156,000 | 156,000 | 156,000 | 47,620 | 47,620 | | 38,211 |
| CHELTUIELI DE CAPITAL ((cod 71+72+75) | 70 | | | 156,000 | 156,000 | 156,000 | 47,620 | 47,620 | | 38,211 |
| TITLUL XV ACTIVE NEFINANCIARE (cod 71.01 + 71.03) | 71 | | | 156,000 | 156,000 | 156,000 | 47,620 | 47,620 | | 38,211 |
| Active fixe (cod 71.01.01 la 71.01.03+71.01.30) | 7101 | | | 156,000 | 156,000 | 156,000 | 47,620 | 47,620 | | 38,211 |
| Masini, echipamente si mijloace de transport | 710102 | | | 90,000 | 90,000 | 90,000 | | | | |
| Mobilier, aparatura birotica si alte active corporale | 710103 | | | 60,000 | 60,000 | 60,000 | 47,620 | 47,620 | | 38,211 |
| Alte active fixe | 710130 | | | 6,000 | 6,000 | 6,000 | | | | |
| A. CHELTUIELILE CURENTE (10+20+30+40+50+51+55+56+58+57+59+60+61) | 01 | | | 1,896,000 | 1,979,000 | 1,979,000 | 1,705,958 | 1,705,958 | | 1,712,448 |

*) Se inscriu denumirea si simbolul capitolelor din bugetul aprobat detaliate pe titluri , articole, alineate, pe structura clasificatiei economice

(bugetele locale, bugetul creditelor externe, bugetul creditelor interne, bugetul fondurilor externe nerambursabile - sursa D, institutii finantate integral sau partial din venituri proprii/activitati finantate integral din veniturii proprii

NOTA: Sumele inscrise in col. 6 "Plati efectuate" cu semnul minus la Titlul 85, art. 85.01 "Plati efectuate din precedenti si recuperate in anul curent", se inscriu si pe col. 4"Angajamente bugetare" si col. 5 "Angajamente legale" la acelasi cod tot cu semnul minus , astfel incat in col. 7 "Angajamente legale de platit" sa nu fie raportate sume.

Ordonator principal de credite



Directia Economica

CONTUL DE EXECUTIE AL INSTITUTIILOR PUBLICE - CHELTUIELI

la data de 31.12.2023

Cod 21 Capitol 67100304

Subcapitol

-lei-

| DENUMIREA INDICATORILOR*) | Cod indicator | Credite de angajament | | Credite bugetare | | Angajamente bugetare | Angajamente legale | Plati efectuate | Angajamente legale de platit | Cheltuieli efective |
|---|---------------|-----------------------|------------|------------------|------------|----------------------|--------------------|-----------------|------------------------------|---------------------|
| | | Initiale | Definitive | Initiale | Definitive | | | | | |
| A | B | 1 | 2 | 3 | 4 | 5 | 6 | 7 | 8=6-7 | 9 |
| TOTAL CHELTUIELI(SECTIUNEA DE FUNCTIONARE+SECTIUNEA DE DEZVOLTARE) | | | | 7,351,000 | 7,351,000 | 7,351,000 | 5,877,730 | 5,877,730 | | 6,001,104 |
| SECTIUNEA DE FUNCTIONARE (cod 01+79+85) | | | | 6,831,000 | 6,831,000 | 6,831,000 | 5,867,696 | 5,867,696 | | 5,985,168 |
| CHELTUIELI CURENTE (10+20+30+40+50+51SF+55SF+57+59) | 01 | | | 6,831,000 | 6,865,508 | 6,865,508 | 5,902,204 | 5,902,204 | | 5,985,168 |
| TITLUL I CHELTUIELI DE PERSONAL (cod 10.01 la10.03) | 10 | | | 4,685,000 | 4,685,000 | 4,685,000 | 4,257,043 | 4,257,043 | | 4,294,321 |
| Cheltuieli salariale in bani (cod 10.01.01+10.01.03 la 10.01.17+10.01.29 +10.01.30) | 1001 | | | 4,491,000 | 4,491,000 | 4,491,000 | 4,080,936 | 4,080,936 | | 4,117,144 |
| Salarii de baza | 100101 | | | 3,986,000 | 3,986,000 | 3,986,000 | 3,708,987 | 3,708,987 | | 3,746,247 |
| Sporuri pentru conditii de munca | 100105 | | | 18,000 | 18,000 | 18,000 | 17,332 | 17,332 | | 16,901 |
| Alte sporuri | 100106 | | | 7,000 | 7,000 | 7,000 | 5,112 | 5,112 | | 5,680 |
| Indemnizatii platite unor persoane din afara unitatii | 100112 | | | 194,000 | 194,000 | 194,000 | 123,773 | 123,773 | | 121,410 |
| Drepturi de delegare | 100113 | | | 7,000 | 7,000 | 7,000 | | | | |
| Indemnizatii de hrana | 100117 | | | 279,000 | 279,000 | 279,000 | 225,732 | 225,732 | | 226,906 |
| Cheltuieli salariale in natura (cod 10.02.01 la 10.02.06+10.02.30) | 1002 | | | 97,000 | 97,000 | 97,000 | 87,484 | 87,484 | | 87,484 |
| Vouchere de vacanta | 100206 | | | 97,000 | 97,000 | 97,000 | 87,484 | 87,484 | | 87,484 |
| Contributii (cod 10.03.01 la 10.03.08) | 1003 | | | 97,000 | 97,000 | 97,000 | 88,623 | 88,623 | | 89,693 |
| Contributia asiguratorie pentru munca | 100307 | | | 97,000 | 97,000 | 97,000 | 88,623 | 88,623 | | 89,693 |
| TITLUL II BUNURI SI SERVICII (cod 20.01 la 20.06+20.09 la 20.16+20.18 la 20.25+20.27+20.30) | 20 | | | 2,146,000 | 2,090,508 | 2,090,508 | 1,577,937 | 1,577,937 | | 1,617,771 |
| Bunuri si servicii (cod 20.01.01 la 20.01.09+20.01.30) | 2001 | | | 336,000 | 275,508 | 275,508 | 193,607 | 193,607 | | 185,516 |

| A | B | 1 | 2 | 3 | 4 | 5 | 6 | 7 | 8=6-7 | 9 |
|--|--------|---|---|-----------|-----------|-----------|-----------|-----------|-------|-----------|
| Furnituri de birou | 200101 | | | 15,000 | 15,000 | 15,000 | 7,070 | 7,070 | | 7,070 |
| Materiale pentru curatenie | 200102 | | | 6,000 | 6,000 | 6,000 | 5,997 | 5,997 | | 5,997 |
| Incalzit, iluminat si forta motrica | 200103 | | | 60,000 | 60,000 | 60,000 | 33,998 | 33,998 | | 33,998 |
| Apa, canal si salubritate | 200104 | | | 8,000 | 8,000 | 8,000 | 3,116 | 3,116 | | 3,116 |
| Carburanti si lubrifianti | 200105 | | | 30,000 | 30,000 | 30,000 | 25,000 | 25,000 | | 22,825 |
| Piese de schimb | 200106 | | | 6,000 | 6,000 | 6,000 | 5,931 | 5,931 | | 5,931 |
| Transport | 200107 | | | 3,000 | 3,000 | 3,000 | | | | |
| Posta, telecomunicatii, radio, tv, internet | 200108 | | | 13,000 | 13,000 | 13,000 | 10,700 | 10,700 | | 10,700 |
| Materiale si prestari de servicii cu caracter functional | 200109 | | | 90,000 | 20,000 | 20,000 | 19,966 | 19,966 | | 14,050 |
| Alte bunuri si servicii pentru intretinere si functionare | 200130 | | | 105,000 | 114,508 | 114,508 | 81,829 | 81,829 | | 81,829 |
| Reparatii curente | 2002 | | | 18,000 | 43,000 | 43,000 | 42,527 | 42,527 | | 42,527 |
| Bunuri de natura obiectelor de inventar (cod 20.05.01+20.05.03+20.05.30) | 2005 | | | 30,000 | 30,000 | 30,000 | 13,711 | 13,711 | | 79,527 |
| Alte obiecte de inventar | 200530 | | | 30,000 | 30,000 | 30,000 | 13,711 | 13,711 | | 79,527 |
| Deplasari, detasari, transferari (cod 20.06.01+20.06.02) | 2006 | | | 5,000 | 5,000 | 5,000 | 4,360 | 4,360 | | 4,360 |
| Deplasari interne, detasari, transferari | 200601 | | | 5,000 | 5,000 | 5,000 | 4,360 | 4,360 | | 4,360 |
| Carti, publicatii si materiale documentare | 2011 | | | 25,000 | 25,000 | 25,000 | 23,253 | 23,253 | | 13,311 |
| Consultanta si expertiza | 2012 | | | 63,000 | 63,000 | 63,000 | 60,225 | 60,225 | | 60,225 |
| Pregatire profesionala | 2013 | | | 7,000 | 7,000 | 7,000 | 2,291 | 2,291 | | 2,291 |
| Alte cheltuieli (cod 20.30.01 la 20.30.04+20.30.06+20.30.07+20.30.09+20.30.30) | 2030 | | | 1,662,000 | 1,642,000 | 1,642,000 | 1,237,963 | 1,237,963 | | 1,230,014 |
| Alte cheltuieli cu bunuri si servicii | 203030 | | | 1,662,000 | 1,642,000 | 1,642,000 | 1,237,963 | 1,237,963 | | 1,230,014 |
| TITLUL XI ALTE CHELTUIELI (cod 59.01+59.02+59.08+59.11+59.12+59.15+ 59.17+59.20+59.22+59.25+59.30+ 59.35+ 59.40+59.41) | 59 | | | | 90,000 | 90,000 | 67,224 | 67,224 | | 73,076 |
| Sume aferente persoanelor cu handicap neincadrate | 5940 | | | | 90,000 | 90,000 | 67,224 | 67,224 | | 73,076 |
| TITLUL XXI PLATI EFECTUATE IN ANII PRECEDENTI SI RECUPERATE IN ANUL CURENT(85.01) | 85F | | | | -34,508 | -34,508 | -34,508 | -34,508 | | |
| Plati efectuate in anii precedenti si recuperate in anul curent (cod 85.01.01) | 8501F | | | | -34,508 | -34,508 | -34,508 | -34,508 | | |
| Plati efectuate in anii precedenti si recuperate in anul curent in sectiunea de functionare a bugetului local | 850101 | | | | -34,508 | -34,508 | -34,508 | -34,508 | | |
| SECTIUNEA DE DEZVOLTARE (cod 51+55+56+58+60+61+70+81+85) | | | | 520,000 | 520,000 | 520,000 | 10,034 | 10,034 | | 15,936 |

| A | B | 1 | 2 | 3 | 4 | 5 | 6 | 7 | 8=6-7 | 9 |
|--|--------|---|---|-----------|-----------|-----------|-----------|-----------|-------|-----------|
| CHELTUIELI DE CAPITAL ((cod 71+72+75) | 70 | | | 520,000 | 520,000 | 520,000 | 10,034 | 10,034 | | 15,936 |
| TITLUL XV ACTIVE NEFINANCIARE (cod 71.01 + 71.03) | 71 | | | 520,000 | 520,000 | 520,000 | 10,034 | 10,034 | | 15,936 |
| Active fixe (cod 71.01.01 la 71.01.03+71.01.30) | 7101 | | | 520,000 | 520,000 | 520,000 | 10,034 | 10,034 | | 15,936 |
| Masini, echipamente si mijloace de transport | 710102 | | | | 500,000 | 500,000 | | | | |
| Mobilier, aparatura birotica si alte active corporale | 710103 | | | | | | | | | 20 |
| Alte active fixe | 710130 | | | 520,000 | 20,000 | 20,000 | 10,034 | 10,034 | | 15,916 |
| | 84 | | | | -34,508 | -34,508 | -34,508 | -34,508 | | |
| A. CHELTUIELILE CURENTE (10+20+30+40+50+51+55+56+58+57+59+60+61) | 01 | | | 6,831,000 | 6,865,508 | 6,865,508 | 5,902,204 | 5,902,204 | | 5,985,168 |
| TITLUL XIX PLATI EFECTUATE IN ANII PRECEDENTI SI RECUPERATE IN ANUL CURENT (85.01) | 85 | | | | -34,508 | -34,508 | -34,508 | -34,508 | | |
| Plati efectuate in anii precedenti si recuperate in anul curent (cod 85.01.02+85.01.05) | 8501 | | | | -34,508 | -34,508 | -34,508 | -34,508 | | |

*) Se inscriu denumirea si simbolul capitolului din bugetul aprobat detaliate pe titluri , articole, alineate, pe structura clasificatiei economice (bugetele locale, bugetul creditelor externe, bugetul creditelor interne, bugetul fondurilor externe nerambursabile - sursa D, institutii finantate integral sau partial din venituri proprii/activitati finantate integral din veniturii proprii
NOTA: Sumele inscrise in col. 6 "Plati efectuate" cu semnul minus la Titlul 85, art. 85.01 "Plati efectuate din precedenti si recuperate in anul curent", se inscriu si pe col. 4 "Angajamente bugetare" si col. 5 "Angajamente legale" la acelasi cod tot cu semnul minus , astfel incat in col. 7 "Angajamente legale de platit" sa nu fie raportate sume.

Ordonator principal de credite

Directia Economica



CONTUL DE EXECUTIE AL INSTITUTIILOR PUBLICE - CHELTUIELI

la data de 31.12.2023

Cod 21 Capitol 7010

Subcapitol

-lei-

| DENUMIREA INDICATORILOR*) | Cod indicator | Credite de angajament | | Credite bugetare | | Angajamente bugetare | Angajamente legale | Plati efectuate | Angajamente legale de platit | Cheltuieli efective |
|---|---------------|-----------------------|------------|------------------|------------|----------------------|--------------------|-----------------|------------------------------|---------------------|
| | | Initiale | Definitive | Initiale | Definitive | | | | | |
| A | B | 1 | 2 | 3 | 4 | 5 | 6 | 7 | 8=6-7 | 9 |
| TOTAL CHELTUIELI(SECTIUNEA DE FUNCTIONARE+SECTIUNEA DE DEZVOLTARE) | | | | 7,259,000 | 7,439,000 | 7,439,000 | 6,274,797 | 6,263,220 | 11,577 | 6,444,808 |
| SECTIUNEA DE FUNCTIONARE (cod 01+79+85) | | | | 7,259,000 | 7,439,000 | 7,439,000 | 6,274,797 | 6,263,220 | 11,577 | 6,440,452 |
| CHELTUIELI CURENTE (10+20+30+40+50+51SF+55SF+57+59) | 01 | | | 7,259,000 | 7,439,000 | 7,439,000 | 6,274,797 | 6,263,220 | 11,577 | 6,440,452 |
| TITLUL I CHELTUIELI DE PERSONAL (cod 10.01 la10.03) | 10 | | | 6,267,000 | 6,183,000 | 6,183,000 | 5,330,695 | 5,330,695 | | 5,408,507 |
| Cheltuieli salariale in bani (cod 10.01.01+10.01.03 la 10.01.17+10.01.29 +10.01.30) | 1001 | | | 6,045,000 | 5,961,000 | 5,961,000 | 5,132,877 | 5,132,877 | | 5,208,672 |
| Salarii de baza | 100101 | | | 5,671,000 | 5,606,000 | 5,606,000 | 4,853,322 | 4,853,322 | | 4,925,310 |
| Sporuri pentru conditii de munca | 100105 | | | 75,000 | 66,000 | 66,000 | 66,000 | 66,000 | | 67,670 |
| Alte sporuri | 100106 | | | 19,000 | 13,000 | 13,000 | 2,798 | 2,798 | | 2,798 |
| Indemnizatii platite unor persoane din afara unitatii | 100112 | | | 4,000 | 4,000 | 4,000 | | | | |
| Indemnizatii de hrana | 100117 | | | 272,000 | 270,000 | 270,000 | 210,757 | 210,757 | | 212,894 |
| Alte drepturi salariale in bani | 100130 | | | 4,000 | 2,000 | 2,000 | | | | |
| Cheltuieli salariale in natura (cod 10.02.01 la 10.02.06+10.02.30) | 1002 | | | 97,000 | 97,000 | 97,000 | 82,650 | 82,650 | | 82,650 |
| Vouchere de vacanta | 100206 | | | 97,000 | 97,000 | 97,000 | 82,650 | 82,650 | | 82,650 |
| Contributii (cod 10.03.01 la 10.03.08) | 1003 | | | 125,000 | 125,000 | 125,000 | 115,168 | 115,168 | | 117,185 |
| Contributia asiguratorie pentru munca | 100307 | | | 125,000 | 125,000 | 125,000 | 115,168 | 115,168 | | 117,185 |
| TITLUL II BUNURI SI SERVICII (cod 20.01 la 20.06+20.09 la 20.16+20.18 la 20.25+20.27+20.30) | 20 | | | 992,000 | 1,256,000 | 1,256,000 | 944,102 | 932,525 | 11,577 | 1,031,945 |
| Bunuri si servicii (cod 20.01.01 la 20.01.09+20.01.30) | 2001 | | | 747,000 | 878,000 | 878,000 | 668,950 | 657,373 | 11,577 | 696,743 |

| A | B | 1 | 2 | 3 | 4 | 5 | 6 | 7 | 8=6-7 | 9 |
|--|--------|---|---|-----------|-----------|-----------|-----------|-----------|--------|-----------|
| Furnituri de birou | 200101 | | | 15,000 | 18,000 | 18,000 | 11,058 | 11,058 | | 14,524 |
| Materiale pentru curatenie | 200102 | | | 27,000 | 47,000 | 47,000 | 31,969 | 31,969 | | 43,836 |
| Incalzit, iluminat si forta motrica | 200103 | | | 80,000 | 117,000 | 117,000 | 80,667 | 80,667 | | 64,357 |
| Apa, canal si salubritate | 200104 | | | 9,000 | 14,000 | 14,000 | 5,215 | 5,215 | | 6,818 |
| Carburanti si lubrifianti | 200105 | | | 16,000 | 38,000 | 38,000 | 35,400 | 35,400 | | 35,221 |
| Piese de schimb | 200106 | | | 11,000 | 11,000 | 11,000 | 4,224 | 4,224 | | 488 |
| Posta, telecomunicatii, radio, tv, internet | 200108 | | | 32,000 | 35,000 | 35,000 | 28,913 | 28,913 | | 28,741 |
| Materiale si prestari de servicii cu caracter functional | 200109 | | | 254,000 | 365,000 | 365,000 | 274,239 | 262,662 | 11,577 | 270,412 |
| Alte bunuri si servicii pentru intretinere si functionare | 200130 | | | 303,000 | 233,000 | 233,000 | 197,265 | 197,265 | | 232,346 |
| Reparatii curente | 2002 | | | 35,000 | 82,000 | 82,000 | 48,959 | 48,959 | | 43,971 |
| Medicamente si materiale sanitare (cod 20.04.01 la 20.04.04) | 2004 | | | 5,000 | 5,000 | 5,000 | 2,344 | 2,344 | | 1,555 |
| Dezinfectanti | 200404 | | | 5,000 | 5,000 | 5,000 | 2,344 | 2,344 | | 1,555 |
| Bunuri de natura obiectelor de inventar (cod 20.05.01+20.05.03+20.05.30) | 2005 | | | 26,000 | 34,000 | 34,000 | 19,666 | 19,666 | | 29,190 |
| Uniforme si echipament | 200501 | | | 8,000 | 16,000 | 16,000 | 15,966 | 15,966 | | 15,036 |
| Alte obiecte de inventar | 200530 | | | 18,000 | 18,000 | 18,000 | 3,700 | 3,700 | | 14,154 |
| Deplasari, detasari, transferari (cod 20.06.01+20.06.02) | 2006 | | | 58,000 | 53,000 | 53,000 | 19,859 | 19,859 | | 19,858 |
| Deplasari interne, detasari, transferari | 200601 | | | 38,000 | 36,000 | 36,000 | 19,859 | 19,859 | | 19,858 |
| Deplasari in strainatate | 200602 | | | 20,000 | 17,000 | 17,000 | | | | |
| Consultanta si expertiza | 2012 | | | 10,000 | 10,000 | 10,000 | 8,300 | 8,300 | | 8,300 |
| Pregatire profesionala | 2013 | | | 7,000 | 7,000 | 7,000 | 4,744 | 4,744 | | 4,744 |
| Protectia muncii | 2014 | | | 8,000 | 8,000 | 8,000 | 3,360 | 3,360 | | 3,360 |
| Alte cheltuieli (cod 20.30.01 la 20.30.04+20.30.06+20.30.07+20.30.09+20.30.30) | 2030 | | | 96,000 | 179,000 | 179,000 | 167,920 | 167,920 | | 224,224 |
| Prime de asigurare non-viata | 203003 | | | 16,000 | 16,000 | 16,000 | 16,000 | 16,000 | | 16,000 |
| Alte cheltuieli cu bunuri si servicii | 203030 | | | 80,000 | 163,000 | 163,000 | 151,920 | 151,920 | | 208,224 |
| SECTIUNEA DE DEZVOLTARE (cod 51+55+56+58+60+61+70+81+85) | | | | | | | | | | 4,356 |
| CHELTUIELI DE CAPITAL ((cod 71+72+75) | 70 | | | | | | | | | 4,356 |
| TITLUL XV ACTIVE NEFINANCIARE (cod 71.01 + 71.03) | 71 | | | | | | | | | 4,356 |
| Active fixe (cod 71.01.01 la 71.01.03+71.01.30) | 7101 | | | | | | | | | 4,356 |
| Mobilier, aparatura birotica si alte active corporale | 710103 | | | | | | | | | 4,356 |
| A. CHELTUIELILE CURENTE | 01 | | | 7,259,000 | 7,439,000 | 7,439,000 | 6,274,797 | 6,263,220 | 11,577 | 6,440,452 |

| A | B | 1 | 2 | 3 | 4 | 5 | 6 | 7 | 8=6-7 | 9 |
|--|---|---|---|---|---|---|---|---|-------|---|
| (10+20+30+40+50+51+55+56+58+57+59+60+61) | | | | | | | | | | |

*) Se inscriu denumirea si simbolul capitolelor din bugetul aprobat detaliate pe titluri , articole, alineate, pe structura clasificatiei economice

(bugetele locale, bugetul creditelor externe, bugetul creditelor interne, bugetul fondurilor externe nerambursabile - sursa D, institutii finantate integral sau partial din venituri proprii/activitati finantate integral din veniturii proprii

NOTA: Sumele inscrise in col. 6 "Plati efectuate" cu semnul minus la Titlul 85, art. 85.01 "Plati efectuate din precedenti si recuperate in anul curent", se inscriu si pe col. 4"Angajamente bugetare" si col. 5 "Angajamente legale" la acelasi cod tot cu semnul minus , astfel incat in col. 7 "Angajamente legale de platit" sa nu fie raportate sume.

Ordonator principal de credite

Directia Economica



CONTUL DE EXECUTIE AL INSTITUTIILOR PUBLICE - CHELTUIELI

la data de 31.12.2023

Cod 21 Capitol 70105001

Subcapitol

-lei-

| DENUMIREA INDICATORILOR*) | Cod indicator | Credite de angajament | | Credite bugetare | | Angajamente bugetare | Angajamente legale | Plati efectuate | Angajamente legale de platit | Cheltuieli efective |
|---|---------------|-----------------------|------------|------------------|------------|----------------------|--------------------|-----------------|------------------------------|---------------------|
| | | Initiale | Definitive | Initiale | Definitive | | | | | |
| A | B | 1 | 2 | 3 | 4 | 5 | 6 | 7 | 8=6-7 | 9 |
| TOTAL CHELTUIELI(SECTIUNEA DE FUNCTIONARE+SECTIUNEA DE DEZVOLTARE) | | | | 1,059,000 | 1,059,000 | 1,059,000 | 705,377 | 693,800 | 11,577 | 710,063 |
| SECTIUNEA DE FUNCTIONARE (cod 01+79+85) | | | | 1,059,000 | 1,059,000 | 1,059,000 | 705,377 | 693,800 | 11,577 | 705,707 |
| CHELTUIELI CURENTE (10+20+30+40+50+51SF+55SF+57+59) | 01 | | | 1,059,000 | 1,059,000 | 1,059,000 | 705,377 | 693,800 | 11,577 | 705,707 |
| TITLUL I CHELTUIELI DE PERSONAL (cod 10.01 la 10.03) | 10 | | | 720,000 | 720,000 | 720,000 | 434,893 | 434,893 | | 440,803 |
| Cheltuieli salariale in bani (cod 10.01.01+10.01.03 la 10.01.17+10.01.29 +10.01.30) | 1001 | | | 698,000 | 698,000 | 698,000 | 421,067 | 421,067 | | 426,847 |
| Salarii de baza | 100101 | | | 673,000 | 673,000 | 673,000 | 409,340 | 409,340 | | 415,120 |
| Indemnizatii platite unor persoane din afara unitatii | 100112 | | | 4,000 | 4,000 | 4,000 | | | | |
| Indemnizatii de hrana | 100117 | | | 21,000 | 21,000 | 21,000 | 11,727 | 11,727 | | 11,727 |
| Cheltuieli salariale in natura (cod 10.02.01 la 10.02.06+10.02.30) | 1002 | | | 8,000 | 8,000 | 8,000 | 4,350 | 4,350 | | 4,350 |
| Vouchere de vacanta | 100206 | | | 8,000 | 8,000 | 8,000 | 4,350 | 4,350 | | 4,350 |
| Contributii (cod 10.03.01 la 10.03.08) | 1003 | | | 14,000 | 14,000 | 14,000 | 9,476 | 9,476 | | 9,606 |
| Contributia asiguratorie pentru munca | 100307 | | | 14,000 | 14,000 | 14,000 | 9,476 | 9,476 | | 9,606 |
| TITLUL II BUNURI SI SERVICII (cod 20.01 la 20.06+20.09 la 20.16+20.18 la 20.25+20.27+20.30) | 20 | | | 339,000 | 339,000 | 339,000 | 270,484 | 258,907 | 11,577 | 264,904 |
| Bunuri si servicii (cod 20.01.01 la 20.01.09+20.01.30) | 2001 | | | 309,000 | 314,000 | 314,000 | 270,484 | 258,907 | 11,577 | 264,904 |
| Furnituri de birou | 200101 | | | 6,000 | 6,000 | 6,000 | 1,109 | 1,109 | | 1,109 |
| Incalzit, iluminat si forta motrica | 200103 | | | 15,000 | 15,000 | 15,000 | 7,349 | 7,349 | | 7,349 |
| Apa, canal si salubritate | 200104 | | | 2,000 | 2,000 | 2,000 | 1,561 | 1,561 | | 3,164 |

| A | B | 1 | 2 | 3 | 4 | 5 | 6 | 7 | 8=6-7 | 9 |
|---|--------|---|---|-----------|-----------|-----------|---------|---------|--------|---------|
| Posta, telecomunicatii, radio, tv, internet | 200108 | | | 16,000 | 19,000 | 19,000 | 16,597 | 16,597 | | 16,597 |
| Materiale si prestari de servicii cu caracter functional | 200109 | | | 120,000 | 192,000 | 192,000 | 181,749 | 170,172 | 11,577 | 170,172 |
| Alte bunuri si servicii pentru intretinere si functionare | 200130 | | | 150,000 | 80,000 | 80,000 | 62,119 | 62,119 | | 66,513 |
| Deplasari, detasari, transferari (cod 20.06.01+20.06.02) | 2006 | | | 30,000 | 25,000 | 25,000 | | | | |
| Deplasari interne, detasari, transferari | 200601 | | | 10,000 | 8,000 | 8,000 | | | | |
| Deplasari in strainatate | 200602 | | | 20,000 | 17,000 | 17,000 | | | | |
| SECTIUNEA DE DEZVOLTARE (cod 51+55+56+58+60+61+70+81+85) | | | | | | | | | | 4,356 |
| CHELTUIELI DE CAPITAL ((cod 71+72+75) | 70 | | | | | | | | | 4,356 |
| TITLUL XV ACTIVE NEFINANCIARE (cod 71.01 + 71.03) | 71 | | | | | | | | | 4,356 |
| Active fixe (cod 71.01.01 la 71.01.03+71.01.30) | 7101 | | | | | | | | | 4,356 |
| Mobilier, aparatura birotica si alte active corporale | 710103 | | | | | | | | | 4,356 |
| A. CHELTUIELILE CURENTE (10+20+30+40+50+51+55+56+58+57+59+60+61) | 01 | | | 1,059,000 | 1,059,000 | 1,059,000 | 705,377 | 693,800 | 11,577 | 705,707 |

*) Se inscriu denumirea si simbolul capitolului din bugetul aprobat detaliate pe titluri , articole, alineate, pe structura clasificatiei economice

(bugetele locale, bugetul creditelor externe, bugetul creditelor interne, bugetul fondurilor externe nerambursabile - sursa D, institutii finantate integral sau partial din venituri proprii/activitati finantate integral din veniturii proprii

NOTA: Sumele inscrise in col. 6 "Plati efectuate" cu semnul minus la Titlul 85, art. 85.01 "Plati efectuate din precedenti si recuperate in anul curent", se inscriu si pe col. 4"Angajamente bugetare" si col. 5 "Angajamente legale" la acelasi cod tot cu semnul minus , astfel incat in col. 7 "Angajamente legale de platii" sa nu fie raportate sume.

Ordonator principal de credite



Directia Economica

CONTUL DE EXECUTIE AL INSTITUTIILOR PUBLICE - CHELTUIELI

la data de 31.12.2023

Cod 21 Capitol 70105002

Subcapitol

-lei-

| DENUMIREA INDICATORILOR*) | Cod indicator | Credite de angajament | | Credite bugetare | | Angajamente bugetare | Angajamente legale | Plati efectuate | Angajamente legale de platit | Cheltuieli efective |
|---|---------------|-----------------------|------------|------------------|------------|----------------------|--------------------|-----------------|------------------------------|---------------------|
| | | Initiale | Definitive | Initiale | Definitive | | | | | |
| A | B | 1 | 2 | 3 | 4 | 5 | 6 | 7 | 8=6-7 | 9 |
| TOTAL CHELTUIELI(SECTIUNEA DE FUNCTIONARE+SECTIUNEA DE DEZVOLTARE) | | | | 1,350,000 | 1,350,000 | 1,350,000 | 1,050,558 | 1,050,558 | | 1,107,571 |
| SECTIUNEA DE FUNCTIONARE (cod 01+79+85) | | | | 1,350,000 | 1,350,000 | 1,350,000 | 1,050,558 | 1,050,558 | | 1,107,571 |
| CHELTUIELI CURENTE (10+20+30+40+50+51SF+55SF+57+59) | 01 | | | 1,350,000 | 1,350,000 | 1,350,000 | 1,050,558 | 1,050,558 | | 1,107,571 |
| TITLUL I CHELTUIELI DE PERSONAL (cod 10.01 la 10.03) | 10 | | | 1,091,000 | 1,091,000 | 1,091,000 | 857,603 | 857,603 | | 879,444 |
| Cheltuieli salariale in bani (cod 10.01.01+10.01.03 la 10.01.17+10.01.29 +10.01.30) | 1001 | | | 1,051,000 | 1,051,000 | 1,051,000 | 830,811 | 830,811 | | 852,183 |
| Salarii de baza | 100101 | | | 1,008,000 | 1,008,000 | 1,008,000 | 809,810 | 809,810 | | 831,147 |
| Indemnizatii de hrana | 100117 | | | 43,000 | 43,000 | 43,000 | 21,001 | 21,001 | | 21,036 |
| Cheltuieli salariale in natura (cod 10.02.01 la 10.02.06+10.02.30) | 1002 | | | 16,000 | 16,000 | 16,000 | 8,100 | 8,100 | | 8,100 |
| Vouchere de vacanta | 100206 | | | 16,000 | 16,000 | 16,000 | 8,100 | 8,100 | | 8,100 |
| Contributii (cod 10.03.01 la 10.03.08) | 1003 | | | 24,000 | 24,000 | 24,000 | 18,692 | 18,692 | | 19,161 |
| Contributia asiguratorie pentru munca | 100307 | | | 24,000 | 24,000 | 24,000 | 18,692 | 18,692 | | 19,161 |
| TITLUL II BUNURI SI SERVICII (cod 20.01 la 20.06+20.09 la 20.16+20.18 la 20.25+20.27+20.30) | 20 | | | 259,000 | 259,000 | 259,000 | 192,955 | 192,955 | | 228,127 |
| Bunuri si servicii (cod 20.01.01 la 20.01.09+20.01.30) | 2001 | | | 244,000 | 244,000 | 244,000 | 192,284 | 192,284 | | 227,456 |
| Furnituri de birou | 200101 | | | 2,000 | 2,000 | 2,000 | | | | 1,470 |
| Incalzit, iluminat si forta motrica | 200103 | | | 20,000 | 20,000 | 20,000 | 6,690 | 6,690 | | 6,690 |
| Apa, canal si salubritate | 200104 | | | 3,000 | 3,000 | 3,000 | 469 | 469 | | 469 |
| Carburanti si lubrifianti | 200105 | | | 5,000 | 5,000 | 5,000 | 2,400 | 2,400 | | 2,303 |

| A | B | 1 | 2 | 3 | 4 | 5 | 6 | 7 | 8=6-7 | 9 |
|--|--------|---|---|-----------|-----------|-----------|-----------|-----------|-------|-----------|
| Piese de schimb | 200106 | | | 2,000 | 2,000 | 2,000 | | | | |
| Posta, telecomunicatii, radio, tv, internet | 200108 | | | 4,000 | 4,000 | 4,000 | 1,380 | 1,380 | | 1,380 |
| Materiale si prestari de servicii cu caracter functional | 200109 | | | 58,000 | 58,000 | 58,000 | 49,199 | 49,199 | | 51,854 |
| Alte bunuri si servicii pentru intretinere si functionare | 200130 | | | 150,000 | 150,000 | 150,000 | 132,146 | 132,146 | | 163,290 |
| Reparatii curente | 2002 | | | 2,000 | 2,000 | 2,000 | | | | |
| Bunuri de natura obiectelor de inventar (cod 20.05.01+20.05.03+20.05.30) | 2005 | | | 10,000 | 10,000 | 10,000 | 671 | 671 | | 671 |
| Alte obiecte de inventar | 200530 | | | 10,000 | 10,000 | 10,000 | 671 | 671 | | 671 |
| Protectia muncii | 2014 | | | 3,000 | 3,000 | 3,000 | | | | |
| A. CHELTUIELILE CURENTE (10+20+30+40+50+51+55+56+58+57+59+60+61) | 01 | | | 1,350,000 | 1,350,000 | 1,350,000 | 1,050,558 | 1,050,558 | | 1,107,571 |

*) Se inscriu denumirea si simbolul capitolelor din bugetul aprobat detaliate pe titluri , articole, alineate, pe structura clasificatiei economice

(bugetele locale, bugetul creditelor externe, bugetul creditelor interne, bugetul fondurilor externe nerambursabile - sursa D, institutii finantate integral sau partial din venituri proprii/activitati finantate integral din veniturii proprii

NOTA: Sumele inscrise in col. 6 "Plati efectuate" cu semnul minus la Titlul 85, art. 85.01 "Plati efectuate din precedenti si recuperate in anul curent", se inscriu si pe col. 4 "Angajamente bugetare" si col. 5 "Angajamente legale" la acelasi cod tot cu semnul minus , astfel incat in col. 7 "Angajamente legale de platit" sa nu fie raportate sume.

Ordonator principal de credite



Directia Economica

CONTUL DE EXECUTIE AL INSTITUTIILOR PUBLICE - CHELTUIELI

la data de 31.12.2023

Cod 21 Capitol 70105003

Subcapitol

-lei-

| DENUMIREA INDICATORILOR*) | Cod indicator | Credite de angajament | | Credite bugetare | | Angajamente bugetare | Angajamente legale | Plati efectuate | Angajamente legale de platit | Cheltuieli efective |
|---|---------------|-----------------------|------------|------------------|------------|----------------------|--------------------|-----------------|------------------------------|---------------------|
| | | Initiale | Definitive | Initiale | Definitive | | | | | |
| A | B | 1 | 2 | 3 | 4 | 5 | 6 | 7 | 8=6-7 | 9 |
| TOTAL CHELTUIELI(SECTIUNEA DE FUNCTIONARE+SECTIUNEA DE DEZVOLTARE) | | | | 4,850,000 | 5,030,000 | 5,030,000 | 4,518,862 | 4,518,862 | | 4,627,174 |
| SECTIUNEA DE FUNCTIONARE (cod 01+79+85) | | | | 4,850,000 | 5,030,000 | 5,030,000 | 4,518,862 | 4,518,862 | | 4,627,174 |
| CHELTUIELI CURENTE (10+20+30+40+50+51SF+55SF+57+59) | 01 | | | 4,850,000 | 5,030,000 | 5,030,000 | 4,518,862 | 4,518,862 | | 4,627,174 |
| TITLUL I CHELTUIELI DE PERSONAL (cod 10.01 la10.03) | 10 | | | 4,456,000 | 4,372,000 | 4,372,000 | 4,038,199 | 4,038,199 | | 4,088,260 |
| Cheltuieli salariale in bani (cod 10.01.01+10.01.03 la 10.01.17+10.01.29 +10.01.30) | 1001 | | | 4,296,000 | 4,212,000 | 4,212,000 | 3,880,999 | 3,880,999 | | 3,929,642 |
| Salarii de baza | 100101 | | | 3,990,000 | 3,925,000 | 3,925,000 | 3,634,172 | 3,634,172 | | 3,679,043 |
| Sporuri pentru conditii de munca | 100105 | | | 75,000 | 66,000 | 66,000 | 66,000 | 66,000 | | 67,670 |
| Alte sporuri | 100106 | | | 19,000 | 13,000 | 13,000 | 2,798 | 2,798 | | 2,798 |
| Indemnizatii de hrana | 100117 | | | 208,000 | 206,000 | 206,000 | 178,029 | 178,029 | | 180,131 |
| Alte drepturi salariale in bani | 100130 | | | 4,000 | 2,000 | 2,000 | | | | |
| Cheltuieli salariale in natura (cod 10.02.01 la 10.02.06+10.02.30) | 1002 | | | 73,000 | 73,000 | 73,000 | 70,200 | 70,200 | | 70,200 |
| Vouchere de vacanta | 100206 | | | 73,000 | 73,000 | 73,000 | 70,200 | 70,200 | | 70,200 |
| Contributii (cod 10.03.01 la 10.03.08) | 1003 | | | 87,000 | 87,000 | 87,000 | 87,000 | 87,000 | | 88,418 |
| Contributia asiguratorie pentru munca | 100307 | | | 87,000 | 87,000 | 87,000 | 87,000 | 87,000 | | 88,418 |
| TITLUL II BUNURI SI SERVICII (cod 20.01 la 20.06+20.09 la 20.16+20.18 la 20.25+20.27+20.30) | 20 | | | 394,000 | 658,000 | 658,000 | 480,663 | 480,663 | | 538,914 |
| Bunuri si servicii (cod 20.01.01 la 20.01.09+20.01.30) | 2001 | | | 194,000 | 320,000 | 320,000 | 206,182 | 206,182 | | 204,383 |
| Furnituri de birou | 200101 | | | 7,000 | 10,000 | 10,000 | 9,949 | 9,949 | | 11,945 |

| A | B | 1 | 2 | 3 | 4 | 5 | 6 | 7 | 8=6-7 | 9 |
|--|--------|---|---|------------------|------------------|------------------|------------------|------------------|-------|------------------|
| Materiale pentru curatenie | 200102 | | | 27,000 | 47,000 | 47,000 | 31,969 | 31,969 | | 43,836 |
| Incalzit, iluminat si forta motrica | 200103 | | | 45,000 | 82,000 | 82,000 | 66,628 | 66,628 | | 50,318 |
| Apa, canal si salubritate | 200104 | | | 4,000 | 9,000 | 9,000 | 3,185 | 3,185 | | 3,185 |
| Carburanti si lubrifianti | 200105 | | | 11,000 | 33,000 | 33,000 | 33,000 | 33,000 | | 32,918 |
| Piese de schimb | 200106 | | | 9,000 | 9,000 | 9,000 | 4,224 | 4,224 | | 488 |
| Posta, telecomunicatii, radio, tv, internet | 200108 | | | 12,000 | 12,000 | 12,000 | 10,936 | 10,936 | | 10,764 |
| Materiale si prestari de servicii cu caracter functional | 200109 | | | 76,000 | 115,000 | 115,000 | 43,291 | 43,291 | | 48,386 |
| Alte bunuri si servicii pentru intretinere si functionare | 200130 | | | 3,000 | 3,000 | 3,000 | 3,000 | 3,000 | | 2,543 |
| Reparatii curente | 2002 | | | 33,000 | 80,000 | 80,000 | 48,959 | 48,959 | | 43,971 |
| Medicamente si materiale sanitare (cod 20.04.01 la 20.04.04) | 2004 | | | 5,000 | 5,000 | 5,000 | 2,344 | 2,344 | | 1,555 |
| Dezinfectanti | 200404 | | | 5,000 | 5,000 | 5,000 | 2,344 | 2,344 | | 1,555 |
| Bunuri de natura obiectelor de inventar (cod 20.05.01+20.05.03+20.05.30) | 2005 | | | 16,000 | 24,000 | 24,000 | 18,995 | 18,995 | | 28,519 |
| Uniforme si echipament | 200501 | | | 8,000 | 16,000 | 16,000 | 15,966 | 15,966 | | 15,036 |
| Alte obiecte de inventar | 200530 | | | 8,000 | 8,000 | 8,000 | 3,029 | 3,029 | | 13,483 |
| Deplasari, detasari, transferari (cod 20.06.01+20.06.02) | 2006 | | | 28,000 | 28,000 | 28,000 | 19,859 | 19,859 | | 19,858 |
| Deplasari interne, detasari, transferari | 200601 | | | 28,000 | 28,000 | 28,000 | 19,859 | 19,859 | | 19,858 |
| Consultanta si expertiza | 2012 | | | 10,000 | 10,000 | 10,000 | 8,300 | 8,300 | | 8,300 |
| Pregatire profesionala | 2013 | | | 7,000 | 7,000 | 7,000 | 4,744 | 4,744 | | 4,744 |
| Protectia muncii | 2014 | | | 5,000 | 5,000 | 5,000 | 3,360 | 3,360 | | 3,360 |
| Alte cheltuieli (cod 20.30.01 la 20.30.04+20.30.06+20.30.07+20.30.09+20.30.30) | 2030 | | | 96,000 | 179,000 | 179,000 | 167,920 | 167,920 | | 224,224 |
| Prime de asigurare non-viata | 203003 | | | 16,000 | 16,000 | 16,000 | 16,000 | 16,000 | | 16,000 |
| Alte cheltuieli cu bunuri si servicii | 203030 | | | 80,000 | 163,000 | 163,000 | 151,920 | 151,920 | | 208,224 |
| A. CHELTUIELILE CURENTE (10+20+30+40+50+51+55+56+58+57+59+60+61) | 01 | | | 4,850,000 | 5,030,000 | 5,030,000 | 4,518,862 | 4,518,862 | | 4,627,174 |

*) Se inscriu denumirea si simbolul capitolelor din bugetul aprobat detaliate pe titluri , articole, alineate, pe structura clasificatiei economice (bugetele locale, bugetul creditelor externe, bugetul creditelor interne, bugetul fondurilor externe nerambursabile - sursa D, institutii financiare) integral sau partial din venituri proprii/activitati finantate integral din veniturii proprii
NOTA: Sumele inscrise in col. 6 "Plati efectuate" cu semnul minus la Titlul 85, art. 85.01 "Plati efectuate din precedenti si recuperate in exercitiul curent", se inscriu si pe col. 4"Angajamente bugetare" si col. 5 "Angajamente legale" la acelasi cod tot cu semnul minus , astfel incat in col. 7 "Angajamente legale de platit" sa nu fie raportate sume.

Ordonator principal de credite

Directia Economica

